

## Paramount PARD336194D

# Shaft DVD User Manual

Model: PARD336194D

## 1. INTRODUCTION

This manual provides essential information for enjoying your Shaft DVD. Directed by John Singleton and starring Samuel L. Jackson, this action-adventure film follows an African American detective as he works to stop a racist killer by tracking down the sole eyewitness to his crimes. The film is rated R and has a runtime of 1 hour and 39 minutes.

The DVD features a widescreen format with a 2.35:1 aspect ratio, NTSC compatibility, and Dolby Digital 5.1 audio in English, with French Dolby Digital 2.0 Surround also available. English subtitles are included.

## 2. SETUP

To begin playback, ensure you have a compatible DVD player and a television or display device.

1. **Connect your DVD player:** Use appropriate cables (e.g., HDMI, RCA) to connect your DVD player to your television or audio receiver. Refer to your DVD player's manual for specific connection instructions.
2. **Power on devices:** Turn on your television and DVD player.
3. **Insert the DVD:** Gently insert the Shaft DVD into the disc tray of your DVD player with the label side facing up. Close the disc tray.
4. **Select input:** On your television, select the correct input source (e.g., HDMI 1, Video 1) that corresponds to your DVD player's connection.

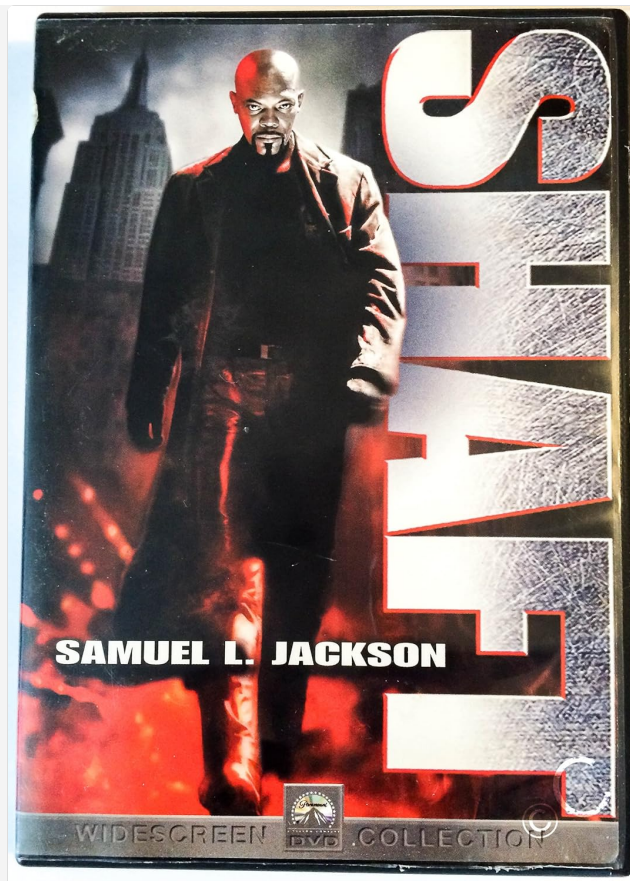


Figure 1: Front cover of the Shaft DVD, showing Samuel L. Jackson in character.

### 3. OPERATING THE DVD

Once the DVD loads, you will typically see a main menu. Use your DVD player's remote control to navigate.

- **Main Menu:** Select "Play Movie" to start the film.
- **Scene Selection:** Access specific chapters or scenes of the movie.
- **Language Options:** Choose between English (Dolby Digital 5.1) and French (Dolby Digital 2.0 Surround) audio tracks. You can also toggle English subtitles on or off.
- **Special Features:** Explore additional content provided on the disc.

#### 3.1 Special Features

The Shaft DVD includes the following special features, as indicated on the disc packaging:

- "Reflections on Shaft" Exclusive and New Interviews
- "Shaft: Still the Man" Making of Featurette
- "Theme from Shaft" Isaac Hayes Music Video
- "Bad Man" R. Kelly Music Video
- Theatrical Trailer
- Widescreen Version (Enhanced for 16:9 TVs)
- Dolby Digital
- English 5.1 Surround
- French Dolby Surround
- English Subtitles (Closed Captioning)
- Dynamic Interactive Motion Menus

## ■ Scene Selection

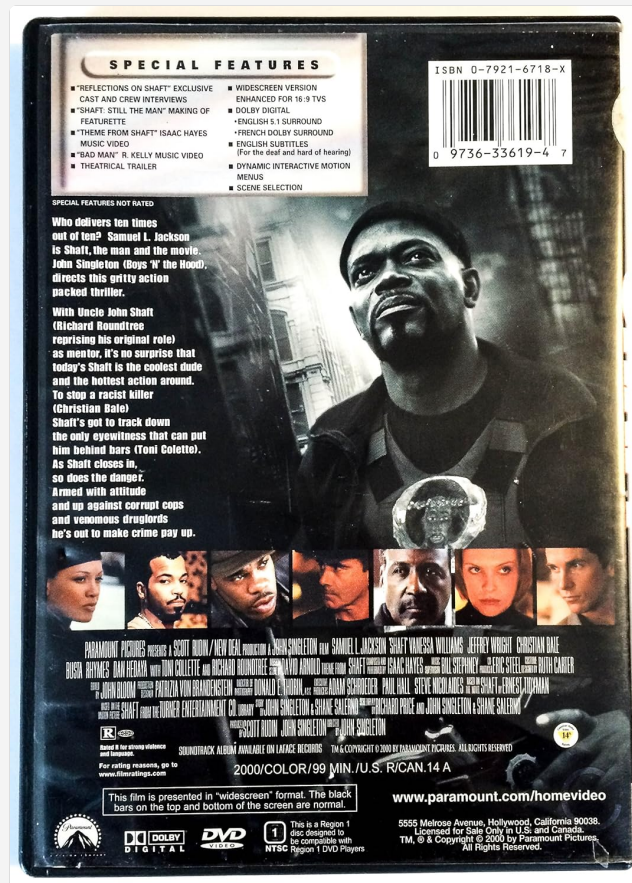


Figure 2: Back cover of the Shaft DVD, detailing special features and plot summary.

## 4. MAINTENANCE (DISC CARE)

Proper care of your DVD will ensure its longevity and optimal playback performance.

- **Handling:** Always hold the DVD by its edges or by placing a finger through the center hole. Avoid touching the shiny playback surface.
- **Cleaning:** If the disc becomes dirty, gently wipe it with a soft, lint-free cloth from the center outwards. Do not use abrasive materials or harsh chemical cleaners.
- **Storage:** Store the DVD in its original case, away from direct sunlight, extreme temperatures, and high humidity.
- **Avoid Scratches:** Do not bend the disc or place it on rough surfaces.

## 5. TROUBLESHOOTING

If you encounter issues during playback, consider the following common solutions:

Problem	Possible Cause	Solution
Disc not playing or skipping	Dirty or scratched disc; incompatible region code; DVD player malfunction.	Clean the disc gently. Check if your DVD player supports Region 1 DVDs (this DVD is Region 1). Try the disc in another DVD player.
No audio	Incorrect audio settings on DVD player or TV; loose audio cables.	Check audio settings on your DVD player and TV. Ensure all audio cables are securely connected.

Problem	Possible Cause	Solution
Poor video quality	Dirty disc; incorrect video settings; low-quality cables.	Clean the disc. Adjust video settings on your DVD player or TV. Use higher quality video cables if available.

*Note: This DVD is formatted for Region 1 (U.S. and Canada). Ensure your DVD player is compatible with Region 1 discs.*


6. SPECIFICATIONS

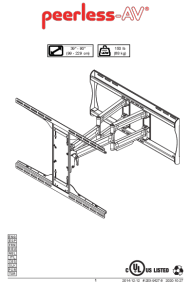



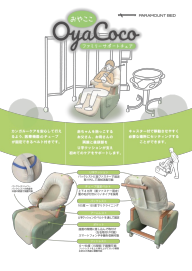
- **Title:** Shaft
- **Model Number:** PARD336194D
- **ASIN:** B00004Z1FX
- **UPC:** 0091363367947
- **Media Type:** DVD
- **Release Date:** December 12, 2000
- **Run Time:** 1 hour and 39 minutes
- **MPAA Rating:** R (Restricted)
- **Aspect Ratio:** 2.35:1 (Widescreen)
- **Audio Languages:** English (Dolby Digital 5.1), French (Dolby Digital 2.0 Surround)
- **Subtitles:** English
- **Number of Discs:** 1
- **Product Dimensions:** 7.5 x 5.5 x 0.5 inches; 3.2 ounces
- **Director:** John Singleton
- **Main Actors:** Samuel L. Jackson, Philip Bosco, Toni Collette, Zach Grenier, Dan Hedaya
- **Studio:** Paramount

© 2000 Paramount Pictures. All rights reserved.

For further assistance, please refer to your DVD player's user manual or visit the official Paramount Pictures website.

Related Documents - PARD336194D

	<p><a href="#">Orange Fiber and TV Home User Guide and Price List</a></p> <p>Comprehensive user guide and price list for Orange's Fiber and TV Home services, detailing internet speeds, TV channel packages, equipment, and administrative fees.</p>
---	---

	<p><a href="#">Peerless-AV Paramount Articulating Wall Mount Installation Guide</a></p> <p>Comprehensive installation guide for the Peerless-AV Paramount Articulating Wall Mount, supporting displays from 39 to 90 inches. Includes detailed instructions, safety warnings, and parts list for secure wall mounting.</p>
	<p><a href="#">Bison Workwear Product Guide Edition 2.0</a></p> <p>Explore the comprehensive Bison Workwear Product Guide Edition 2.0, featuring a wide range of safety apparel, rainwear, overalls, and food industry garments designed for durability and protection. Discover Bison's commitment to innovation, sustainability, and quality, with detailed product information, standards, and care instructions.</p>
	<p><a href="#">LSTN Paramount Soundbar User Manual</a></p> <p>User manual for the LSTN Paramount Soundbar, covering setup, connections, remote control operation, troubleshooting, and specifications.</p>
	<p><a href="#">Paramount Bed Air Mattress cococia Fūka Instruction Manual</a></p> <p>This manual provides instructions for the safe and proper use and operation of the Paramount Bed Air Mattress cococia Fūka. It covers intended use, part names, safety precautions, functions, installation, maintenance, troubleshooting, storage, specifications, and after-sales service.</p>
	<p><a href="#">OyaCoco Family Support Chair by Paramount Bed for Kangaroo Care</a></p> <p>The OyaCoco Family Support Chair by Paramount Bed is designed to facilitate comfortable and secure kangaroo care for parents and newborns. It features adjustable backrests and footrests, a U-shaped cushion for support, and a tube fixing belt for medical equipment.</p>