

Learning Resources LER2665

Learning Resources Teaching Telephone (Model LER2665)

Instruction Manual

1. INTRODUCTION

The Learning Resources Teaching Telephone is an interactive toy designed to help children develop early language and social skills while learning important telephone numbers. This manual provides instructions for the proper setup, operation, and care of your Teaching Telephone.

Product Overview:



Image 1.1: The Learning Resources Teaching Telephone, shown both in its retail packaging and as a standalone unit. The red telephone features a yellow handset and a keypad with large buttons.

2. SAFETY INFORMATION

- This product is intended for children aged 36 months to 10 years.
- Adult supervision is recommended during play.
- Do not immerse the telephone in water or other liquids.
- Keep batteries out of reach of small children. If swallowed, seek immediate medical attention.
- Dispose of used batteries responsibly according to local regulations.

3. PACKAGE CONTENTS

Verify that all items are present in the package:

- 1 x Learning Resources Teaching Telephone unit with attached handset
- 3 x AA Batteries (included for initial use)

4. SETUP

4.1 Battery Installation

1. Locate the battery compartment on the underside of the telephone unit.
2. Using a Phillips head screwdriver, loosen the screw and remove the battery compartment cover.
3. Insert 3 AA batteries, ensuring correct polarity (+/-) as indicated inside the compartment.
4. Replace the battery compartment cover and tighten the screw.

4.2 Power On/Off

The telephone features an ON/OFF switch, typically located near the display. Slide the switch to the 'ON' position to activate the telephone and to 'OFF' to conserve battery life when not in use.

5. OPERATING INSTRUCTIONS

5.1 Product Features and Controls



Image 5.1: Detailed diagram illustrating the various features and controls of the Teaching Telephone, including the display, keypad, record button, program button, and note pad holder.

- **Display:** Shows up to 11 digits as they are dialed.

- **Keypad:** Standard 0-9, *, # buttons for dialing. Large buttons for easy use.
- **REC (Record) Button:** Used to record a custom message.
- **P (Program) Button:** Used to program a telephone number.
- **A/B Buttons:** Speed dial buttons for pre-recorded messages.
- **Volume Control:** Adjusts the sound level.
- **Note Pad Holder:** Holds a standard 2" x 3" note paper for important numbers.

5.2 Making a Call

To make a call, simply pick up the handset and press the desired numbers on the keypad. The dialed numbers will appear on the display. The telephone features a realistic ring sound.

5.3 Programming a Number and Recording a Message

This feature allows you to program any telephone number and record a personalized message that plays when the number is dialed correctly.



**Program a number with
recorded message!**

Image 5.2: The Teaching Telephone's keypad and display area, highlighting the ability to program numbers and record messages.

1. Press the **P (Program)** button.
2. Dial the desired telephone number (up to 11 digits). This could be a home number, a relative's number,

or any other important number.

3. Press the **REC (Record)** button.
4. Speak your message clearly into the handset.
5. Press the **REC (Record)** button again to stop recording.
6. To test, dial the programmed number. If dialed correctly, your recorded message will play.

Note: Only one number and one custom message can be programmed at a time. Programming a new number or message will overwrite the previous one.

5.4 Pre-programmed Messages

The telephone includes pre-programmed messages accessible via the A and B speed dial buttons. These messages provide additional interactive play.

5.5 Emergency Calls (911)

The Teaching Telephone includes a dedicated 911 button and an associated emergency message to help children understand what to do in an emergency.



**Teach kids to call home,
911, and more!**

Image 5.3: Children engaging in pretend play with the Teaching Telephone, demonstrating its use for learning about emergency calls.

- Press the **911** button to hear the emergency message.
- Discuss with children the importance of 911 and when it should be used.

5.6 Volume Adjustment

The telephone features a volume control switch, usually located on the side or back of the unit. Adjust the switch to your preferred sound level.

6. MAINTENANCE

6.1 Cleaning

Wipe the telephone with a soft, damp cloth. Do not use abrasive cleaners or immerse the unit in water.

6.2 Battery Replacement

When sounds become faint or the unit stops functioning, it is time to replace the batteries. Refer to Section 4.1 for battery installation instructions.

6.3 Storage

Store the telephone in a cool, dry place away from direct sunlight when not in use for extended periods. Remove batteries if storing for several months to prevent leakage.

7. TROUBLESHOOTING

- **No Power:** Ensure the ON/OFF switch is in the 'ON' position. Check battery installation and replace batteries if necessary.
- **No Sound or Faint Sound:** Adjust the volume control. Replace batteries if the issue persists.
- **Cannot Record Message:** Ensure the REC button is pressed correctly during recording and again to stop. Check battery level.
- **Programmed Message Not Playing:** Ensure the number was dialed correctly. Re-program the number and message if needed.






8. SPECIFICATIONS

Model Number	LER2665
Brand	Learning Resources
Product Dimensions	12 x 11.9 x 3.4 inches
Item Weight	1 pound
Batteries	3 AA batteries (included for initial use)
Recommended Age	36 months - 10 years

9. WARRANTY AND SUPPORT

For warranty information or product support, please contact Learning Resources directly through their official website or customer service channels. Keep your purchase receipt as proof of purchase.

Related Documents - LER2665

	<p>Tock the Learning Clock - Educational Toy for Teaching Time</p> <p>Learn to tell time with Tock the Learning Clock, an interactive educational toy from Learning Resources. Features analog and digital time display, quiz mode, music, and an 'OK to Wake' light for children aged 3+.</p>
	<p>Learning Resources LER 9199 Dizzy Fun Land Building Set Instructions</p> <p>Step-by-step instructions and guide for building the Learning Resources LER 9199 Dizzy Fun Land building set, featuring gears, amusement park rides, and creative construction. Includes information on building bumper cars, merry-go-round, Ferris wheel, roller coaster, and other models.</p>
	<p>MagiCoders Unicorn User Guide</p> <p>Learn how to code with MagiCoders Unicorn, an educational toy from Learning Resources. This guide covers basic controls, programming sequences, spells, troubleshooting, and battery information for the MagiCoder robot and wand.</p>
	<p>Learning Resources Simple Machines STEM Kit Guide</p> <p>An educational guide to Learning Resources' Simple Machines STEM kit, explaining the principles of pulleys, inclined planes, wedges, levers, and wheels and axles with assembly instructions and real-world examples.</p>
	<p>Botley the Coding Robot: 77-Piece Activity Set - Activity Guide (LER 2935)</p> <p>Explore the world of coding with Botley, the fun and engaging coding robot from Learning Resources. This activity guide provides step-by-step instructions, coding challenges, and troubleshooting tips for the 77-piece Botley set (LER 2935), suitable for ages 5+.</p>
	<p>Botley 2.0 The Coding Robot Activity Guide</p> <p>Learn to code with Botley 2.0, the interactive coding robot. This guide provides instructions, activities, and troubleshooting for programming Botley using its remote programmer.</p>



[\[pdf\]](#) Instructions Guide

2665 TeachTel GUD RVMP2 qxd LER2665 WebGuide learningresources text

Quick Reminder Turn Power on and take receiver off hook To Program: Hold P, press #, dial number, release P, press # To Record: Hold rec and P, wait for beep, record message see page 3 for detailed instructions Instructions for replacing the battery Batteries should be replaced by an adult. Re...

lang:en score:15 filesize: 132.81 K page_count: 4 document date: 2013-02-01

[\[pdf\]](#) Price List

Copy of 2023 LR EI h2m Full Line Price List xlsx aseperghan Although it is both Learning Resources and Educational Insights intention Talking Wildlife Camera™ 69 99 \$ 46 00 4 086002088086

Educational v1learningresources media amasty amfile attach fnqtpEhdTxLiwQKkgwrMhai04q7gKPII
srsltid AfrmBOoo3hM81 XcWyMt436rLqmEnZfdpBHZ7Evnh1lxdLv8XSDBs9Mny Educational Pretend
Play® Healthy Foods Play Set Bundle 84 45 33 765023053401 LER6703 Snap n Learn™ Counting
Elephants 22 12 80 6v1v1learningresources

XcWyMt436rLqmEnZfdpBHZ7Evnh1lxdLv8XSDBs9Mnylearningresources

AfrmBOor7nDzuBerHhAEG3WMCQp0V9KNMwfXAOFR0wsz CwxkJ7qFNvjK 6Koala Capers™ 17 10 6
086002017321 1734 LER6712 Sheep 765023067125v1v1v1learningresources

CwxkJ7qFNvjKlearningresources

AfrmBOorWP31Dr35UapdjwuiuS5HbgXia7XsqMc95duOzF4c8mQRzAKP5 765023067125Numberblocks

Simple Cut Puzzle 1 14 7 49 20 848850115303 Jumbo Dinosaur Floor T Rex 32 86 765023023893

Learning v1v1v1v1learningresources

AfrmBOorWP31Dr35UapdjwuiuS5HbgXia7XsqMc95duOzF4c8mQRzAKP5learningresources

AfrmBOoqztQOgGDOHLTugBFnLOEgqBR8FJ1WM3z uVoCa88FHpj5PNw3q Learning Mini Motors®

Counters 72 21 11 90 765023001297 Primary Science®Jumbo Magnifiers in Display without stand 79
99v1v1v1v1v1learningresources uVoCa88FHpj5PNw3qlearningresources AfrmBOoqFfnv4yFgEtQ0yKh

YBIVVNRP0yao2CfeuwdRLT2fKaGuBY M 99Pete the Cat® I Love My White Shoes Game 13

086002034700 Tree House Engineering Design Building set 19 4v1v1v1v1v1v1learningresources

Mlearningresources AfrmBOoqQ7Z3w14BFdK2G3SWezB3RBapf0vyJfWOP7ZoM xDlxO0zkYgm 4Pete
4v1v1v1v1v1v1v1v1learningresources xDlxO0zkYgmlearningresources

AfrmBOoradbo2uX1iGKae4LjGo44xQ9uYr2lagrFWziF1Tt JnWqe9dY7 ||| ||| Learning Resources /

Educational Insights / hand2mind 2023 Full Line Price List Green Font = 2023 New Products Although it

is both Learning Resources and Educational Insights intention to maintain their prices for a full calendar

year, Lear ||| Learning Resources / Educational Insights / hand2mind 2023 Full Line Price List Green Font

= 2023 New Products Although it is both Learning Resources and Educational Insights intention to

maintain their prices for a full calendar year, Lear ||| Learning Resources / Educational Insights /

hand2mind 2023 Full Line Price List Green Font = 2023 New Products Although it is both Learning

Resources and Educational Insights intention to maintain their prices for a full calendar year, Lear |||

Learning Resources / Educational Insights / hand2mind 2023 Full Line Price List Green Font = 2023 New

Products Although it is both Learning Resources and Educational Insights intention to maintain their

prices for a full calendar year, Lear ||| Learning Resources / Educational Insights / hand2mind 2023 Full

Line Price List Green Font = 2023 New Products Although it is both Learning Resources and Educational

Insights intention to maintain their prices for a full calendar year, Lear ||| Learning Resources /

Educational Insights / hand2mind 2023 Full Line Price List Green Font = 2023 New Products Although it

is both Learning Resources and Educational Insights intention to maintain their prices for a full calendar

year, Lear

Learning Resources / Educational Insights / hand2mind 2023 Full Line Price List

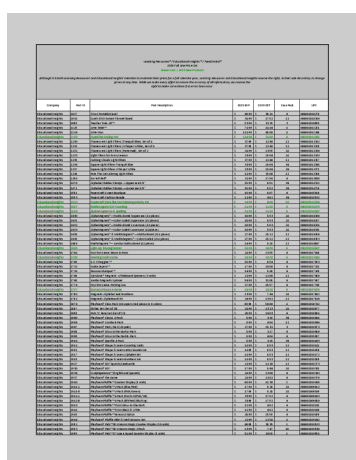
Green Font = 2023 N ... R2510 LER2523 LER2573 LER2625 LER2625-P LER2629


LER2629-P LER2642 LER2642-C LER2652 LER2653 LER2655 **LER2665** LER2685

LER2689 LER2690 LER2691 LER2692 LER2694 LER2698 LER2699 LER2725

LER2733 LER2760 LER2...

lang:en **score:14** filesize: 827.85 K page_count: 16 document date: 2023-06-01





Title | Products

21

Ref	Product Description	2013 (USD)	2014 (USD)	2015 (USD)
2000	Basic Solid Conductors (Solid Rods) (Solid Rods)	1.00	1.00	1.00
2006	Basic Solid Fibers (Fibers) (Fibers)	1.00	1.00	1.00
2011	Basic Solid Plates (Plates) (Plates)	1.00	1.00	1.00
2016	Basic Solid Tubes (Tubes) (Tubes)	1.00	1.00	1.00
2021	Basic Solid Wires (Wires) (Wires)	1.00	1.00	1.00
2026	Basic Solid Sheets (Sheets) (Sheets)	1.00	1.00	1.00
2031	Basic Solid Films (Films) (Films)	1.00	1.00	1.00
2036	Basic Solid Coatings (Coatings) (Coatings)	1.00	1.00	1.00
2041	Basic Solid Composites (Composites) (Composites)	1.00	1.00	1.00
2046	Basic Solid Nanomaterials (Nanomaterials) (Nanomaterials)	1.00	1.00	1.00
2051	Basic Solid Biomaterials (Biomaterials) (Biomaterials)	1.00	1.00	1.00
2056	Basic Solid Polymers (Polymers) (Polymers)	1.00	1.00	1.00
2061	Basic Solid Ceramics (Ceramics) (Ceramics)	1.00	1.00	1.00
2066	Basic Solid Metals (Metals) (Metals)	1.00	1.00	1.00
2071	Basic Solid Alloys (Alloys) (Alloys)	1.00	1.00	1.00
2076	Basic Solid Composites (Composites) (Composites)	1.00	1.00	1.00
2081	Basic Solid Nanomaterials (Nanomaterials) (Nanomaterials)	1.00	1.00	1.00
2086	Basic Solid Biomaterials (Biomaterials) (Biomaterials)	1.00	1.00	1.00
2091	Basic Solid Polymers (Polymers) (Polymers)	1.00	1.00	1.00
2096	Basic Solid Ceramics (Ceramics) (Ceramics)	1.00	1.00	1.00
2101	Basic Solid Metals (Metals) (Metals)	1.00	1.00	1.00
2106	Basic Solid Alloys (Alloys) (Alloys)	1.00	1.00	1.00
2111	Basic Solid Composites (Composites) (Composites)	1.00	1.00	1.00
2116	Basic Solid Nanomaterials (Nanomaterials) (Nanomaterials)	1.00	1.00	1.00
2121	Basic Solid Biomaterials (Biomaterials) (Biomaterials)	1.00	1.00	1.00
2126	Basic Solid Polymers (Polymers) (Polymers)	1.00	1.00	1.00
2131	Basic Solid Ceramics (Ceramics) (Ceramics)	1.00	1.00	1.00
2136	Basic Solid Metals (Metals) (Metals)	1.00	1.00	1.00
2141	Basic Solid Alloys (Alloys) (Alloys)	1.00	1.00	1.00
2146	Basic Solid Composites (Composites) (Composites)	1.00	1.00	1.00
2151	Basic Solid Nanomaterials (Nanomaterials) (Nanomaterials)	1.00	1.00	1.00
2156	Basic Solid Biomaterials (Biomaterials) (Biomaterials)	1.00	1.00	1.00
2161	Basic Solid Polymers (Polymers) (Polymers)	1.00	1.00	1.00
2166	Basic Solid Ceramics (Ceramics) (Ceramics)	1.00	1.00	1.00
2171	Basic Solid Metals (Metals) (Metals)	1.00	1.00	1.00
2176	Basic Solid Alloys (Alloys) (Alloys)	1.00	1.00	1.00
2181	Basic Solid Composites (Composites) (Composites)	1.00	1.00	1.00
2186	Basic Solid Nanomaterials (Nanomaterials) (Nanomaterials)	1.00	1.00	1.00
2191	Basic Solid Biomaterials (Biomaterials) (Biomaterials)	1.00	1.00	1.00
2196	Basic Solid Polymers (Polymers) (Polymers)	1.00	1.00	1.00
2201	Basic Solid Ceramics (Ceramics) (Ceramics)	1.00	1.00	1.00
2206	Basic Solid Metals (Metals) (Metals)	1.00	1.00	1.00
2211	Basic Solid Alloys (Alloys) (Alloys)	1.00	1.00	1.00
2216	Basic Solid Composites (Composites) (Composites)	1.00	1.00	1.00
2221	Basic Solid Nanomaterials (Nanomaterials) (Nanomaterials)	1.00	1.00	1.00
2226	Basic Solid Biomaterials (Biomaterials) (Biomaterials)	1.00	1.00	1.00
2231	Basic Solid Polymers (Polymers) (Polymers)	1.00	1.00	1.00
2236	Basic Solid Ceramics (Ceramics) (Ceramics)	1.00	1.00	1.00
2241	Basic Solid Metals (Metals) (Metals)	1.00	1.00	1.00
2246	Basic Solid Alloys (Alloys) (Alloys)	1.00	1.00	1.00
2251	Basic Solid Composites (Composites) (Composites)	1.00	1.00	1.00
2256	Basic Solid Nanomaterials (Nanomaterials) (Nanomaterials)	1.00	1.00	1.00
2261	Basic Solid Biomaterials (Biomaterials) (Biomaterials)	1.00	1.00	1.00
2266	Basic Solid Polymers (Polymers) (Polymers)	1.00	1.00	1.00
2271	Basic Solid Ceramics (Ceramics) (Ceramics)	1.00	1.00	1.00
2276	Basic Solid Metals (Metals) (Metals)	1.00	1.00	1.00
2281	Basic Solid Alloys (Alloys) (Alloys)	1.00	1.00	1.00
2286	Basic Solid Composites (Composites) (Composites)	1.00	1.00	1.00
2291	Basic Solid Nanomaterials (Nanomaterials) (Nanomaterials)	1.00	1.00	1.00
2296	Basic Solid Biomaterials (Biomaterials) (Biomaterials)	1.00	1.00	1.00
2301	Basic Solid Polymers (Polymers) (Polymers)	1.00	1.00	1.00
230				

[Learning Resources Title I Products Catalog 2013](#)

A comprehensive catalog of educational supplies and teaching materials from Learning Resources, featuring a wide range of products for classrooms and students, listed with item numbers, descriptions, and prices from 2013.

lang:en score:14 filesize: 927.51 K page_count: 19 document date: 2013-04-17

[illegible]

[\[pdf\]](#) Catalog

Learning Resources Title I Products 2015 learningresources text

Title I Products p.1 Item Number Product Description 2015 Direct Catalog Pg # 2015

Retail Price ... 573 LER2583 LER2589 LER2629 LER2642 LER2646 LER2651

LER2652 LER2653 LER2655 LER2657 LER2659 LER2660 **LER2665** LER2690

LER2699 LER2732 LER2733 LER2760 LER2761 LER2762 LER2768 LER2769

LER2775 LER2776 LER2...

lang:en score:12 filesize: 656.13 K page_count: 16 document date: 2014-12-17