

Manuals+

[Q & A](#) | [Deep Search](#) | [Upload](#)

manuals.plus /

- › [Channellock](#) /
- › [Channellock Tongue and Groove Pliers, 6-1/2 in, Blue \(GL6\) 6.5 User Manual](#)

Channellock GL6

Channellock GL6 Tongue and Groove Pliers User Manual

Model: GL6 | Brand: Channellock

PRODUCT OVERVIEW

The Channellock GL6 GripLock Tongue and Groove Pliers are a versatile hand tool designed for gripping various shapes and sizes. Featuring an ergonomically designed offset head for enhanced leverage and PermaLock fastener for superior joint strength, these pliers are built for durability and performance. The iconic CHANNELLOCK BLUE comfort-grips ensure comfortable use, and the right-angle, laser heat-treated teeth provide a secure grip in all directions. This model is 6-1/2 inches in length and has a jaw capacity of 1-1/16 inches.

KEY FEATURES

- **Special Jaw Design:** Accommodates many shapes for versatile use.
- **Ergonomic Offset Head:** Provides greater leverage for improved performance.
- **Right Angle, Laser Heat-Treated Teeth:** Ensures better grip and extended durability.
- **High-Carbon C1080 Steel:** Offers superior performance and is specially coated for ultimate rust prevention.
- **PermaLock Fastener:** Eliminates nut and bolt failure, enhancing tool longevity.
- **CHANNELLOCK BLUE Comfort-Grips:** Designed for comfortable and secure handling.
- **Made in the USA:** Manufactured with quality craftsmanship.

SETUP AND INITIAL INSPECTION

Upon receiving your Channellock GL6 pliers, remove them from the packaging. Inspect the tool for any signs of damage from shipping. Ensure the jaws open and close smoothly and that the PermaLock fastener is secure. The blue comfort grips should be firmly attached. No assembly is required for these pliers.

OPERATING INSTRUCTIONS

1. **Adjusting Jaw Capacity:** To adjust the jaw opening, slide the pivot point along the tongue and groove mechanism. This allows the pliers to accommodate different sizes of objects.

- 2. **Gripping Objects:** Position the jaws around the object you wish to grip. Apply firm pressure to the handles to secure the object. The right-angle teeth are designed to provide a strong, non-slip grip.
- 3. **Leverage:** Utilize the ergonomically designed offset head to gain maximum leverage when turning or holding objects.
- 4. **Safety Feature:** The design prevents the handles from closing completely, reducing the risk of pinching your hands during operation.

MAINTENANCE

- **Cleaning:** After each use, wipe down the pliers with a clean, dry cloth to remove dirt, grease, and moisture.
- **Rust Prevention:** Although specially coated for rust prevention, it is recommended to apply a light coat of rust-inhibiting oil to the metal parts, especially the pivot point and jaws, if the pliers will be stored in a humid environment or after exposure to moisture.
- **Lubrication:** Periodically apply a small amount of lubricating oil to the pivot point to ensure smooth operation and prevent stiffness.
- **Storage:** Store the pliers in a dry place, away from direct moisture and corrosive materials.

TROUBLESHOOTING

Problem	Possible Cause	Solution
Jaws are stiff or difficult to adjust.	Accumulation of dirt or lack of lubrication at the pivot point.	Clean the pivot area thoroughly and apply a few drops of lubricating oil. Work the pliers open and closed to distribute the oil.
Pliers show signs of rust.	Exposure to moisture or corrosive substances without proper cleaning/oiling.	Remove rust using a wire brush or fine-grit sandpaper, then clean and apply rust-inhibiting oil. Ensure proper storage.
Grip is slipping on objects.	Incorrect jaw adjustment or worn teeth.	Ensure the jaws are properly adjusted to the object's size. If teeth appear excessively worn, the pliers may need replacement.

SPECIFICATIONS

Attribute	Value
Brand	Channellock
Model Number	GL6
Size	6.5 inches
Material	High Carbon Steel
Handle Material	High Carbon Steel
Color	Factory (Blue grips)
Item Weight	0.01 Ounces

Attribute	Value
Product Dimensions	2.01 x 0.25 x 6.5 inches
Jaw Capacity	1-1/16 inches (approx. 26.92mm)
Grip Type	Ergonomic
UPC	025582508638, 025582508911

WARRANTY INFORMATION

The Channellock GL6 Tongue and Groove Pliers come with a**Limited Lifetime Warranty**. This warranty covers defects in material and workmanship. For specific details regarding warranty claims and coverage, please refer to the official Channellock warranty policy or contact their customer support.

CUSTOMER SUPPORT

For further assistance, product inquiries, or to explore other Channellock tools, please visit the official Channellock Store on Amazon: [Channellock Store](#).


PRODUCT IMAGES



Front view of the Channellock GL6 Tongue and Groove Pliers, showcasing the blue comfort grips and the "USA" marking on the metal.



TONGUE & GROOVE PLIERS



STRONG LASER-HARDENED TEETH




**ERGONOMIC OFFSET HEAD
FOR GREATER LEVERAGE**

**SPECIAL GRIPLOCK® JAW
DESIGN ACCOMMODATES
MANY SHAPES**

**PERMALOCK® FASTENER
FOR JOINT STRENGTH**

**SAFE-T-STOP® FEATURE
PREVENTS FINGER PINCH**

**CHANNELLOCK BLUE®
COMFORT GRIPS**



GRIPLOCK®

Detailed view of the Channellock GL6 pliers highlighting key features such as strong laser-hardened teeth, ergonomic offset head, PermaLock fastener, special GripLock jaw design, Safe-T-Stop feature, and CHANNELLOCK BLUE comfort grips. Also notes "100% made in USA".



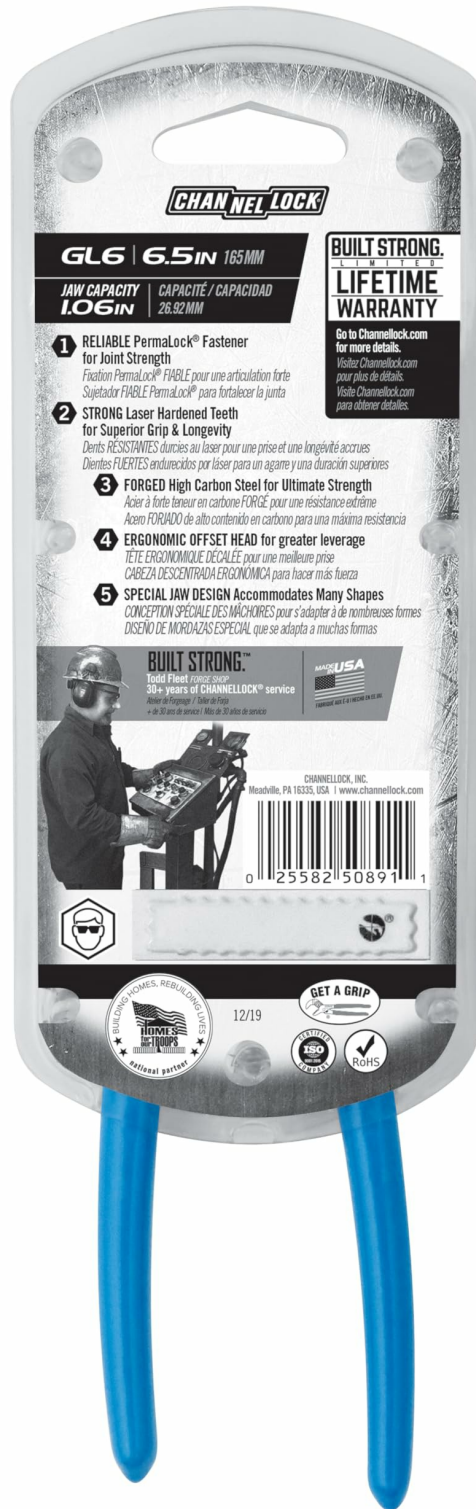
Close-up of the Channellock GL6 pliers' jaws, illustrating the 1.06-inch (26.92mm) jaw capacity.



Side view of the Channellock GL6 pliers, showing the full length and the distinct blue handles.



Front view of the Channellock GL6 pliers in their retail packaging, displaying the 6.5-inch size and GL6 model number, along with "100% made in USA" branding.



Back view of the Channellock GL6 pliers retail packaging, detailing features like the reliable PermaLock fastener, forged high carbon steel, ergonomic design, and special jaw design. Includes a QR code and UPC 025582508911.

PRODUCT VIDEOS

Currently, there are no official seller-created product videos available for this model. Please refer to the images and text descriptions for product details.

