

## Farberware 50057

# Farberware Classic Stainless Series 2-Quart Covered Double Boiler Instruction Manual

Model: 50057 | Brand: Farberware

### 1. PRODUCT OVERVIEW

The Farberware Classic Stainless Series 2-Quart Covered Double Boiler is a versatile cookware item designed for various kitchen tasks. It functions as both a double boiler for delicate cooking and a saucepan for everyday recipes. Constructed from durable stainless steel, it features a full cap base for rapid and even heating. The double boiler is oven safe up to 350°F and is conveniently dishwasher safe for easy cleanup.



Image: The Farberware Classic Stainless Series 2-Quart Covered Double Boiler with its lid, showcasing its polished silver finish and black handles.

# DURABLE STAINLESS STEEL



**HIGH PERFORMANCE  
THAT LASTS A LIFETIME**

**FARBERWARE®**

Image: Close-up of the double boiler highlighting its durable stainless steel construction, emphasizing its high-performance and longevity.

## 2. SETUP AND FIRST USE

Before first use, wash the double boiler and lid thoroughly with warm, soapy water. Rinse completely and dry immediately to prevent water spots. It is recommended to season the cookware if desired, though not strictly necessary for stainless steel. Ensure all packaging materials are removed.

## 3. OPERATING INSTRUCTIONS

### Using as a Double Boiler:

To use as a double boiler, fill the bottom pot with water, ensuring the water level does not touch the bottom of the upper insert when placed inside. Bring the water to a gentle simmer over medium to low heat. Place the upper insert into the bottom pot, then add ingredients such as chocolate, custards, or delicate sauces to the upper insert. The gentle, indirect heat from the simmering water will melt or cook your ingredients without scorching.



Image: Chocolate chips melting in the upper insert of the double boiler, demonstrating its primary use for delicate heating.

### Using as a Saucepan:

The bottom pot can be used independently as a 2-quart saucepan. It is ideal for preparing everyday recipes like wild rice, minestrone soup, or heating liquids. The full cap base, featuring a thick aluminum core surrounded by stainless steel, ensures rapid and even heat distribution across any stovetop surface.

# VERSATILE FOR ALL COOKTOPS

**SUITABLE FOR GAS, GLASS,  
AND INDUCTION COOKTOPS**

**FARBERWARE®**

Image: The double boiler placed on an induction cooktop, illustrating its versatility across various cooktop types including gas, glass, and induction.

# STAINLESS STEEL BASE



**EDGE-TO-EDGE BASE  
PROMOTES EVEN HEATING**

**FARBERWARE®**

Image: The underside of the saucepan, highlighting the stainless steel full cap base designed for edge-to-edge even heating.

## **Handles and Lid:**

The comfortable phenolic handles are designed to stay cool during stovetop use, providing a safe and confident grip. The double boiler, including its handles, is oven safe up to 350°F. The bell-shaped stainless steel lid helps to seal in flavor and moisture during cooking.

# ICONIC HANDLE DESIGN

**STAYS COOL FOR A SAFE  
AND COMFORTABLE GRIP**

**FARBERWARE®**

Image: Close-up of the double boiler's iconic handle design, emphasizing its comfortable and safe grip.

# STAINLESS STEEL LID

BELL-SHAPED DESIGN SEALS  
IN FLAVOR BEAUTIFULLY

FARBERWARE®

Image: The double boiler with its stainless steel lid, showcasing the bell-shaped design that helps seal in flavors.

## 4. CARE AND MAINTENANCE

This Farberware double boiler is dishwasher safe for convenient and effortless cleanup. For best results and to maintain the cookware's appearance, follow these guidelines:

- **Dishwasher Use:** Place the double boiler and lid in the dishwasher. Ensure they are positioned to allow for proper water circulation.
- **Hand Washing:** For stubborn food residue, wash with warm, soapy water and a non-abrasive sponge or cloth.
- **Removing White Spots:** If white spots appear on the interior (often due to minerals in water or certain foods), fill the pot with 1/2 cup white vinegar and 1 1/2 cups water. Bring to a boil, then remove from heat and let sit for at least 5 minutes. Rinse thoroughly.
- **Avoid Harsh Cleaners:** Do not use oven cleaners or abrasive cleaning pads, as these can damage the stainless steel finish.
- **Utensils:** Stainless steel can scratch. Avoid using sharp-edged metal utensils to preserve the interior surface.

# EASY CLEAN DISHWASHER SAFE



FOR CONVENIENT AND  
EFFORTLESS CLEANUP

**FARBERWARE®**

Image: Various Farberware cookware items, including the double boiler, arranged in a dishwasher rack, illustrating its dishwasher-safe feature for easy cleaning.

## 5. TROUBLESHOOTING

While the Farberware Classic Stainless Series Double Boiler is designed for durability and ease of use, here are some general tips if you encounter common issues:

- **Food Sticking:** Ensure you are using appropriate heat settings (medium to low for double boiler, moderate for saucepan). Stainless steel is not non-stick; a small amount of butter or oil can help prevent sticking when using as a saucepan.
- **Discoloration:** High heat can sometimes cause blue or rainbow discoloration. This is harmless and can often be removed with a stainless steel cleaner or the vinegar method described in the Maintenance section.
- **Handles Becoming Loose:** If handles become loose over time, they can typically be tightened with a screwdriver.

## 6. SPECIFICATIONS

Feature	Detail
Brand	Farberware

<b>Model Number</b>	50057
<b>Material</b>	Stainless Steel
<b>Capacity</b>	2 Quarts
<b>Color</b>	Silver
<b>Finish Type</b>	Mirror Satin
<b>Product Dimensions</b>	7.75"D x 11.5"W x 6.75"H
<b>Item Weight</b>	2.48 pounds
<b>Oven Safe Temperature</b>	Up to 350°F
<b>Dishwasher Safe</b>	Yes
<b>Manufacturer</b>	Meyer Corporation
<b>UPC</b>	631899500571







Image: The bottom of the Farberware double boiler, showing the durable stainless steel base and product markings.



## 7. WARRANTY AND SUPPORT

Specific warranty information for this product is not provided in the available data. For any product support, inquiries, or warranty claims, please refer to the official Farberware website or contact their customer service directly. Keep your purchase receipt for potential warranty service.

© 2025 Farberware. All rights reserved.

### Related Documents - 50057

	<p><a href="#">Farberware Stovetop Percolator: Safety, Use, and Care Instructions</a></p> <p>Comprehensive guide for the Farberware Stovetop Percolator, covering essential safety precautions, detailed usage instructions, care and maintenance tips, brewing steps, and warranty information.</p>
	<p><a href="#">Farberware Superfast Automatic Stainless Steel Coffee Urn Use and Care Instructions</a></p> <p>Detailed use and care instructions, safety precautions, and warranty information for the Farberware Superfast Automatic Stainless Steel Coffee Urn, models FSU122, 236, 255.</p>
	<p><a href="#">Farberware 201797 Air Fryer Toaster Oven Owner's Manual</a></p> <p>Comprehensive owner's manual for the Farberware 201797 Air Fryer Toaster Oven, covering operation, safety, troubleshooting, and recipes. Provided by Appliance Factory Parts.</p>
	<p><a href="#">Farberware FCP240 Coffee Percolator Owner's Manual</a></p> <p>Owner's manual for the Farberware FCP240 stainless steel coffee percolator, including safety instructions, usage guide, and care information. Provided by Appliance Factory Parts.</p>

	<p><a href="#">Farberware FCD06SDWHT Dishwasher: Instruction Manual and User Guide</a></p> <p>Comprehensive guide for the Farberware FCD06SDWHT dishwasher, covering safety, operation, installation, maintenance, and troubleshooting. Learn how to properly load, run cycles, and care for your appliance.</p>
	<p><a href="#">Farberware Stainless Steel Electric Percolator User Manual and Safety Guide</a></p> <p>Comprehensive guide for Farberware stainless steel electric percolators (models FCP240, FCP280, FCP412), including safety instructions, usage, care, cleaning, and warranty information.</p>