

HAVAHAART 1079SR

HAVAHAART 1079SR Large 1-Door Humane Catch and Release Live Animal Trap

Model: 1079SR (100061159)

Brand: HAVAHAART



INTRODUCTION

The Havahart 1079SR Live Animal Cage Trap is designed for the humane capture and release of various animals, including raccoons, stray cats, opossums, armadillos, groundhogs, and skunks. This large, single-door trap prioritizes both animal safety and user convenience, featuring smooth internal edges to prevent injury to trapped animals and a handle guard for safe transport. Its robust construction ensures durability and reliable performance for effective animal management.

HAVAHART®

Live Animal Cage Trap

One Door



Made in U.S.A.
With Global Parts



cats



raccoons



groundhogs

Image: The Havahart 1079SR large 1-door live animal cage trap, shown fully assembled.

SAFETY INFORMATION

Always exercise caution when handling live animals. Even humanely trapped animals can be unpredictable. Wear protective gloves and avoid direct contact with the animal. Keep the trap out of reach of children and pets when not in use or when set.

- **Handle Guard:** Utilize the integrated handle guard to protect your hands from potential bites or scratches during transport.
- **Smooth Edges:** The trap is designed with smooth internal edges to minimize injury to the captured animal.
- **Placement:** Place the trap in a stable, level area away from direct sunlight or extreme weather conditions.

Innovative Safety Features



Smooth internal edges
prevent injuries to
trapped animals



Solid handle guard
protects you from
animal contact
during transport

Image: Close-up view highlighting the smooth internal edges designed to prevent animal injuries and the solid handle guard for user protection during transport.

SETUP AND ASSEMBLY

The Havahart 1079SR trap typically comes pre-assembled. Follow these steps to prepare it for use:

1. **Unfold the Trap:** Carefully unfold the trap from its collapsed state. Ensure all panels are securely locked into place.
2. **Position the Trip Plate:** Locate the trip plate inside the trap. This is the platform that the animal steps on to trigger the door.
3. **Set the Door Mechanism:** Lift the trap door and secure it in the open position using the setting rod or hook provided. The setting rod connects the door to the trip plate. Ensure the mechanism is stable and will release smoothly when the trip plate is activated.



Image: A hand demonstrating how to properly position the trip plate inside the trap.



Image: A hand securing the trap door in the open position using the latch mechanism.

OPERATING INSTRUCTIONS

Baiting the Trap

Effective baiting is crucial for successful trapping. Place bait beyond the trip plate to encourage the animal to fully enter the trap.

Recommended Baits by Animal Type

Target Species	Recommended Bait
Armadillos	Meal worms, overripe fruit, spoiled meat
Cats	Cat food, sardines
Groundhogs	Apples, bananas, lettuce
Opossums, Raccoons & Skunks	Bacon, cat food, marshmallows, sardines

Baits for Optimal Performance



Armadillos: Meal worms, overripe fruit, spoiled meat



Cats: Cat food, sardines



Groundhogs: Apples, bananas, lettuce



Opossums, Raccoons & Skunks: Bacon, cat food, marshmallows, sardines

Image: A visual guide showing various animals and their corresponding recommended baits for effective trapping.

Trap Placement

Place the trap in areas where target animals are known to frequent, such as along fences, near burrows, or in areas with signs of activity. Ensure the trap is on a level surface to prevent accidental triggering or tipping.

Prevents False Triggers



♥ **Finely-tuned trip mechanism targets heavier animals**

♥ **Powerful trap door delivers quick, secure captures**

Image: A Havahart trap set in a natural outdoor environment, with a raccoon successfully captured inside, demonstrating proper placement.

Monitoring and Release

Check the trap frequently. Once an animal is captured, approach the trap calmly and quietly. Use the handle guard for safe transport. Transport the animal to a suitable release location, ideally several miles away from the capture site, and release it humanely by opening the trap door. Avoid prolonged confinement of the animal.



#1 BRAND Used by Professionals

Image: A person, wearing gloves, carrying a Havahart trap with a captured raccoon, demonstrating safe handling and transport.

MAINTENANCE

Proper maintenance ensures the longevity and effectiveness of your Havahart trap.

- **Cleaning:** After each use, especially after capturing an animal, clean the trap thoroughly with water and a mild disinfectant. This removes odors that might deter future captures and maintains hygiene. Rinse well and allow to air dry completely.
- **Inspection:** Regularly inspect the trap for any signs of damage, rust, or wear. Check that the door mechanism and trip plate operate smoothly.
- **Storage:** Store the trap in a dry place to prevent rust and corrosion. The trap can be folded for compact storage.

TROUBLESHOOTING

Common Issues and Solutions

Problem	Possible Cause / Solution
Trap not triggering	<p>Bait Placement: Ensure bait is placed beyond the trip plate, forcing the animal to step on it.</p> <p>Mechanism Obstruction: Check for debris or obstructions preventing the trip plate or door from moving freely.</p> <p>Sensitivity: The trap's trip mechanism is fine-tuned for heavier animals. Ensure the target animal is heavy enough to activate it.</p>
Animal escapes after triggering	<p>Door Latch: Verify the door latch mechanism is fully engaging when triggered.</p> <p>Trap Stability: Ensure the trap is on a level, stable surface to prevent tipping or door jamming.</p> <p>Animal Size: The trap is designed for specific animal sizes. An animal that is too small might not fully enter or trigger the trap effectively.</p>
Animals avoid the trap	<p>Human Scent: Animals can detect human scent. Handle the trap with gloves.</p> <p>Bait Type: Experiment with different baits suitable for the target animal.</p> <p>Trap Location: Relocate the trap to a more secluded or active area.</p> <p>Trap Cleanliness: Ensure the trap is clean and free of previous animal scents.</p>

SPECIFICATIONS

- **Model:** 1079SR (Item model number: 100061159)
- **Brand:** HAVAHART
- **Dimensions:** 32"L x 10"W x 12"H
- **Weight:** 9.92 pounds (4.51 Kilograms)
- **Material:** Alloy Steel (Galvanized, one-piece wire mesh)
- **Door Type:** 1-Door
- **Color:** Silver
- **Target Species:** Armadillo, Cat, Groundhog, Opossum, Raccoon, Skunk
- **UPC:** 036348561019
- **Manufacturer:** Woodstream




Image: A diagram of the Havahart trap with its length (32"), width (10"), and height (12") clearly indicated.

IMPORTANT INFORMATION


This product is intended for humane animal capture and release. Always adhere to local laws and regulations regarding trapping and animal handling. For further assistance or detailed instructions, refer to the official Havahart resources.

Keep out of the reach of children.

For additional support, please visit the [HAVAHAART Store](#) or consult the official product documentation.

© 2024 HAVAHAART. All rights reserved.

Related Documents

	<p>Havahart Large 1-Door Collapsible Easy Set Trap #1092 Instructions</p> <p>Comprehensive instructions for the Havahart Large 1-Door Collapsible Easy Set Trap (#1092), covering setup, baiting, trapping, releasing, and collapsing the trap. Includes detailed steps, bait suggestions, and safety tips.</p>
---	---



[Havahart Critter Ridder Motion-Activated Animal Repellent & Sprinkler Operating Manual](#)

Operating manual for the Havahart Critter Ridder Motion-Activated Animal Repellent & Sprinkler. Learn about product description, package contents, power supply, installation, settings, and warranty.

Documents - HAVAHART – 1079SR




[\[pdf\] Instructions Dimension Guide Guide Catalog](#)

Product Catalog Woodstream 2021 02 14 — Havahart® 1 Live Animal Traps HAVAHART® EASY SET® Patented technology instructions 32 x 10 12 havahart catalog woodstream media wysiwyg corporate site catalogs 4 Safe Release 2 Door hands free time release door reduces stress for you and the animal 3 step process set timer unlock latches walk away |||

2021 Product Catalog Product Guide Live Animal Traps Easy SetTraps Standard Traps Collapsible Tra ... ccoons 32 x 10 x12 1079 Armadillos, Cats, Groundhogs, Muskrats, Opossums, Raccoons 32 x 10 x12 **1079SR** Armadillos, Cats, Groundhogs, Muskrats, Opossums, Raccoons 32 x 10 x12 1081 Armadillos, B...

lang:en score:39 filesize: 1.38 M page_count: 10 document date: 2021-02-08



[\[pdf\] User Manual Instructions](#)

Installation Manual Amazon Havahart 1079SR Large 1 Door Humane Catch and Release Live Animal Trap for Raccoons Cats Bobcats Beavers Small Dogs Groundhogs Opossums Foxes Armadillos Similar Sized Animals Home Pest Control Traps Patio Lawn Garden 91dTrTriePL m media amazon images I ||| Model # 1079 Havahart Large 1-Door Trap Instructions Preparing the Trap Familiarize yourself with the parts of the trap and how they operate. Allow the animal to become familiar with the trap by placing it, with the door propped open and baited, where the animal is used to feeding Trapping Tips L...

lang:en score:28 filesize: 646.06 K page_count: 2 document date: 2020-06-29



[\[pdf\] Guide Catalog](#)

Professional Pest Management Product Guide 2019 05 15 — M325 and M040 Original wood based wired snap trap No chemicals or poisons use with caution around children pets Made in the U S A 4 RODENT CONTROL Mouse Rat Hold Fast Glue Traps Item Description Case Qty UPC M309 TIN CAT® Insect Board Bulk 72 072868133091 M320 072868093203 M319 24 072868133190 M309MC MINI 00072868908064 PCO Catalog 08 13 19 woodstream media wysiwyg corporate site literature Catalogs ||| Professional Pest Management Product Guide RODENT ANIMAL SNAKE INSECT INDEX RODENT CONTROL Mous ... onal Trap One Spring Loaded Door 24 x7 x7 1 036348561033 1 036348561040 Prof. Raccoon/Groundhog/ **1079SR** Skunk Trap One Spring Loaded Door 32 x10 x12 1 036348561019 1081 Prof. Lg. Raccoon Trap P... lang:en score:24 filesize: 9.99 M page_count: 20 document date: 2019-08-13

Model #	1079
Dimensions	32 in x 10 in x 12 in
Weight	9.95 lb
Use On	<ul style="list-style-type: none"> Armadillos Cat/Stray Cats Groundhogs Muskrats Nutria Opossums Raccoons Skunks
Door Type	Type 1 Spring-Loaded Door
Features	<ul style="list-style-type: none"> Smooth, rolled interior edges to keep the animal from injuring itself. Handle guard to protect your hand from the animal. Multiple trigger settings to capture "fidgety" or smaller animals. Strong door lock to prevent escapes. Galvanized steel to resist rust and corrosion. 1 year manufacturer's warranty. Made in the U.S.A.

[\[pdf\]](#) Specifications Dimension Guide Warranty

Priyanga S Sayi Specification Sheet Amazon Havahart 1079SR Large 1 Door Humane Catch and Release Live Animal Trap for Raccoons Cats Bobcats Beavers Small Dogs Groundhogs Opossums Foxes Armadillos Similar Sized Animals Home Pest Control Traps Patio Lawn Garden 81u3BG7El4L m media amazon images | |||

Model # 1079 Dimensions 32 in x 10 in x 12 in Weight 9.95 lb Use On Armadillos Cats/Stray Cats Groundhogs Muskrats Nutria Opossums Raccoons Skunks Door Type 1 Spring-Loaded Door Features Smooth, rolled interior edges to keep the animal from injuring itself. Handle guard to protect y...

lang:nl **score:10** filesize: 259.78 K page_count: 1 document date: 2019-01-04