

manuals.plus /

- › [Capcom](#) /
- › [Capcom Marvel Vs. Capcom: Clash of Super Heroes PlayStation Instruction Manual](#)

Capcom B00004R9IC

Capcom Marvel Vs. Capcom: Clash of Super Heroes PlayStation Instruction Manual

Model: B00004R9IC | Brand: Capcom

1. INTRODUCTION

This manual provides essential information for operating the Marvel Vs. Capcom: Clash of Super Heroes game on your PlayStation console. Please read it thoroughly to ensure proper setup and enjoyment of the game.

Marvel Vs. Capcom: Clash of Super Heroes is a fighting game featuring characters from both the Marvel Comics and Capcom universes. This PlayStation version offers a unique gameplay experience adapted for the console's capabilities.

2. PRODUCT OVERVIEW



Image 1: Front cover of the Marvel Vs. Capcom: Clash of Super Heroes game case for PlayStation.

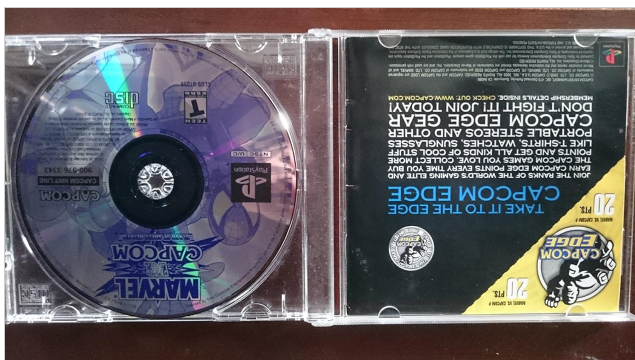


Image 2: The Marvel Vs. Capcom: Clash of Super Heroes game disc and the inside of its case, showing the disc and a portion of the manual.

This game is designed for the original PlayStation console. It features a roster of characters from both Marvel and Capcom, engaging in 2D fighting combat. The PlayStation version adapts the arcade experience, focusing on two-fighter battles due to hardware limitations.

3. SETUP INSTRUCTIONS

1. **Console Preparation:** Ensure your PlayStation console is properly connected to a power source and a television or display unit.
2. **Controller Connection:** Connect your PlayStation controller(s) to the console's controller ports.
3. **Disc Insertion:** Open the PlayStation console's disc tray. Carefully place the Marvel Vs. Capcom: Clash of Super Heroes game disc into the tray with the label side facing up. Close the disc tray.
4. **Power On:** Turn on your television/display and then power on your PlayStation console.
5. **Game Start:** The game should load automatically. If it does not, navigate to the game icon on the PlayStation menu and select it to start.

4. OPERATING INSTRUCTIONS

4.1 Basic Controls

The game utilizes the standard PlayStation controller. Specific button assignments for attacks, jumps, and special moves are detailed within the in-game options or the physical game manual (if included). Generally, the directional pad controls movement, and the face buttons (Triangle, Circle, X, Square) and shoulder buttons (L1, L2, R1, R2) are used for various actions.

4.2 Gameplay Modes

- **Arcade Mode:** Progress through a series of opponents to reach the final boss.
- **Versus Mode:** Engage in head-to-head combat against another player or the computer.
- **Training Mode:** Practice moves and combos without time limits or health bars.

4.3 Character Selection

At the character selection screen, use the directional pad to highlight your desired character and press a designated button (e.g., X or Circle) to confirm. You will typically select a main fighter and a helper character.

4.4 Combat Mechanics

- **Basic Attacks:** Combinations of light, medium, and heavy punches and kicks.
- **Special Moves:** Executed with specific directional inputs and button presses. Refer to the in-game command list for details.
- **Super Combos:** Powerful attacks requiring a full Super Combo gauge.
- **Helper System:** Call upon your selected helper character for a quick assist attack during battle.

Your browser does not support the video tag.

Video 1: An overview of gameplay mechanics and character interactions in the Marvel Vs. Capcom series, demonstrating various combat elements.

5. MAINTENANCE AND CARE

- **Disc Handling:** Always hold the game disc by its edges. Avoid touching the reflective surface to prevent fingerprints and scratches.
- **Cleaning:** If the disc becomes dirty, gently wipe it with a soft, lint-free cloth from the center outwards. Do not use abrasive cleaners or solvents.
- **Storage:** Store the game disc in its original case when not in use to protect it from dust and damage. Keep it away from direct sunlight and extreme temperatures.
- **Console Care:** Ensure your PlayStation console is kept in a well-ventilated area to prevent overheating. Regularly clean dust from the console's vents.

6. TROUBLESHOOTING

Problem	Possible Cause	Solution
Game does not load.	Disc is dirty or scratched; console disc drive issue.	Clean the disc. Inspect for deep scratches. Ensure the disc is inserted correctly. Try another game disc to check console functionality.
Controller not responding.	Controller not properly connected; faulty controller.	Ensure the controller cable is securely plugged into the console. Try a different controller or port.
Audio or video issues.	Loose AV cables; incorrect TV input.	Check all audio/video cable connections between the console and TV. Verify the TV is on the correct input channel.
Game freezes or crashes.	Disc error; console overheating; software glitch.	Clean the disc. Ensure console ventilation is clear. Restart the console. If issues persist, the disc may be damaged.

7. SPECIFICATIONS







- **Product Title:** Marvel Vs. Capcom: Clash of Super Heroes
- **Platform:** PlayStation (PS1)
- **Brand:** Capcom
- **Model Number (ASIN):** B00004R9IC
- **UPC:** 013388210572
- **Release Date:** February 1, 2000
- **Language:** English
- **ESRB Rating:** Teen (T)
- **Item Weight:** 3.2 ounces
- **Package Dimensions:** 5.6 x 4.9 x 0.4 inches

8. WARRANTY AND SUPPORT

For information regarding product warranty or technical support, please refer to the official Capcom website or contact their customer service department. Specific warranty details may be included with the physical game packaging.

Capcom Official Website: www.capcom.com

Related Documents - B00004R9IC

	<p>Marvel vs. Capcom: Clash of Super Heroes - Official Game Manual</p> <p>A comprehensive guide to Marvel vs. Capcom: Clash of Super Heroes for the PlayStation console, detailing game modes, controls, special moves, character move lists, and gameplay mechanics.</p>
	<p>Marvel vs. Capcom: Clash of Super Heroes - PlayStation Game Manual</p> <p>Official game manual for Marvel vs. Capcom: Clash of Super Heroes on Sony PlayStation, detailing gameplay, controls, special moves, and play modes.</p>
	<p>Marvel vs. Capcom 2 Operators Manual - Installation, Configuration, and Maintenance Guide</p> <p>Official operators manual for the Marvel vs. Capcom 2 arcade game by Capcom. Contains detailed information on kit inspection, installation, wiring, game adjustments, test modes, configuration options, and troubleshooting.</p>
	<p>Street Fighter EX3 Game Manual</p> <p>This document provides a comprehensive guide to playing Street Fighter EX3, covering game modes, character moves, controls, and settings.</p>
	<p>Street Fighter Alpha 3 Max PSP Manual - Controls, Moves, and Gameplay Guide</p> <p>Official user manual for Street Fighter Alpha 3 Max on PSP, detailing controls, gameplay modes, character move lists, and system features.</p>
	<p>Capcom vs. SNK Millennium Fight 2000 Operators Manual</p> <p>This manual provides detailed instructions for the installation, operation, and configuration of the Capcom vs. SNK Millennium Fight 2000 arcade game. It covers kit inspection, wiring, game adjustments, and important safety notices.</p>

