

## Manuals+

[Q & A](#) | [Deep Search](#) | [Upload](#)

[manuals.plus](#) /

- › [Nintendo](#) /
- › [Nintendo Kirby 64: The Crystal Shards Instruction Manual \(Model NUS-006\)](#)

Nintendo NUS-006

# Nintendo Kirby 64: The Crystal Shards Instruction Manual

Model: NUS-006

## INTRODUCTION

Welcome to the world of Kirby 64: The Crystal Shards. This manual provides essential information to help you navigate Kirby's adventure on the Nintendo 64 console. Prepare to explore diverse planets, utilize unique abilities, and recover the scattered Crystal Shards.



The image displays the game cartridge for Kirby 64: The Crystal Shards, along with its colorful box art featuring Kirby and other characters.

Your browser does not support the video tag.

An official video showcasing gameplay from Kirby 64: The Crystal Shards, demonstrating Kirby's various abilities and interactions within the game world.

## SETUP

---

1. Ensure your Nintendo 64 console is properly connected to your television and power supply.
2. Insert the Kirby 64: The Crystal Shards game cartridge firmly into the cartridge slot on the top of your Nintendo 64 console.
3. Connect a Nintendo 64 controller to one of the controller ports on the front of the console.
4. Turn on your television and select the correct input channel for your Nintendo 64 console.
5. Power on the Nintendo 64 console. The game should start automatically.

## OPERATING INSTRUCTIONS

---

### Basic Controls

- **Control Stick:** Move Kirby.
- **A Button:** Jump, Inhale.
- **B Button:** Exhale, use copied ability.
- **Z Button:** Guard.
- **C Buttons:** Camera control (if applicable), some abilities.
- **Start Button:** Pause game, access menu.

### Kirby's Abilities

Kirby possesses the unique ability to inhale enemies and objects. After inhaling, he can either exhale them as projectiles or swallow them to copy their powers. A key feature in Kirby 64 is the ability to combine two different copied powers to create new, more potent attacks. Experiment with various combinations to discover dozens of unique special attacks, from a lightning-charged boulder to a refrigerated barrage of lethal leftovers.

### Game Objectives

Your primary goal is to help Kirby recover the lost Crystal Shards scattered across six different planets. Each planet presents unique environments, from barren lava landscapes to futuristic candy factories, requiring Kirby to utilize his diverse abilities to overcome obstacles and defeat enemies.

### Multiplayer Mini-Games

In addition to the main adventure, Kirby 64 includes three bonus multiplayer mini-games for up to four players. These include the 100-Yard Hop and Bumper Crop Bump, offering fun-filled competitive action.

## MAINTENANCE

---

- Keep the game cartridge clean and free from dust. Store it in its original case or a protective sleeve when not in use.
- Avoid touching the metal connectors on the bottom of the cartridge. If cleaning is necessary, use a cotton swab lightly dampened with isopropyl alcohol.
- Do not expose the cartridge to extreme temperatures, direct sunlight, or moisture.

## TROUBLESHOOTING

---

- **Game Not Starting:** Ensure the cartridge is fully inserted into the console. Try removing and reinserting

it. Clean the cartridge connectors if necessary.

- **Graphics or Sound Glitches:** This may indicate a dirty cartridge or console slot. Clean the cartridge connectors and ensure the console is well-ventilated.
- **Game Not Saving Progress:** Kirby 64 utilizes internal battery-backed memory for saving. If the game is not saving, the internal battery may be depleted. This typically requires professional service to replace the battery.

## SPECIFICATIONS

- **Product Type:** Video Game
- **Platform:** Nintendo 64
- **Model Number:** NUS-006 (USA)
- **UPC:** 045496870713
- **Release Date:** June 27, 2000
- **Language:** English
- **Rating:** Everyone (E)
- **Dimensions:** 4.7 x 3.1 x 0.6 inches
- **Item Weight:** 0.67 ounces

## WARRANTY AND SUPPORT



For service information or support regarding your Nintendo product, please contact Nintendo of America Inc. at the following:





**Telephone:** 1-800-255-3700

**Website:** [www.nintendo.com](http://www.nintendo.com)

© 2000 HAL LABORATORY, INC./NINTENDO. TM AND THE "N" LOGO ARE TRADEMARKS OF NINTENDO OF AMERICA INC.  
© 2000 NINTENDO OF AMERICA INC.

### Related Documents - NUS-006

	<p><a href="#">Donkey Kong 64 Instruction Booklet for Nintendo 64</a></p> <p>Official instruction booklet for Donkey Kong 64 on the Nintendo 64. Learn about the controller, characters, gameplay, levels, multiplayer modes, and more to master your adventure on Kong Isle.</p>
	<p><a href="#">Donkey Kong 64 Instruction Booklet - Nintendo 64</a></p> <p>Official instruction manual for Donkey Kong 64 on Nintendo 64. Learn about controls, characters, story, levels, and multiplayer modes for this Rareware classic.</p>

	<p><a href="#">Kirby Bowl (KTR-N-UAWJ-00) - Official Game Manual</a></p> <p>Official game manual for Kirby Bowl (KTR-N-UAWJ-00) on Nintendo 3DS, detailing gameplay, controls, rules, and features. Learn how to play, master abilities, and navigate game modes.</p>
	<p><a href="#">Mario Party 2 Instruction Booklet for Nintendo 64</a></p> <p>Official instruction booklet for Mario Party 2 on the Nintendo 64 system. Learn about game controls, characters, board game rules, mini-games, and how to play. Includes essential information for maximizing your gaming experience.</p>
	<p><a href="#">Bomberman 64 - Official Nintendo 64 Game Manual</a></p> <p>Comprehensive game manual for Bomberman 64 on the Nintendo 64, covering controls, game modes, story, characters, world details, items, and gameplay strategies.</p>
	<p><a href="#">Super Smash Bros. for Nintendo 3DS: Official Game Manual</a></p> <p>Explore the comprehensive guide to Super Smash Bros. for Nintendo 3DS. Learn about gameplay mechanics, characters, online functions, game modes, and essential tips for players.</p>