

Hasbro Don't Wake Daddy Game

Hasbro Don't Wake Daddy Board Game Instruction Manual

1. INTRODUCTION

The Hasbro Don't Wake Daddy board game is designed for two to four players, aged 4 years and up. The objective of the game is to be the first player to reach the refrigerator for a midnight snack without waking Daddy. Players navigate the game board by spinning a spinner and moving their game piece. If a player lands on a space that requires them to press Daddy's alarm clock button and they do not hold the corresponding safe card, they risk waking Daddy.



Image 1.1: The Don't Wake Daddy game box, illustrating the game's premise with Daddy asleep in bed and children attempting to sneak past.

2. COMPONENTS

Ensure all the following components are present before beginning play:

- 1 x Gameboard
- 1 x Daddy figure in a plastic bed (approximately 9x5 inches)
- 4 x Mover bases
- 1 x Deck of cards
- 1 x Spinner
- Instruction manual (English and Spanish)



Image 2.1: A complete set of Don't Wake Daddy game components, including the game board, Daddy in his bed, cards, and spinner.

3. SETUP

1. **Unfold the Gameboard:** Place the gameboard on a flat, stable surface.
2. **Position Daddy:** Carefully place the Daddy figure in his plastic bed onto the designated area on the gameboard. Ensure he is lying down.
3. **Install Batteries:** The game requires 2 AA batteries (not included) for Daddy's alarm mechanism. Open the battery compartment, insert the batteries according to polarity, and close the compartment.
4. **Prepare Cards:** Shuffle the deck of cards thoroughly. Deal an equal number of cards to each player. Place any remaining cards face down in a draw pile.
5. **Choose Movers:** Each player selects a mover base and places it on the 'START' space of the gameboard.



Image 3.1: A detailed view of the game setup, showing Daddy in his bed, the spinner, and game cards ready for play.

4. OPERATING (HOW TO PLAY)

1. **Player Turns:** The youngest player goes first, and play proceeds clockwise.
2. **Spin the Spinner:** On your turn, spin the spinner. The spinner will indicate a color.
3. **Move Your Mover:** Move your game piece to the next available space of the color indicated by the spinner.
4. **Check Your Cards:** Look at the picture on the space you landed on. If you have a matching card in your hand, you are safe. Discard the matching card.
5. **Press the Alarm:** If you do **not** have a matching card for the space you landed on, you must press Daddy's alarm clock button the number of times indicated on that space.
6. **Daddy Wakes Up:** If Daddy pops up from his bed after you press the alarm button, you are out of the game. Return your game piece to the 'START' space.
7. **Winning the Game:** The first player to successfully navigate the entire game board and reach the refrigerator space without waking Daddy wins the game.



Image 4.1: A player pressing the alarm button, demonstrating the core mechanic of the game where Daddy might wake up.



Image 4.2: Children engaged in playing the Don't Wake Daddy game, showing the interactive element of pressing the alarm.

5. MAINTENANCE

- **Cleaning:** Wipe game components with a dry or slightly damp cloth. Do not immerse electronic parts (Daddy's bed) in water.
- **Storage:** Store all game pieces in the original box in a cool, dry place to prevent damage and loss.
- **Battery Care:** Remove batteries if the game will not be used for an extended period to prevent leakage.

6. TROUBLESHOOTING

- **Daddy Does Not Pop Up:**
 - Ensure batteries are correctly installed and not depleted. Replace if necessary.
 - Verify Daddy is properly seated in his bed and the mechanism is not obstructed.

- **Missing Game Pieces:**

- Carefully check the game box and packaging for any overlooked components.
- If components are missing from a new product, contact Hasbro customer support.

7. SPECIFICATIONS




Feature	Detail
Product Dimensions	15.75 x 9.92 x 3.54 inches
Item Weight	2.4 pounds
Manufacturer Recommended Age	4 years and up
Number of Players	2 to 4 players
Batteries Required	2 AA batteries (not included)

8. WARRANTY AND SUPPORT

For information regarding product warranty, replacement parts, or any other support inquiries, please visit the official Hasbro website or contact their customer service department. Contact details can typically be found on the product packaging or on the Hasbro website.

You can visit the Hasbro Store for more information:[Hasbro Store on Amazon](#)

Related Documents - Don't Wake Daddy Game

	<p>Don't Wake Daddy Board Game: Rules, Setup, and Gameplay</p> <p>Official rules and instructions for the Hasbro Don't Wake Daddy board game. Learn how to set up, play, and win this classic children's game for 2-4 players aged 3-6.</p>
	<p>Trouble Game: Basic Play Guide for Parents and Children</p> <p>A guide for parents on how to introduce and play the Trouble board game with children, focusing on basic play mechanics and developmental benefits. Includes instructions for setup, gameplay, and tips for a rewarding play experience.</p>
	<p>Star Wars: The Mandalorian Operation Game - Official Instructions and Rules</p> <p>Learn how to play the Star Wars: The Mandalorian Edition of the classic Operation board game. Includes setup, gameplay, and battery information from Hasbro.</p>



[Twister Ultimate Game Instructions and Rules](#)

Official instructions for Hasbro's Twister Ultimate game, including setup, how to play, special features like Spinner's Choice and Spot Elimination, and rules for 2+ players. Learn how to twist and tangle!



[Scrabble Classic Crossword Game: Rules and Instructions](#)

Official rules and instructions for playing the classic Scrabble crossword board game by Hasbro. Learn how to set up the game, play turns, score words, and win.



[Guess Who? Junior Board Game: Rules and How to Play](#)

Official rules and instructions for the Guess Who? Junior board game by Hasbro. Learn how to set up, play, and win with two different game levels: Animal Encounters and Wildlife Investigators.