

Volkswagen Passat B7

Volkswagen Passat B7 (2010-2014) Self-Repair Guide Instruction Manual

A guide to utilizing the "Sam naprawiam samochód" Polish edition.

INTRODUCTION

This document serves as an instruction manual for the "Volkswagen Passat modele 2010-2014 (typu B7). Sam naprawiam samochód" book, authored by H.R. Etzold. Please note that the book itself is published in Polish and does not have an English version. This guide provides general instructions on how to approach and utilize such a vehicle repair manual for maintenance and troubleshooting of Volkswagen Passat B7 models manufactured between 2010 and 2014.

H.R. Etzold



VOLKSWAGEN PASSAT



Sam **naprawiam** **samochód**

Image: Cover of the "Volkswagen Passat B7 (2010-2014) Self-Repair Guide" book. The cover features a silver Volkswagen Passat B7 sedan driving on a road with a mountainous, coastal landscape in the background. The title "VOLKSWAGEN PASSAT" and author "H.R. Etzold" are prominently displayed, along with "Sam naprawiam samochód" (I repair the car myself) at the bottom.

GETTING STARTED WITH YOUR MANUAL

To effectively use the "Sam naprawiam samochód" manual, it is recommended to familiarize yourself with its overall

structure. Although the content is in Polish, understanding the layout can help in navigating the technical information.

- **Review Sections:** Identify chapters related to specific vehicle systems (e.g., engine, transmission, brakes, electrical).
- **Glossary/Index:** Look for a glossary of technical terms or an index, which can be invaluable for finding specific topics, even with language barriers.
- **Diagrams and Illustrations:** Pay close attention to diagrams, exploded views, and photographs. These visual aids often convey complex information universally.

OPERATING AND INTERPRETING THE MANUAL

This section provides guidance on how to interpret the information presented in the manual for practical application.

1. **Safety First:** Always prioritize safety. Before attempting any repair, ensure the vehicle is securely supported and the engine is off and cooled. Disconnect the battery if working on electrical systems.
2. **Tools Required:** Chapters often begin with a list of necessary tools. Cross-reference these with any illustrations.
3. **Step-by-Step Procedures:** Most repair tasks are broken down into numbered or bulleted steps. Follow these sequentially.
4. **Torque Specifications:** Critical fasteners will have specified torque values. These are usually presented in tables or alongside the relevant steps.
5. **Fluid Capacities and Types:** Information on fluid types (e.g., engine oil, coolant, brake fluid) and their capacities is essential for proper maintenance.

MAINTENANCE SCHEDULES

The manual should contain recommended maintenance schedules for your Volkswagen Passat B7. These schedules outline routine service intervals based on mileage or time, whichever comes first.

Typical maintenance items include:

- Oil and filter changes
- Tire rotation and pressure checks
- Brake system inspection
- Fluid level checks and top-ups
- Air filter replacement
- Spark plug replacement
- Timing belt/chain inspection or replacement

TROUBLESHOOTING COMMON ISSUES

Many repair manuals include dedicated troubleshooting sections. These sections typically list common symptoms and suggest potential causes and diagnostic steps.

When troubleshooting, consider the following:

- **Symptom Identification:** Clearly define the problem (e.g., "engine misfires," "brakes squeal," "electrical component not working").
- **Diagnostic Flowcharts:** Some manuals provide flowcharts to guide you through a diagnostic process.
- **Error Codes:** If your vehicle's check engine light is on, the manual may provide information on how to retrieve and interpret diagnostic trouble codes (DTCs).
- **Component Testing:** Procedures for testing individual components (e.g., sensors, relays) using a multimeter or

other diagnostic tools.

PRODUCT SPECIFICATIONS

This section details the specifications of the "Volkswagen Passat modele 2010-2014 (typu B7). Sam naprawiam samochód" book.

Attribute	Detail
Publisher	Wydawnictwa Komunikacji i Lacznosci WKL
Publication Date	January 1, 2017
Language	Polish
ISBN-10	8320619882
ISBN-13	978-8320619881
Item Weight	1.82 pounds
Dimensions	976.38 x 94.49 x 779.53 inches




WARRANTY INFORMATION






As this product is a printed book, standard warranty terms for manufacturing defects typically apply. Specific warranty details for the content or its accuracy are not provided. Please refer to the publisher's general terms and conditions if available.

SUPPORT AND CONTACT

For inquiries regarding the content of the "Volkswagen Passat modele 2010-2014 (typu B7). Sam naprawiam samochód" manual, it is recommended to contact the publisher, Wydawnictwa Komunikacji i Lacznosci WKL, directly. No specific customer support contact information is provided with the product details.

Related Documents - Passat B7

  	Volkswagen Warranty Policies and Procedures Manual Comprehensive guide from Volkswagen of America, Inc. detailing warranty policies, procedures, claims, and reimbursement for authorized dealers. Covers vehicle and parts warranties, administration, and specific coverage details.
---	---

	<p>Volkswagen Golf Variant & Jetta Electrical System Workshop Manual (2005-2011)</p> <p>This workshop manual provides detailed technical information for the electrical systems of Volkswagen Golf Variant (2007, 2010) and Jetta (2005, 2011) models. It serves as a vital resource for service technicians and mechanics, offering in-depth procedures for diagnostics, maintenance, and repair.</p>
	<p>Volkswagen Amarok (2010-2017) Fuses and Relays Diagram</p> <p>Detailed fuse box diagrams and relay assignments for the Volkswagen Amarok (2010-2017) models. Find fuse locations, ampere ratings, and component functions for interior and engine compartment fuse boxes.</p>
	<p>Volkswagen Golf Variant & Jetta Workshop Manual: Heating and Air Conditioning Repair (2007-2011)</p> <p>Official Volkswagen workshop manual (Edition 04.2010) detailing repair and maintenance procedures for the heating and air conditioning systems of Golf Variant (2007, 2010) and Jetta (2005, 2011) models. Essential guide for automotive technicians.</p>
	<p>2012 Volkswagen Passat: Technical Overview and Features</p> <p>Explore the design, engineering, and features of the all-new 2012 Volkswagen Passat, covering its introduction, body structure, safety, engines, transmission, running gear, electrical systems, and infotainment.</p>
	<p>Volkswagen Polo V (2009-2017) Fuse and Relay Guide</p> <p>Detailed guide for the Volkswagen Polo V (5th generation, 2009-2017) covering the location and function of fuses and relays in the passenger compartment and engine compartment. Includes diagrams and designations for electrical components.</p>