

Lexus NX 300

2018 Lexus NX 300 Owner's Manual

Your comprehensive guide to operating and maintaining your Lexus NX 300.

INTRODUCTION

Welcome to the world of Lexus. This owner's manual provides detailed information about the operation, features, and maintenance of your 2018 Lexus NX 300. To ensure safe and optimal performance, please read this manual thoroughly and keep it in your vehicle for future reference. Understanding the information contained herein will help you maximize your driving experience and maintain your vehicle's condition.



This image displays the complete set of documentation provided with the 2018 Lexus NX 300. It includes the main Owner's Manual, a Quick Guide, and a Warranty and Services Guide, all neatly organized within a black Lexus-branded portfolio.

INITIAL VEHICLE FAMILIARIZATION

Upon receiving your new Lexus NX 300, it is recommended to familiarize yourself with its basic controls and features. This section outlines key areas to review for a comfortable and safe start.

- **Seat and Steering Wheel Adjustment:** Learn how to properly adjust your driver's seat, headrest, and steering wheel for optimal driving posture and visibility.
- **Mirror Adjustment:** Set your side and rearview mirrors to provide clear visibility of your surroundings.
- **Dashboard Indicators:** Understand the meaning of various warning lights and indicators on your instrument panel.
- **Key Fob Functions:** Familiarize yourself with the lock, unlock, trunk release, and panic alarm functions of your smart key.
- **Fuel Door Release:** Locate and understand the operation of the fuel door release mechanism.

OPERATING YOUR LEXUS NX 300

This section covers the essential procedures for operating your vehicle, from starting the engine to utilizing its advanced features.

Starting and Stopping the Engine

To start the engine, ensure the shift lever is in 'P' (Park) or 'N' (Neutral), then press the brake pedal and push the ENGINE START/STOP button. To stop the engine, shift to 'P' and press the ENGINE START/STOP button again.

Driving Controls

Understand the proper use of the steering wheel, brake pedal, accelerator pedal, and transmission. The NX 300 features an automatic transmission with various drive modes (e.g., Eco, Normal, Sport) that can be selected via the Drive Mode Select switch.

Infotainment System

Your vehicle is equipped with a sophisticated infotainment system. Learn how to navigate the menus, connect your smartphone via Bluetooth, operate the audio system, and utilize the available navigation features. Refer to the separate multimedia manual for detailed instructions.

Climate Control

The automatic climate control system allows you to set and maintain a desired cabin temperature. Adjust fan speed, air distribution, and temperature settings for optimal comfort.

Safety Features

The Lexus NX 300 includes numerous active and passive safety features, such as the Lexus Safety System+, airbags, Anti-lock Braking System (ABS), and Vehicle Stability Control (VSC). Familiarize yourself with these systems and their operation to enhance your safety on the road.

MAINTENANCE SCHEDULE AND PROCEDURES

Regular maintenance is crucial for the longevity, reliability, and safety of your Lexus NX 300. Adhering to the recommended service schedule will help prevent potential issues and ensure your vehicle performs at its best.

Routine Checks

- **Tire Pressure:** Check tire pressure regularly, including the spare tire, and adjust to the recommended levels.
- **Fluid Levels:** Inspect engine oil, coolant, brake fluid, and windshield washer fluid levels.
- **Lights:** Verify that all exterior and interior lights are functioning correctly.
- **Wiper Blades:** Ensure wiper blades are clean and in good condition for clear visibility.

Scheduled Maintenance

Follow the maintenance schedule outlined in your Warranty and Services Guide. This typically includes:

- Oil and filter changes
- Tire rotation
- Brake inspection
- Fluid replacements

- Inspection of various components and systems

Battery Care

Keep battery terminals clean and free of corrosion. If the vehicle is stored for an extended period, consider using a battery tender to maintain charge.

Tire Information

Proper tire maintenance, including regular rotation and alignment, is essential for safety and tire longevity. Consult your manual for recommended tire types and sizes.

TROUBLESHOOTING COMMON ISSUES

This section provides guidance for addressing minor issues you might encounter. For more complex problems, always consult an authorized Lexus service center.

- **Warning Lights:** If a warning light illuminates, consult the instrument panel section of this manual to understand its meaning and recommended action.
- **Flat Tire:** Instructions for safely changing a flat tire or using the tire repair kit (if equipped).
- **Dead Battery:** Procedures for jump-starting your vehicle using jumper cables.
- **Minor Electrical Issues:** Guidance on checking fuses for non-functioning electrical components.

If you are unable to resolve an issue or if the problem persists, contact your nearest authorized Lexus service center for professional assistance.

TECHNICAL SPECIFICATIONS

This table provides key technical specifications for the 2018 Lexus NX 300. Please note that specific values may vary based on trim level and optional equipment.

Feature	Specification
Engine Type	2.0L Turbocharged 4-Cylinder
Horsepower	235 hp @ 4,800-5,600 rpm
Torque	258 lb-ft @ 1,700-4,000 rpm
Transmission	6-speed automatic with paddle shifters
Fuel Tank Capacity	15.9 gallons (approx.)
Fuel Type	Premium Unleaded Gasoline
Overall Length	182.3 inches (approx.)
Overall Width	73.6 inches (approx.)
Overall Height	64.8 inches (approx.)
Curb Weight	3,940 lbs (FWD) / 4,050 lbs (AWD) (approx.)

WARRANTY AND SERVICES INFORMATION

Your 2018 Lexus NX 300 is backed by a comprehensive warranty program designed to provide peace of mind. For complete details, refer to your Warranty and Services Guide.

- **Basic Warranty:** Covers most components for a specified period or mileage.
- **Powertrain Warranty:** Covers engine, transmission, and drive system components.
- **Corrosion Perforation Warranty:** Protection against rust-through.
- **Roadside Assistance:** Services available for emergencies such as flat tires, dead batteries, or towing.



For the most current and detailed warranty information, please visit the official [Lexus Warranty Information](#) page or consult your authorized Lexus dealer.

CUSTOMER SUPPORT

Should you require further assistance, have questions, or need to schedule service, Lexus offers various support channels.

- **Official Lexus Website:** Visit www.lexus.com for product information, owner resources, and dealer locators.
- **Authorized Lexus Service Centers:** Locate your nearest authorized dealer for expert maintenance and repair services.
- **Lexus Customer Service:** Contact customer service for general inquiries or specific vehicle support.

Related Documents - NX 300

	<p>Lexus CES (2018-2022) Electric Tailgate Lift Installation Manual 8-ETTY-5111-01-00</p> <p>Comprehensive installation guide for the 8-ETTY-5111-01-00 electric tailgate lift system for Lexus CES models (2018-2022). Includes parts list, step-by-step instructions, and operational details.</p>
	<p>Lexus RC Owner's Manual: Safety, Operation, and Maintenance Guide</p> <p>Comprehensive owner's manual for Lexus RC 350, RC 300, and RC F models. Covers vehicle safety, operation, interior features, maintenance, troubleshooting, specifications, and more.</p>



[Lexus Technology Quick Guide: Features, Connectivity, and Safety Systems](#)

Explore the advanced technology in your Lexus with this quick guide. Learn about Bluetooth, Safety System+, Enform, Navigation, Remote, Apple CarPlay, Android Auto, Alexa, Google Assistant, Voice Command, Wi-Fi, and more.




[Lexus GS300/GS430 Service Manual: Special Tools & Equipment Guide](#)

Essential guide for Lexus GS300 and GS430 owners and technicians, detailing Special Service Tools (SST), recommended equipment, and materials for comprehensive vehicle maintenance and repair across all major systems.



[2025 Lexus LX700h Owner's Manual](#)

Comprehensive owner's manual for the 2025 Lexus LX700h, covering vehicle operation, safety features, maintenance, troubleshooting, and specifications. Includes important information on hybrid systems, driver assistance technologies, and data recording.



[Lexus Personalized Settings: RC 200t/300/350 Customization Guide](#)

Explore the customizable electronic features for your Lexus RC 200t, RC 300, and RC 350. Learn how to adjust door locks, climate control, lighting, and more via the display audio system or dealer settings.