

[manuals.plus](#) /

› [BOREAL](#) /

› [Nouvel onglet - Instruction Manual](#)

BOREAL 2764624425

Nouvel onglet - Instruction Manual

Guillaume Morissette - French Edition

INTRODUCTION

This manual provides essential information for the proper use and care of your "Nouvel onglet" book by Guillaume Morissette. Please read it thoroughly to ensure an optimal reading experience and to maintain the book's condition.

PRODUCT OVERVIEW

GUILLAUME MORISSETTE

NOUVEL ONGLET



Roman



Boréal

Image: Front cover of the "Nouvel ongle" book. The cover art depicts a vibrant red brick wall, a teal bicycle parked against a lamppost, and a vintage phone booth. The title "Nouvel ongle" and author "Guillaume Morissette" are prominently displayed on a black and blue banner at

"Nouvel onglet" is a French Edition paperback book. It is a work of literature intended for reading and personal enjoyment. This book is published by BOREAL.

Setup

Before you begin reading, consider the following:

- **Environment:** Choose a quiet and comfortable location with adequate lighting to prevent eye strain.
- **Comfort:** Ensure you are in a comfortable position, whether seated or reclined, to fully immerse yourself in the reading experience.
- **Handling:** Handle the book with clean, dry hands to prevent smudges or damage to the pages and cover.

Operating (Reading) Instructions

Follow these guidelines for an optimal reading experience:

1. **Opening the Book:** Gently open the book to avoid creasing the spine excessively, especially during the first few reads.
2. **Turning Pages:** Turn pages carefully from the top or bottom corner to prevent tearing or folding.
3. **Bookmarks:** Use a flat bookmark to mark your place. Avoid folding page corners (dog-earing) as this can damage the book.
4. **Breaks:** Take regular breaks to rest your eyes and maintain focus.

Maintenance and Care

Proper care will extend the life of your book:

- **Storage:** Store the book in a cool, dry place away from direct sunlight and excessive humidity to prevent fading, warping, or mold growth.
- **Cleaning:** For dust, gently wipe the cover with a soft, dry cloth. Avoid using liquid cleaners.
- **Protection:** Consider using a book cover or slipcase for added protection, especially when transporting the book.
- **Avoid Liquids:** Keep the book away from food and drinks to prevent spills and stains.

Troubleshooting

Common issues and their solutions:

Problem	Solution
Pages are creased or torn.	Handle pages more gently. For minor creases, you can try to flatten them carefully. For significant damage, consider contacting the seller if it was a manufacturing defect.
Book cover is dirty or stained.	Wipe gently with a dry, soft cloth. For stubborn stains, a very slightly damp cloth might be used with extreme caution, but test on an inconspicuous area first.
Difficulty understanding the content.	Re-read challenging sections. Consider looking up unfamiliar vocabulary or concepts. Discussions with others who have read the book might also provide insight.

SPECIFICATIONS

Attribute	Detail
Title	Nouvel onglet
Author	Guillaume Morissette
Format	Paperback
Publisher	BOREAL
Publication Date	13 September 2018
Language	French
ISBN-10	2764624425
ISBN-13	978-2764624425
Item Weight	310 g
Dimensions	14 x 1.5 x 21.6 cm

WARRANTY INFORMATION






This book is covered by a limited warranty against manufacturing defects. If you receive a copy with printing errors, missing pages, or significant binding issues, please contact your point of purchase or the publisher within a reasonable timeframe from the date of purchase. This warranty does not cover damage caused by misuse, accidents, or normal wear and tear.

SUPPORT AND CONTACT

For inquiries regarding this product, please contact the publisher or the retailer from whom you purchased the book.

- **Publisher:** BOREAL
- **Website:** www.groupeboreal.com (Note: This is a general link for Groupe Boréal, the publisher. Specific contact details may vary.)
- **Retailer:** Refer to your purchase receipt for retailer contact information.



 <p>The image shows the cover of a Boreal Heat Pumps Exploded View & Parts List. It features the Boreal logo at the top left and the Ener Maxx logo at the top right. Below the logos, the title 'EXPLODED VIEW & PARTS LIST' is prominently displayed. Underneath the title, there are two small images: one of an outdoor unit and one of an indoor unit. The outdoor unit is labeled 'Outdoor Unit' and the indoor unit is labeled 'Indoor Unit'. Below these images, there are two columns of text, each containing a list of part numbers and descriptions. The outdoor unit list includes ENX24HPJ1320A, ENX36HPJ1320A, ENX48HPJ1320A, ENX60HPJ1320A, ENX24HPJ132AH, ENX36HPJ132AH, ENX48HPJ132AH, and ENX60HPJ132AH. The indoor unit list includes ENX24HPJ1320A, ENX36HPJ1320A, ENX48HPJ1320A, ENX60HPJ1320A, ENX24HPJ132AH, ENX36HPJ132AH, ENX48HPJ132AH, and ENX60HPJ132AH.</p>	<p>Boreal Heat Pumps Exploded View and Parts List</p> <p>Exploded view and parts list for Boreal Heat Pumps Ener Maxx R32 series, including outdoor and indoor units. Detailed part numbers and descriptions for models ENX24HPJ1320A, ENX36HPJ1320A, ENX48HPJ1320A, ENX60HPJ1320A, ENX24HPJ132AH, ENX36HPJ132AH, ENX48HPJ132AH, and ENX60HPJ132AH.</p>
 <p>The image shows the cover of the Boreal Split Air Conditioner INVERTER Owner's Manual. It features the Boreal logo at the top left and the Ener Maxx logo at the top right. Below the logos, the title 'OWNER'S MANUAL' is prominently displayed. Underneath the title, there is a small image of the split air conditioner unit. Below the image, there is a list of model numbers: ENX24HPJ1320A, ENX36HPJ1320A, ENX48HPJ1320A, ENX60HPJ1320A, ENX24HPJ132AH, ENX36HPJ132AH, ENX48HPJ132AH, and ENX60HPJ132AH.</p>	<p>Boreal Split Air Conditioner INVERTER Owner's Manual</p> <p>This owner's manual provides essential information for the safe operation, maintenance, and installation of the Boreal Split Air Conditioner INVERTER. It includes precautions, parts identification, operating guides, and troubleshooting tips.</p>
 <p>The image shows the cover of the Boreal Multi-Zone R32 Outdoor Unit Owner's Manual. It features the Boreal logo at the top left and the Multi-Zone logo at the top right. Below the logos, the title 'OWNER'S MANUAL' is prominently displayed. Underneath the title, there is a small image of the outdoor unit. Below the image, there is a list of model numbers: ENX24HPJ1320A, ENX36HPJ1320A, ENX48HPJ1320A, ENX60HPJ1320A, ENX24HPJ132AH, ENX36HPJ132AH, ENX48HPJ132AH, and ENX60HPJ132AH.</p>	<p>BOREAL Multi-Zone R32 Outdoor Unit Owner's Manual</p> <p>This owner's manual from BOREAL details the installation, operation, maintenance, and safety of the Multi-Zone R32 outdoor unit air conditioner. Includes model information and troubleshooting.</p>
 <p>The image shows the cover of the Thule Kit 186244 Installation Guide for Renault Boreal SUV. It features the Thule logo at the top left. Below the logo, the title 'THULE' is prominently displayed. Underneath the title, there is a small image of the Thule Kit 186244 roof rack system. Below the image, there is a list of model numbers: ENX24HPJ1320A, ENX36HPJ1320A, ENX48HPJ1320A, ENX60HPJ1320A, ENX24HPJ132AH, ENX36HPJ132AH, ENX48HPJ132AH, and ENX60HPJ132AH.</p>	<p>Thule Kit 186244 Installation Guide for Renault Boreal SUV</p> <p>Step-by-step instructions for installing the Thule Kit 186244 roof rack system on a Renault Boreal 5-door SUV with flush railing. Includes part identification, assembly steps, and safety information.</p>
 <p>The image shows the cover of the Ksix Boreal SmartLED Ceiling Light: RGBIC, CCT, 5600lm, App Control. It features the Atlantis logo at the top left. Below the logo, the title 'ATLANTIS' is prominently displayed. Underneath the title, there is a small image of the Ksix Boreal SmartLED ceiling light. Below the image, there is a list of model numbers: ENX24HPJ1320A, ENX36HPJ1320A, ENX48HPJ1320A, ENX60HPJ1320A, ENX24HPJ132AH, ENX36HPJ132AH, ENX48HPJ132AH, and ENX60HPJ132AH.</p>	<p>Ksix Boreal SmartLED Ceiling Light: RGBIC, CCT, 5600lm, App Control</p> <p>Discover the Ksix Boreal SmartLED ceiling light. Features RGBIC and CCT color technology, 5600 lumens brightness, app control via iLink, and a 30,000-hour lifespan. Perfect for modern homes.</p>

<div>USER MANUAL</div> <div>BOREAL LED CEILING LIGHT SMARTLED</div> <div>8MB DISPLAYLED03</div>	<div>Boreal LED Ceiling Light SmartLED User Manual</div> <div>User manual for the Boreal LED Ceiling Light SmartLED, detailing technical specifications, installation, app control (iLink), remote control usage, warnings, maintenance, and safety information.</div>
-----------------------------------------------------------------------------------------------------	----------------------------------------------------------------------------------------------------------------------------------------------------------------------------------------------------------------------------------------------------------------------------------------