

Nathan 2092520105

# Instruction Manual: Je fais les courses

A Guide for Parents and Educators

[Introduction](#)   [Getting Started](#)   [Using the Book](#)   [Care and Storage](#)   [Common Questions](#)   [Specifications](#)   [Warranty & Support](#)

## 1. INTRODUCTION TO "JE FAIS LES COURSES"

"Je fais les courses" is an engaging children's book designed for young readers aged 3 to 5 years. This book introduces children to the concept of grocery shopping through vibrant illustrations and simple narratives. It aims to foster early literacy skills, expand vocabulary related to food and shopping, and encourage interactive learning experiences between children and caregivers.

The book features two children navigating a supermarket, selecting various items. This visual journey helps children understand the process of shopping, identify different food categories, and develop observational skills.



**Image 1.1:** The front cover of "Je fais les courses," illustrating two children engaged in grocery shopping. The title "Je fais les courses" is prominently displayed, along with "VIENS VOIR!" and "3.4.5 ANS" indicating the target age group.

## 2. GETTING STARTED

---

Preparing for a reading session with "Je fais les courses" is simple and requires minimal setup. The goal is to create a comfortable and engaging environment for the child.

### 2.1. Unpacking and Initial Inspection

Upon receiving the book, carefully remove any packaging. Inspect the book for any signs of damage during transit, such as bent pages or cover creases. If any significant damage is found, refer to the warranty and support section for return information.

### 2.2. Choosing a Reading Environment

Select a quiet, well-lit area free from distractions. A comfortable seating arrangement, such as a cozy chair or a soft rug, can enhance the reading experience. Ensure the child can easily see the illustrations and turn the pages.

## 3. USING THE BOOK

---

This section provides guidance on how to effectively use "Je fais les courses" to maximize its educational and entertainment value for young children.

### 3.1. Interactive Reading Techniques

- **Read Aloud:** Read the text clearly and expressively, varying your tone for different characters or situations.
- **Point and Discuss:** Point to objects and characters in the illustrations. Ask questions like, "What is this?" or "What color is that fruit?" to encourage observation and vocabulary development.
- **Connect to Real Life:** Relate the scenes in the book to the child's own experiences, such as visiting a grocery store or identifying familiar foods.
- **Encourage Participation:** Allow the child to turn pages, point to items, or even "read" parts of the story in their own words.

### 3.2. Page Turning and Handling

Guide the child on how to gently turn pages from the top or side to prevent tearing. Emphasize handling the book with clean hands to preserve its condition.

## 4. CARE AND STORAGE

---

Proper care and storage will extend the lifespan of "Je fais les courses" and keep it in good condition for repeated readings.

### 4.1. Cleaning Instructions

If the book becomes soiled, gently wipe the covers with a soft, dry cloth. For minor spills on pages, use a slightly damp cloth and allow the page to air dry completely before closing the book. Avoid using harsh chemicals or abrasive materials.

### 4.2. Storage Recommendations

Store the book in a cool, dry place away from direct sunlight and excessive humidity. Keep it upright on a bookshelf or flat in a drawer to prevent bending or warping. Avoid placing heavy objects on top of the book.

## 5. COMMON QUESTIONS AND SOLUTIONS

This section addresses common situations that may arise during the use of the book.

| Issue                                | Possible Cause                                                    | Solution                                                                                                                                                            |
|--------------------------------------|-------------------------------------------------------------------|---------------------------------------------------------------------------------------------------------------------------------------------------------------------|
| Pages are torn or creased.           | Rough handling; accidental damage.                                | For minor tears, use clear tape to repair. For significant damage, consider replacement. Emphasize gentle handling to the child.                                    |
| Child loses interest during reading. | Distractions; fatigue; content not engaging enough at the moment. | Try reading in a quieter environment. Take a break and return to the book later. Make the reading more interactive by asking questions or pointing out new details. |
| Book is dirty.                       | Food or drink spills; dirty hands.                                | Refer to Section 4.1 Cleaning Instructions. Ensure hands are clean before handling the book.                                                                        |

## 6. PRODUCT SPECIFICATIONS

Key details regarding the physical attributes and identification of "Je fais les courses."

- Title:** Je fais les courses
- Brand/Publisher:** Nathan
- Model/ASIN:** 2092520105
- ISBN-10:** 2092520105
- ISBN-13:** 978-2092520109
- Publication Date:** 7 mai 1991 (May 7, 1991)
- Language:** Français (French)
- Weight:** 100 g (approximately 0.22 lbs)
- Dimensions:** 19.8 x 14.8 x 1.3 cm (approximately 7.8 x 5.8 x 0.5 inches)
- Target Age Group:** 3-5 years

## 7. WARRANTY AND SUPPORT

For inquiries regarding "Je fais les courses," including manufacturing defects or returns, please refer to the following information.

### 7.1. Publisher Information

This book is published by Nathan. For general inquiries about their publications, please visit the official Nathan website or contact their customer service department.






### 7.2. Returns and Replacements

If you purchased this book from a retailer and it arrived damaged or has a manufacturing defect, please contact the retailer directly for their return and replacement policy. Keep your proof of purchase (receipt or order confirmation) handy.

### 7.3. Contacting Support

For further assistance, you may contact the publisher, Nathan, through their official channels. Specific contact details can usually be found on their website or within the book's imprint page.

## Related Documents - 2092520105

|                                                                                     |                                                                                                                                                                                                                                                                                                        |
|-------------------------------------------------------------------------------------|--------------------------------------------------------------------------------------------------------------------------------------------------------------------------------------------------------------------------------------------------------------------------------------------------------|
|    | <p><a href="#">Nathan Terra Fire 300 R Flashlight User Instructions</a></p> <p>User guide for the Nathan Terra Fire 300 R flashlight. Provides clear instructions on how to turn the flashlight on/off, cycle through modes, and replace the AA batteries, including visual step-by-step guidance.</p> |
|   | <p><a href="#">Nathan Zephyr Trail 200 R Flashlight Usage Instructions</a></p> <p>Learn how to operate and replace the batteries in your Nathan Zephyr Trail 200 R flashlight with these clear, concise instructions.</p>                                                                              |
|  | <p><a href="#">Nathan Polaris 200R Usage Instructions and Battery Replacement Guide</a></p> <p>Comprehensive guide for operating and maintaining the Nathan Polaris 200R flashlight, including light modes, care instructions, and battery replacement steps.</p>                                      |
|  | <p><a href="#">Nathan Neutron Fire™ R Headlamp User Manual</a></p> <p>Detailed usage instructions, battery replacement guide, cleaning, and precautions for the Nathan Neutron Fire™ R headlamp.</p>                                                                                                   |
|  | <p><a href="#">Nathan Neutron Fire RX Headlamp User Guide</a></p> <p>Instructions for using and recharging the Nathan Neutron Fire RX headlamp, including weather resistance, cleaning, and disposal information.</p>                                                                                  |



## Nathan StrobeLight™ Usage and Battery Replacement Guide

Concise instructions for operating the Nathan StrobeLight™ safety light, including how to turn it on, cycle through modes, turn it off, and replace the CR2032 batteries with step-by-step visual descriptions.