

[manuals.plus](#) /

› [Amazon](#) /  
› [Amazon Echo Spot - The Complete User Guide: Learn to Use Your Echo Spot Like A Pro \(Alexa & Echo Spot Setup, Tips and Tricks\)](#)

## Amazon Echo Spot

# Amazon Echo Spot User Manual

Model: Echo Spot

## INTRODUCTION

This comprehensive user guide provides detailed instructions for operating the Amazon Echo Spot, a versatile smart device with a circular screen and integrated Alexa AI. It covers essential functions, advanced features, and tips to maximize your device's capabilities. This manual is designed to help users of all experience levels understand and utilize their Echo Spot effectively.

# AMAZON ECHO SPOT

**THE COMPLETE USER GUIDE :  
LEARN TO USE YOUR ECHO SPOT LIKE A PRO**



**LATEST  
EDITION  
2019**

**C.J. ANDERSEN**

Image: The Amazon Echo Spot, a compact smart display device, is featured on the cover of this user guide. The device shows a weather forecast and time on its screen.

## SETUP

---

Before using your Amazon Echo Spot, it is essential to complete the initial setup process. This involves connecting the device to power, configuring network settings, and setting up the Alexa application on your smartphone or tablet.

### 1. Echo Spot Setup

1. **Power Connection:** Plug the power adapter into the Echo Spot and then into a wall outlet. The device will power on automatically.
2. **Language Selection:** Follow the on-screen prompts to select your preferred language.
3. **Wi-Fi Connection:** Select your Wi-Fi network from the list and enter the password. Ensure a stable internet connection for optimal performance.
4. **Amazon Account Login:** Log in with your Amazon account credentials. If you do not have an account, you will be prompted to create one.

### 2. Alexa App Basics

The Alexa app is crucial for managing your Echo Spot and accessing its full range of features. Download the app from your device's app store (iOS App Store or Google Play Store).

- **Device Management:** Use the app to view and manage your Echo Spot, including its settings, connected smart home devices, and more.
- **Skill Activation:** Discover and enable new Alexa skills to expand your Echo Spot's capabilities.
- **Communication:** Set up contacts for calls and messaging through your Echo Spot.
- **Personalization:** Customize settings such as alarms, reminders, and shopping lists.

## OPERATING THE ECHO SPOT

---

The Amazon Echo Spot offers a wide array of functionalities, from entertainment to productivity. Below are key operational aspects.

### 1. Media and Entertainment

- **Watching Amazon Video & Movie Trailers:** Say, "Alexa, play [movie/show title] on Prime Video" or "Alexa, show me movie trailers."
- **Controlling Fire TV & Dish TV:** Integrate your Echo Spot with compatible Fire TV or Dish TV devices. Commands include "Alexa, turn on Fire TV" or "Alexa, change channel to [channel name] on Dish."
- **Listening to Music & Audio Books:** Access music from services like Amazon Music, Spotify, or Pandora. Say, "Alexa, play [song/artist]" or "Alexa, play my audiobook."

### 2. Productivity and Organization

- **Shopping Lists & To-do Lists:** "Alexa, add [item] to my shopping list" or "Alexa, add [task] to my to-do list." View lists on the screen or in the Alexa app.
- **Reminders, Alarms & Timers:** "Alexa, set a reminder for [event] at [time]," "Alexa, set an alarm for [time]," or "Alexa, set a timer for [duration]."
- **Check and Manage Your Calendar:** Link your calendar (Google, Outlook, Apple) to Alexa. "Alexa, what's on my

calendar today?" or "Alexa, add an event to my calendar."

### 3. Information and Assistance

- **Alexa Skills:** Explore and enable skills in the Alexa app to add new functionalities, such as games, news briefings, or specific service integrations.
- **Asking Questions:** "Alexa, what's the capital of France?" or "Alexa, how do you spell [word]?"
- **Find Local Businesses and Restaurants:** "Alexa, find nearby coffee shops" or "Alexa, recommend a restaurant."
- **Find Traffic Information:** "Alexa, what's the traffic like on my commute?" (Requires setting up your commute in the Alexa app).
- **Weather Information:** "Alexa, what's the weather today?" or "Alexa, will it rain tomorrow?"
- **Go to the Movies, Hear the News, Sports:** "Alexa, what movies are playing nearby?" "Alexa, play the news briefing." "Alexa, what's the score of the [team] game?"

### 4. Shopping and Communication

- **Shop Amazon:** "Alexa, reorder [product name]" or "Alexa, buy [product name]."
- **Calls and Messaging:** Use your Echo Spot to make calls to other Alexa devices or contacts in your Alexa app. "Alexa, call [contact name]" or "Alexa, send a message to [contact name]."

### 5. Smart Home Integration

- **Smart Home Devices:** Connect compatible smart home devices (lights, thermostats, locks) through the Alexa app. "Alexa, turn on the living room lights" or "Alexa, set the thermostat to 72 degrees."

### 6. Other Echo Spot Settings

Access various settings directly on the Echo Spot's screen by swiping down from the top, or through the Alexa app. These include display brightness, clock face, device name, and privacy settings.

## MAINTENANCE

---

Proper maintenance ensures the longevity and optimal performance of your Echo Spot.

- **Cleaning:** Use a soft, lint-free cloth to gently wipe the screen and exterior. Avoid abrasive cleaners or sprays directly on the device.
- **Software Updates:** Ensure your Echo Spot is connected to Wi-Fi to receive automatic software updates, which provide new features and security enhancements.
- **Placement:** Place the device on a stable, flat surface away from direct sunlight, heat sources, and moisture.

## TROUBLESHOOTING

---

If you encounter issues with your Echo Spot, try the following common troubleshooting steps:

- **No Response from Alexa:** Ensure the microphone is not muted (indicated by a red light). Try saying "Alexa" more clearly or from a closer distance.
- **Wi-Fi Connectivity Issues:** Check your router and internet connection. Restarting both the Echo Spot and your router can often resolve connectivity problems.
- **Screen Not Responding:** Try restarting the device by unplugging it for a few seconds and plugging it back in.
- **Audio Problems:** Check the volume settings on the device and in the Alexa app. Ensure no external speakers are

- connected if you intend to use the internal speaker.
- **Device Not Performing as Expected:** Ensure the device software is up to date. You can check for updates in the device settings via the Alexa app.

## SPECIFICATIONS

Feature	Detail
Publisher	CreateSpace Independent Publishing Platform
Publication Date	November 23, 2017
Language	English
Print Length	120 pages
ISBN-10	1979896712
ISBN-13	978-1979896719
Item Weight	1.55 pounds
Dimensions	6 x 0.28 x 9 inches

*Note: The specifications listed above pertain to the physical book "Amazon Echo Spot - The Complete User Guide". For detailed technical specifications of the Amazon Echo Spot device, please refer to Amazon's official product page or the device's packaging.*



## WARRANTY AND SUPPORT





This manual is a comprehensive guide to using the Amazon Echo Spot. For official product support, warranty information, or service for your Amazon Echo Spot device, please refer to the official Amazon website or contact Amazon customer service directly.

For more information about the book itself, you can visit its product page:[Amazon Echo Spot - The Complete User Guide](#) (ISBN: [978-1979896719](#)).

© 2023 Amazon Echo Spot User Manual. All rights reserved.

### Related Documents - Echo Spot

	<p><a href="#">Amazon Echo &amp; Alexa Brand Usage Guidelines for External Partners</a></p> <p>Official guidelines for external partners on the proper usage of Amazon Echo and Alexa brand assets, including logos, typography, colors, and representation in marketing materials. Ensure brand consistency and integrity.</p>
	<p><a href="#">Amazon Echo Spot Quick Start Guide</a></p> <p>A concise guide to setting up and using your Amazon Echo Spot, covering features, privacy, and support.</p>

 <p>The image shows the cover of the 'Amazon Echo User Guide: Mastering Basic Uses'. It features a red header with the title, and below it, images of an Amazon Echo Show and an Amazon Echo device. Logos for NIDILRR and TechSage are visible at the bottom.</p>	<p><a href="#">Amazon Echo User Guide: Mastering Basic Uses</a></p> <p>Learn to use your Amazon Echo device with this comprehensive user guide. Covers basic functions, voice commands with Alexa, device settings, and common tasks for Echo Show and other Amazon Echo models.</p>
 <p>The image shows the cover of the 'Amazon Echo User Guide: Basic Uses and Features'. It features a red header with the title, and below it, images of an Amazon Echo Show and an Amazon Echo device. Logos for NIDILRR and TechSage are visible at the bottom.</p>	<p><a href="#">Amazon Echo User Guide: Basic Uses and Features</a></p> <p>Comprehensive guide to Amazon Echo devices, covering setup, Alexa voice commands, common tasks, and settings for a better user experience.</p>
 <p>The image shows the cover of the 'Amazon Echo &amp; Alexa Brand Usage Guidelines for Third-Party Marketers'. It features a dark blue background with white text and the Amazon logo.</p>	<p><a href="#">Amazon Echo &amp; Alexa Brand Usage Guidelines for Third-Party Marketers</a></p> <p>Comprehensive guidelines for third-party marketers on the correct usage of Amazon Echo and Alexa brand assets, including logos, voice, messaging, and product representation, to ensure brand consistency and integrity.</p>
 <p>The image shows the cover of the 'Amazon Alexa for Business Administration Guide: Setup, Management, and Features'. It features a white background with the title and the AWS logo.</p>	<p><a href="#">Amazon Alexa for Business Administration Guide: Setup, Management, and Features</a></p> <p>This administration guide provides comprehensive instructions for setting up, managing, and utilizing Amazon Alexa for Business. It covers device management, user enrollment, skill integration, security, and troubleshooting for enterprise environments.</p>