

Cadillac 1991/1992 Allante

1991/1992 Cadillac Allante Service Information Manual

Official Factory Service Manual

INTRODUCTION

This **1991/1992 Cadillac Allante Service Information Manual** is an original factory service manual designed to provide comprehensive diagnostic and repair procedures for your vehicle. It is an essential resource for technicians and enthusiasts performing service on the Cadillac Allante models from 1991 and 1992.

The manual contains detailed information, illustrations, and specifications necessary to maintain, diagnose, and repair various systems of the vehicle, ensuring proper function and longevity.

GENERAL INFORMATION AND SAFETY

Before commencing any service or repair work, it is crucial to familiarize yourself with the general information and safety precautions outlined in this manual. Adhering to these guidelines will help prevent personal injury and damage to the vehicle.

Safety Precautions

- Always wear appropriate personal protective equipment (PPE), such as safety glasses, gloves, and protective clothing.
- Ensure the vehicle is properly supported on jack stands or a lift before working underneath it.
- Disconnect the battery's negative terminal before working on electrical components.
- Be aware of hot engine components, exhaust systems, and fluids. Allow components to cool before handling.
- Handle all fluids (oil, coolant, brake fluid, etc.) with care and dispose of them responsibly.
- Refer to specific section warnings and cautions throughout the manual.

USING THE MANUAL

This manual is organized into various sections, each covering specific vehicle systems or components. To effectively use this manual:

1. Locate the relevant section for the system you are working on (e.g., Engine, Transmission, Brakes, Electrical).

2. Read through the entire procedure before beginning any work.
3. Pay close attention to all warnings, cautions, and notes provided within the procedures.
4. Utilize the diagrams, exploded views, and illustrations to aid in understanding component locations and assembly.
5. Refer to the specifications section for correct torque values, fluid capacities, and other critical data.

The manual is designed for professional technicians and assumes a certain level of mechanical aptitude and access to specialized tools.

MAINTENANCE PROCEDURES

Regular maintenance is crucial for the longevity and performance of your Cadillac Allante. This section details routine service intervals and procedures, including:

- Engine oil and filter replacement
- Fluid level checks and top-ups (coolant, brake fluid, power steering fluid, transmission fluid)
- Tire rotation and pressure checks
- Brake system inspection and service
- Spark plug replacement
- Belt and hose inspection
- Air filter and cabin filter replacement

Consult the specific maintenance schedule provided within the manual for recommended service intervals based on mileage or time.

TROUBLESHOOTING AND DIAGNOSTICS

This manual provides comprehensive troubleshooting guides and diagnostic procedures to identify and resolve common vehicle issues. Topics covered include:

- Engine performance issues (e.g., misfires, rough idle, starting problems)
- Transmission shifting problems
- Brake system malfunctions (e.g., spongy pedal, noise)
- Electrical system faults (e.g., lighting issues, power windows)
- Heating and air conditioning system diagnostics
- Suspension and steering system analysis

Diagnostic flowcharts and fault code explanations are included to assist in pinpointing the root cause of problems.

TECHNICAL SPECIFICATIONS

This section contains critical technical specifications for the 1991/1992 Cadillac Allante, essential for accurate service and repair. Key specifications include:

Category	Detail
Engine Type	Specific engine details for 1991/1992 Allante (e.g., 4.5L V8, 4.9L V8)
Torque Specifications	Detailed torque values for various fasteners

Category	Detail
Fluid Capacities	Engine oil, coolant, transmission fluid, brake fluid, etc.
Tire Pressure	Recommended tire inflation pressures
Electrical System	Battery specifications, fuse box diagrams

Note: Specific values are found within the manual's dedicated specification charts.

PRODUCT OVERVIEW




Image: Front cover of the 1991/1992 Cadillac Allante Service Information Manual. The cover is dark green/grey with "CADILLAC" embossed at the top, a gold Cadillac crest emblem in the center, and "Service Information Manual Allanté 1991/1992" printed below it. The manual appears to be in paperback format.

This manual is a physical paperback book, providing a durable and accessible reference for vehicle service. Its comprehensive nature makes it an invaluable tool for anyone undertaking repairs or maintenance on the specified Cadillac Allante models.

WARRANTY INFORMATION

This 1991/1992 Cadillac Allante Service Information Manual is a third-party publication or a reproduction of an original factory manual. As such, it does not come with a direct warranty from the original vehicle manufacturer (Cadillac). Any warranty or return policy would be provided by the seller from whom this specific manual was purchased.

For information regarding the original vehicle's warranty, please refer to the owner's manual or contact an authorized Cadillac dealership.







SUPPORT AND FURTHER ASSISTANCE

For technical support related to the content of this service manual, it is recommended to consult with certified automotive technicians or refer to official Cadillac service bulletins and updates that may have been released after the publication of this manual.

If you have questions regarding the purchase or condition of this specific manual, please contact the vendor from whom you acquired it. For general Cadillac vehicle information, visit the official Cadillac website or an authorized dealership.

© 2024 Cadillac Motor Car Division General Motors Corporation. All rights reserved. This manual is for informational purposes only.

Related Documents - 1991/1992 Allante

	<p>2002-2006 Cadillac Escalade Coolant Replacement Guide iFixit</p> <p>Detailed guide for replacing the engine coolant in 2002-2006 Cadillac Escalade models. Learn the necessary tools, parts, and steps from iFixit.</p>
	<p>2020 Cadillac CT4 Owner's Manual - Comprehensive Guide</p> <p>Explore the 2020 Cadillac CT4 Owner's Manual for detailed information on vehicle operation, safety features, controls, and maintenance. Learn about your CT4's systems and how to use them effectively.</p>
	<p>2013 Cadillac CTS/CTS-V Navigation System: User Manual</p> <p>A detailed user manual for the 2013 Cadillac CTS and CTS-V navigation and infotainment system. Covers radio, audio playback (CD, DVD, MP3, HDD), voice recognition, GPS navigation, map features, and system settings.</p>
	<p>2013 Cadillac Escalade/Escalade ESV Owner's Manual: Comprehensive Guide</p> <p>Official owner's manual for the 2013 Cadillac Escalade and Escalade ESV. Covers vehicle features, operation, safety, maintenance, and controls for an optimal driving experience.</p>
	<p>2018 Cadillac User Experience Guide</p> <p>Comprehensive guide to the 2018 Cadillac User Experience infotainment system, covering navigation, audio, phone, OnStar, settings, and more. Learn to use your vehicle's advanced features.</p>
	<p>2014 Cadillac CTS Owner Manual</p> <p>Comprehensive owner's manual for the 2014 Cadillac CTS, detailing vehicle features, operation, maintenance, safety guidelines, and controls for an informed ownership experience.</p>

