

Renault Megane, Scenic

Renault Megane and Scenic Service and Repair Manual


Models Covered: 1996 to 1999 (N to R registration) Petrol & Diesel

INTRODUCTION

This manual provides comprehensive service and repair information for Renault Megane and Scenic vehicles manufactured between 1996 and 1999, covering both petrol and diesel engine variants. It is designed to assist owners and professional technicians in performing maintenance, troubleshooting, and repair procedures effectively and safely. Adherence to the instructions within this manual is crucial for ensuring vehicle reliability and safety.

SCOPE OF THIS MANUAL

This manual details procedures for routine servicing, general maintenance, and extensive repairs for the specified Renault Megane and Scenic models. Topics include engine overhauls, transmission maintenance, braking system repairs, electrical system diagnostics, and chassis work. It also incorporates guidance on roadside repairs and preparation for MOT (Ministry of Transport) test checks, providing a complete resource for vehicle upkeep.



This image displays the front cover of the Haynes Service and Repair Manual for Renault Megane and Scenic vehicles. The cover features a blue Renault Megane car with its engine bay visible, indicating the manual's focus on vehicle maintenance and repair. The title 'RENAULT MEGANE & SCENIC Haynes Service and Repair Manual' is prominently displayed, along with the years '1996 to 1999 (N to R registration) Petrol & Diesel' and a note about including 'Roadside Repairs and MOT Test Checks'.

USING THIS MANUAL

Each section of this manual is organized logically, starting with an overview and progressing to detailed step-by-step instructions. Illustrations, diagrams, and photographs accompany most procedures to clarify complex tasks. It is recommended to read through an entire procedure before beginning any work. Pay close attention to all warnings, cautions, and notes provided to ensure safety and prevent damage to the vehicle or components.

- **Safety First:** Always prioritize safety. Wear appropriate personal protective equipment and ensure the vehicle is securely supported.
- **Tools:** Use the correct tools for each task. Specialized tools are noted where required.
- **Cleanliness:** Maintain a clean working environment to prevent contamination.
- **Torque Specifications:** Refer to specified torque values for fasteners to prevent over-tightening or loosening.

MAINTENANCE PROCEDURES

Regular maintenance is essential for the longevity and optimal performance of your Renault Megane or Scenic. This section outlines routine service intervals and procedures, including:

- Engine oil and filter replacement
- Air filter and fuel filter inspection/replacement
- Spark plug inspection/replacement (petrol models)
- Brake system inspection and fluid replacement
- Coolant level and condition checks
- Tire rotation and pressure checks

Detailed instructions for each maintenance task are provided in their respective chapters, complete with visual

aids to guide you through the process.

REPAIR PROCEDURES

This manual covers a wide range of repair procedures, from minor component replacements to major system overhauls. Each repair guide includes:

- 1. Preparation steps, including safety precautions and necessary tools.
- 2. Step-by-step removal and installation instructions for components.
- 3. Inspection and testing procedures for repaired or replaced parts.
- 4. Specific torque settings for reassembly.

Examples of covered repair areas include engine mechanicals, fuel and exhaust systems, cooling and heating, clutch and gearbox, drive shafts, steering, suspension, and electrical systems.

TROUBLESHOOTING

A dedicated troubleshooting section assists in diagnosing common vehicle problems. This section provides symptom-based guides to help identify the root cause of issues such as engine starting difficulties, poor performance, unusual noises, or electrical malfunctions. Once a potential cause is identified, the manual directs you to the relevant repair section for detailed instructions.

Note: Accurate diagnosis is critical before attempting any repair. Always consult the troubleshooting charts and perform recommended checks.

SPECIFICATIONS

This manual itself has the following publication specifications:







Publisher:	Haynes Manuals Inc
Publication Date:	January 1, 1998
Edition:	2nd
Language:	English
Print Length:	300 pages
ISBN-10:	1859605451
ISBN-13:	978-1859605455
Item Weight:	1.54 pounds

SUPPORT AND FURTHER INFORMATION

For additional support or inquiries regarding the content of this manual, please refer to the publisher, Haynes Manuals Inc. The author of this manual is A.K. Legg. While this manual aims to be comprehensive, specific vehicle conditions or modifications may require consultation with a qualified mechanic or authorized Renault service center.

Disclaimer: All information in this manual is provided for informational purposes only. The publisher and author are not responsible for any damage or injury resulting from the misuse or misinterpretation of the information contained herein.

Related Documents - Megane, Scenic

	<p>RENAULT Device User Manual V4.0</p> <p>User manual for the RENAULT Device V4.0, detailing its features, supported vehicles, and key programming procedures for locksmith workshops, auto services, and auto houses.</p>
	<p>Renault V42.40 Diagnostics List: Vehicle Systems and Functions</p> <p>Comprehensive diagnostic list for Renault vehicles using V42.40 software, detailing systems, base functions, and special functions for various models including Espace, Clio, Megane, and more. Essential reference for automotive technicians.</p>
	<p>Renault Manual Service Reset Guide</p> <p>A guide to resetting the service indicator on various Renault models including Clio III, Scenic II, Laguna, Megane II, Safrane, and Vel Satis.</p>
	<p>Renault SCENIC Vehicle User Manual</p> <p>Comprehensive guide for the Renault SCENIC, covering vehicle features, operation, maintenance, and safety. Learn how to maximize your driving experience with this official owner's manual.</p>
	<p>Renault MEGANE Kullanım Kılavuzu</p> <p>Renault MEGANE kullanıcıları için kapsamlı kullanım ve bakım kılavuzu. Aracınızı tanıyın, sürüş, konfor, bakım ve teknik özellikler hakkında bilgi edinin.</p>
	<p>Renault OBD Application Guide for Key Programming</p> <p>A technical guide detailing Renault OBD key programming procedures, including vehicle compatibility, transponder types, pack information, and immobilizer unit details for various Renault models.</p>