

## Manuals+

[Q & A](#) | [Deep Search](#) | [Upload](#)

[Manuals.plus](#) /

- › [Callisto Kids](#) /
- › Stomp, Wiggle, Clap, and Tap: My First Book of Dance - Instruction Manual

### Callisto Kids 1648768385

# Stomp, Wiggle, Clap, and Tap: My First Book of Dance - Instruction Manual

A Guide for Caregivers and Young Dancers

[Overview](#)   [Getting Started](#)   [Engaging with the Book](#)   [Care & Storage](#)   [Tips & FAQs](#)  
[Specifications](#)   [Returns & Support](#)

## 1. OVERVIEW

"Stomp, Wiggle, Clap, and Tap: My First Book of Dance" is an interactive children's book designed to introduce toddlers aged 1-3 to the joy of movement and dance. Authored by Rachelle Burk, this book encourages physical activity, coordination, and spatial awareness through engaging rhymes and colorful illustrations.

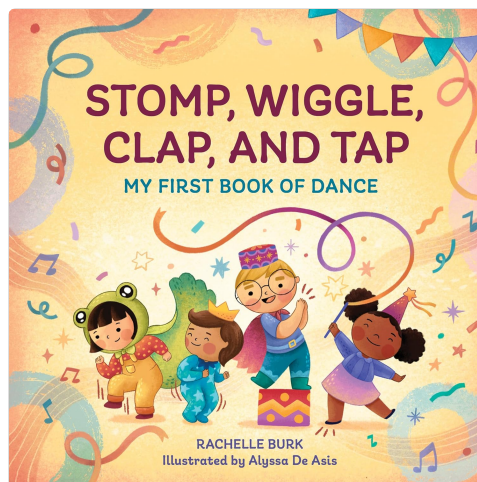


Image 1.1: Front cover of the book, featuring children in animal costumes dancing.

### A Note to Caregivers

Dance is a fundamental form of communication and expression. This book aims to help toddlers develop balance, coordination, and self-confidence by engaging them in simple, fun movements. The story encourages children to isolate individual body parts, such as hands, arms, and toes, before moving their whole body. It also fosters imagination through silly dance moves like Prancing Pony and Flapping Chicken.

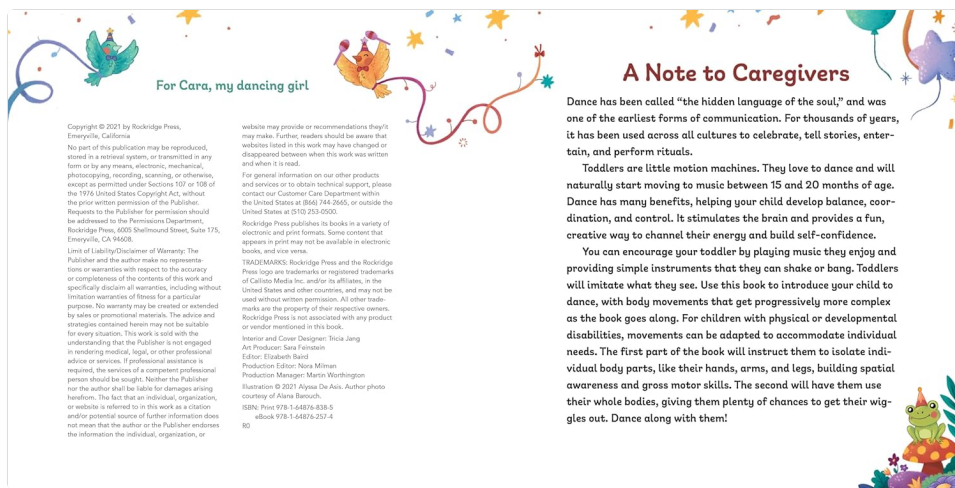


Image 1.2: An internal page from the book, detailing the benefits of dance for young children and providing guidance for caregivers.

## Key Features:

- **Movement and Motor Skills:** Guides children in isolating and moving individual body parts, like their hands, hips, arms, and toes, then their whole body.
- **Dynamic Dancing:** Encourages imaginative play with fun, descriptive dance moves like Prancing Pony, Flapping Chicken, and Twirling Pinwheel.
- **Colorful Illustrations:** Provides visual cues for movements and enhances engagement.
- **Rhyming Text:** Makes reading aloud enjoyable and rhythmic.

## 2. GETTING STARTED: PREPARING FOR INTERACTIVE READING

To maximize the interactive experience of "Stomp, Wiggle, Clap, and Tap," consider the following preparations:

1. **Choose an Open Space:** Select an area free from obstacles where your child can move freely without bumping into furniture or objects. A living room, playroom, or even an outdoor space can be ideal.
2. **Comfortable Attire:** Ensure your child is wearing comfortable clothing that allows for easy movement, such as leggings, shorts, or soft play clothes.
3. **Minimize Distractions:** Turn off televisions or other electronic devices to create a focused environment for reading and dancing.
4. **Engage Actively:** Participate in the movements with your child. Your enthusiasm will encourage them to join in and explore the actions described in the book.

## 3. ENGAGING WITH THE BOOK: INTERACTIVE DANCE ACTIVITIES

The book is designed for active participation. Read the rhyming text aloud and encourage your child to perform the corresponding movements. Here are examples of activities found within the book:

### Marching Band Movement

The book prompts children to imagine they are in a marching band. Encourage them to bend their arms and beat an imaginary drum, mimicking the "rat-a-tat and rum-tum-tum" rhythm.

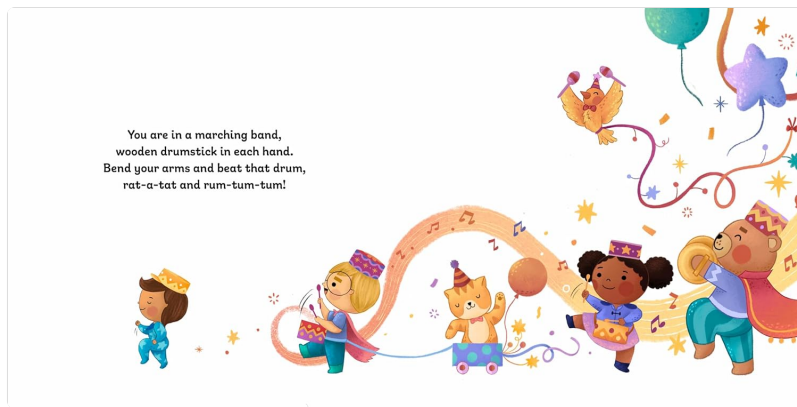


Image 3.1: Children depicted marching and playing instruments, illustrating the marching band activity.

## Toe Wiggles and Bends

This section focuses on isolating body parts. Guide your child to sit down and wiggle their toes. Then, encourage them to perform a forward bend, reaching for their toes as described in the text.

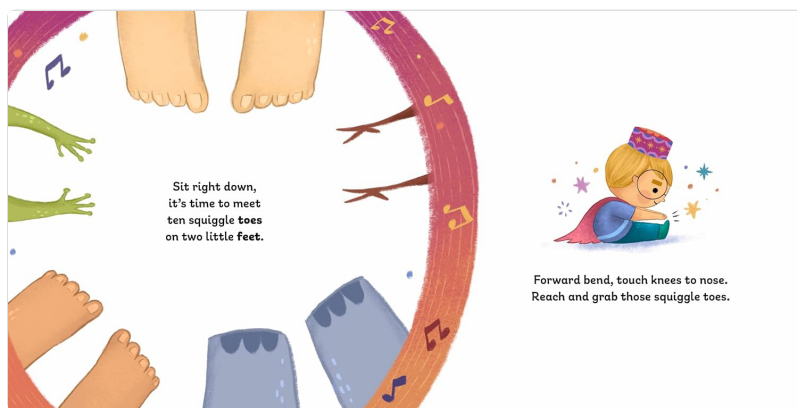


Image 3.2: Visual representation of the toe-wiggling and forward-bend exercises.

## Cha-Cha-Cha Steps

Practice basic dance steps with your child. The book guides them through "two steps forward, two steps back" and "two steps left, then two steps right," accompanied by clapping.

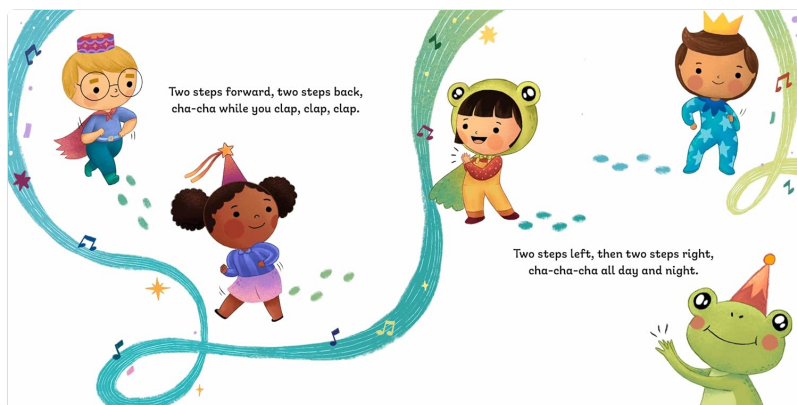


Image 3.3: Children demonstrating the cha-cha steps, illustrating directional movement.

## Flapping Chicken Dance

Engage imagination with animal movements. The book instructs children to "tuck your hands beneath your arms" and "flap like chickens on the farm," followed by squatting to "sit upon your eggs."

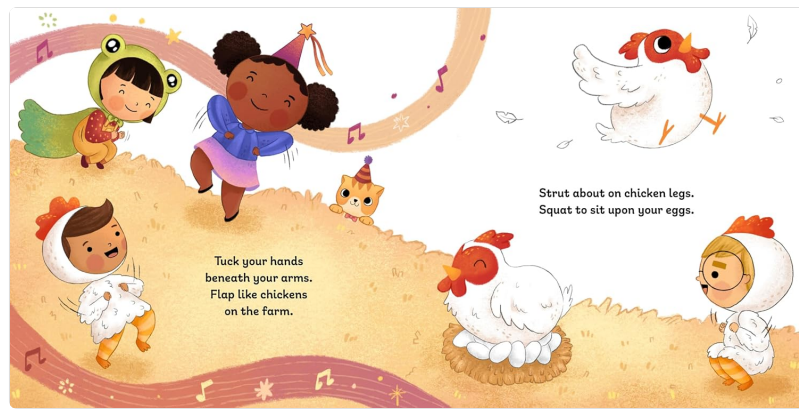


Image 3.4: Children mimicking chicken movements, including flapping arms and squatting.

## Waving and High-Fives

The book also includes simple hand movements like counting fingers, waving hello and goodbye, and giving high-fives, promoting fine motor skills and social interaction.



Image 3.5: Children demonstrating hand movements such as waving and high-fives.

Remember to read at a pace that allows your child to follow along and perform the movements. Repetition is encouraged for skill development and enjoyment.

## 4. CARE AND STORAGE

To ensure the longevity of your "Stomp, Wiggle, Clap, and Tap" book, follow these care guidelines:

- **Keep Dry:** Protect the book from liquids and moisture to prevent warping or damage to the pages.
- **Clean Gently:** If the cover or pages become soiled, gently wipe with a dry, soft cloth. Avoid abrasive cleaners or excessive moisture.
- **Store Flat:** Store the book flat or upright on a bookshelf to maintain its shape and prevent bending of the covers or pages.
- **Avoid Direct Sunlight:** Prolonged exposure to direct sunlight can cause colors to fade. Store in a cool, dry place away from direct light.
- **Supervised Use:** While durable, supervised use is recommended, especially with very young children, to prevent tearing of pages or damage to the binding.

## 5. TIPS AND FREQUENTLY ASKED QUESTIONS

### Tips for Enhanced Engagement:

- **Use Music:** Play gentle, rhythmic music in the background to enhance the dance experience.

- **Mirror Movements:** Stand in front of your child and mirror their movements, or encourage them to mirror yours.
- **Encourage Creativity:** After following the book's prompts, ask your child to invent their own dance moves.
- **Read Regularly:** Consistent reading and movement sessions can help reinforce learning and motor skill development.

## Frequently Asked Questions (FAQs):

### Q: My child isn't following the movements exactly. Is that okay?

A: Absolutely! The goal is engagement and enjoyment. Any movement is beneficial. Encourage participation without strict adherence to perfection.

### Q: How can I make the book more interactive for a very young toddler?

A: For younger toddlers, focus on the sounds and rhythms of the words. You can gently guide their hands or feet to mimic the movements, or simply perform the actions yourself for them to observe.

### Q: The book is paperback, and it's hard to hold it open while dancing. Any suggestions?

A: One customer review mentioned this. Consider placing the book on a stand or propping it open. Alternatively, read a few lines, perform the action, then return to the book. Over time, you might memorize some of the prompts.

## 6. PRODUCT SPECIFICATIONS

---

<b>Title</b>	Stomp, Wiggle, Clap, and Tap: My First Book of Dance
<b>Author</b>	Rachelle Burk
<b>Publisher</b>	Callisto Kids
<b>Publication Date</b>	June 1, 2021
<b>Language</b>	English
<b>Print Length</b>	50 pages
<b>ISBN-10</b>	1648768385
<b>ISBN-13</b>	978-1648768385
<b>Item Weight</b>	2.31 pounds
<b>Dimensions</b>	8 x 0.12 x 8 inches
<b>Reading Age</b>	1 - 3 years (from customers)

## 7. RETURNS AND PUBLISHER INFORMATION

---

As a book, "Stomp, Wiggle, Clap, and Tap" does not come with a traditional product warranty. However, information regarding returns and publisher contact is provided below:

- **Return Policy:** For purchases made through Amazon, a return policy of 30 days typically applies for refund or replacement, as per Amazon's standard return guidelines. Please refer to your purchase receipt or Amazon's return policy for specific details.
- **Publisher:** Callisto Kids, an imprint of Callisto Publishing LLC.
- **Copyright Information:** Copyright © 2021 by Rockridge Press, Emeryville, California.
- **Customer Care:** For general information on other products and services or to obtain technical support, please

contact the Customer Care Department within the United States at (844) 744-2665.

## 8. ADDITIONAL RESOURCES AND SUPPORT

---

For further engagement and support related to the book and its content:

- **Author's Website:** Visit Rachelle Burk's official website for more information on her works: [rachelburk.com](https://rachelburk.com).
- **Publisher's Website:** For information on other titles from Callisto Kids or Callisto Publishing LLC, visit their official website: [callistopublishing.com](https://callistopublishing.com).
- **Online Dance Videos:** The book suggests exploring online dance videos and resources. Search for "toddler dance" or "kids movement songs" on reputable video platforms for additional interactive content.