

Harley-Davidson VRSC Series

Harley-Davidson VRSC Series Clymer Manual (2002-2017)

Maintenance, Troubleshooting, and Repair Instructions

INTRODUCTION

This Clymer manual provides comprehensive instructions for the maintenance, servicing, and repair of Harley-Davidson VRSC Series motorcycles manufactured between 2002 and 2017. It is designed to assist both novice and experienced mechanics in performing various tasks to ensure the longevity and optimal performance of their motorcycle.

The manual is structured to offer clear, step-by-step procedures, complemented by detailed photography, exploded views, charts, and diagrams. It also includes color wiring diagrams to aid in electrical system diagnostics and repair.

SUPPORTED MODELS

This manual covers the following specific Harley-Davidson VRSC models:

- VRSCA V-ROD (2002-2006)
- VRSCB V-ROD (2004-2005)
- VRSCAW V-ROD (2007-2010)
- VRSCSE Screamin' Eagle (2005-2006)
- VRSCR Street Rod (2006-2007)
- VRSCD Night Rod (2006-2008)
- VRSCDX Night Rod Special (2007-2017)
- VRSCF V-Rod Muscle (2009-2017)
- VRSCDX-ANIV. 10th Anniversary Edition (2012)

MANUAL STRUCTURE AND CONTENT OVERVIEW

The Clymer manual is organized by motorcycle subsystem, ensuring that procedures for specific topics are grouped logically. Key areas covered include:

- **Front Suspension:** Detailed procedures for inspection, maintenance, and repair of the front suspension components.

- **Brake System:** Comprehensive guidance on brake system inspection, fluid changes, pad replacement, and troubleshooting.
- **Engine and Transmission:** In-depth instructions for engine and transmission maintenance, repair, and overhaul.
- **Color Wiring Diagrams:** Electrical system schematics to assist with diagnosing and resolving electrical issues.

Each section features step-by-step instructions, accompanied by visual aids such as photographs and exploded views, to clarify complex procedures.

MAINTENANCE

Regular maintenance is crucial for the safe and reliable operation of your Harley-Davidson VRSC motorcycle. This manual provides schedules and detailed procedures for routine tasks, including:

- Fluid checks and changes (engine oil, transmission fluid, coolant, brake fluid)
- Filter replacement (oil filter, air filter)
- Spark plug inspection and replacement
- Brake system inspection and adjustment
- Tire inspection and pressure checks
- General lubrication points

Following the recommended maintenance schedule will help prevent potential issues and extend the lifespan of your motorcycle.

TROUBLESHOOTING

This manual includes a dedicated section for troubleshooting common problems that may arise with your VRSC Series motorcycle. It offers diagnostic charts and procedures to help identify the root cause of various issues, such as:

- Engine starting difficulties
- Poor engine performance
- Brake system malfunctions
- Electrical system failures
- Suspension and handling concerns

The troubleshooting guides are designed to lead you through a logical process of elimination to pinpoint problems effectively.

REPAIR

For more extensive repairs, the manual provides detailed, step-by-step instructions for disassembling, inspecting, repairing, and reassembling various components. This includes, but is not limited to:

- Engine top-end and bottom-end overhaul
- Transmission removal and inspection
- Clutch system service
- Fuel system maintenance and repair

- Cooling system service
- Wheel and tire replacement

Each repair procedure is accompanied by clear illustrations and torque specifications where applicable, ensuring accurate and safe execution.

SPECIFICATIONS

Key specifications for the Harley-Davidson VRSC Series motorcycles (2002-2017) are provided to assist with maintenance and repair tasks. These include:

Specification	Detail
Publisher	Haynes Manuals N. America, Inc.
Publication Date	May 26, 2020
Language	English
Print Length	712 pages
ISBN-10	1620923688
ISBN-13	978-1620923689
Item Weight	4.15 pounds
Dimensions	8.25 x 1.5 x 10.88 inches

ABOUT CLYMER MANUALS

Clymer service and repair manuals are renowned for their model-specific coverage, addressing all service, repair, and maintenance requirements. Named after Floyd Clymer, a pioneer in motorcycling, these manuals are developed through a complete teardown and rebuild of each machine. Clymer has published over 300 repair manuals for various vehicles, including motorcycles, ATVs, farm equipment, and marine vehicles, making them a trusted resource for do-it-yourself mechanics.

VISUAL AIDS AND DIAGRAMS

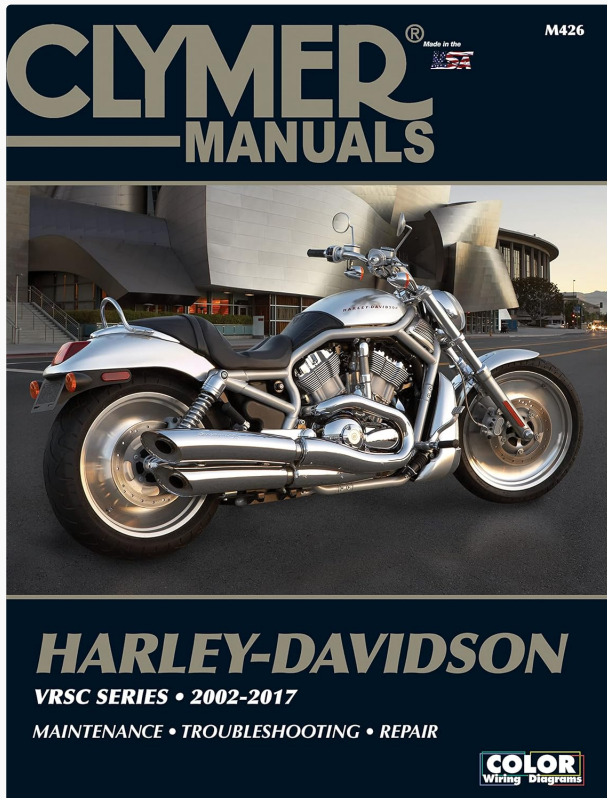


Figure 1: Front cover of the Clymer Harley-Davidson VRSC Series Manual. This image displays the manual's title, brand, covered model series, and publication years, along with a prominent image of a Harley-Davidson VRSC motorcycle.

WE'VE BEEN HELPING MOTORCYCLE OWNERS TO **DO IT YOURSELF** FOR OVER 60 YEARS

Never used a Haynes manual? This is what we do...

Every manual is based upon a stripdown and rebuild

- See your motorcycle as never before, and learn from 700+ pictures and diagrams
- Take on bigger jobs with confidence – we can show you exactly what to do

We only show DIY friendly techniques

- Instructions everybody can follow (novices welcome!)
- Using tools and equipment you have at home

We save you time working out what is wrong!

- Every Haynes manual includes a Fault Finder with 400+ issues covered
- Avoid "dead-ends" when you follow our step-by-step guidance

Figure 2: An overview detailing the features of Haynes/Clymer manuals. This image highlights that manuals are based on complete teardowns, use DIY-friendly techniques, and include fault finders for effective troubleshooting. It shows examples of mechanics working on motorcycles and using diagnostic tools.

OFFICIAL PRODUCT VIDEOS

No official product videos are available for this manual at this time.


WARRANTY AND SUPPORT INFORMATION

Information regarding product warranty or direct support contacts for this Clymer manual is not provided within the available product details. For inquiries, please refer to the publisher, Haynes Manuals N. America, Inc., or the retailer from whom the manual was purchased.

This document provides informational content based on the Clymer Harley-Davidson VRSC Series Manual (2002-2017).


Related Documents - VRSC Series

<div><div>2007 Street Bob - Owner's Manual</div><div>Safety First</div><div>Basic Operating Rules: Dyna Model</div><div><p>Before operating your motorcycle, read this manual carefully to become familiar with the controls, operation, and maintenance procedures. Read the entire manual before riding. It contains important information that can help you avoid accidents and injuries. It also contains information that can help you get the most out of your motorcycle. Read the entire manual before riding. It contains important information that can help you avoid accidents and injuries. It also contains information that can help you get the most out of your motorcycle.</p><p>WARNING: Do not drink and ride. Drinking alcohol or using drugs can impair your judgment and reaction time, leading to accidents and injuries. Do not drink and ride.</p><p>WARNING: Do not ride under the influence of alcohol or drugs. This is illegal and dangerous. Do not ride under the influence of alcohol or drugs.</p><p>WARNING: Do not ride on public roads without proper licensing. Riding on public roads without proper licensing is illegal and dangerous. Do not ride on public roads without proper licensing.</p><p>WARNING: Do not ride on public roads without proper licensing. Riding on public roads without proper licensing is illegal and dangerous. Do not ride on public roads without proper licensing.</p></div><div><p>When refueling your motorcycle, the following rules should be observed:</p><ul style="list-style-type: none">• Refuel in a well-ventilated area with the engine turned off.• Do not smoke, drink, or use any open flame while refueling.• Do not use a hose or pump to fill the tank. Fill the tank manually.• Do not use a hose or pump to fill the tank. Fill the tank manually.<p>WARNING: Do not use a hose or pump to fill the tank. Fill the tank manually.</p></div></div>	<p>2007 Harley-Davidson Street Bob Owner's Manual: Safety, Operation, and Maintenance Guide</p> <p>Your essential guide to the 2007 Harley-Davidson Street Bob motorcycle. This manual covers vital safety instructions, operating procedures, maintenance schedules, technical specifications, and troubleshooting tips for the Dyna model.</p>
<div><div>2007 CVO Softail Springer - Owner's Manual</div><div>Safety First</div><div>Basic Operating Rules: Softail Model</div><div><p>Before operating your motorcycle, read this manual carefully to become familiar with the controls, operation, and maintenance procedures. Read the entire manual before riding. It contains important information that can help you avoid accidents and injuries. It also contains information that can help you get the most out of your motorcycle. Read the entire manual before riding. It contains important information that can help you avoid accidents and injuries. It also contains information that can help you get the most out of your motorcycle.</p><p>WARNING: Do not drink and ride. Drinking alcohol or using drugs can impair your judgment and reaction time, leading to accidents and injuries. Do not drink and ride.</p><p>WARNING: Do not ride under the influence of alcohol or drugs. This is illegal and dangerous. Do not ride under the influence of alcohol or drugs.</p><p>WARNING: Do not ride on public roads without proper licensing. Riding on public roads without proper licensing is illegal and dangerous. Do not ride on public roads without proper licensing.</p><p>WARNING: Do not ride on public roads without proper licensing. Riding on public roads without proper licensing is illegal and dangerous. Do not ride on public roads without proper licensing.</p></div><div><p>When refueling your motorcycle, the following rules should be observed:</p><ul style="list-style-type: none">• Refuel in a well-ventilated area with the engine turned off.• Do not smoke, drink, or use any open flame while refueling.• Do not use a hose or pump to fill the tank. Fill the tank manually.• Do not use a hose or pump to fill the tank. Fill the tank manually.<p>WARNING: Do not use a hose or pump to fill the tank. Fill the tank manually.</p></div></div>	<p>2007 Harley-Davidson CVO Softail Springer Owner's Manual: Safety, Maintenance, and Specifications</p> <p>Your essential guide to the 2007 Harley-Davidson CVO Softail Springer (FXSTSSE). This owner's manual details crucial safety information, operating procedures, maintenance schedules, technical specifications, and troubleshooting tips to ensure optimal performance and longevity of your motorcycle.</p>
<div><div>2011 Street Bob - Owner's Manual</div><div>Safety First</div><div>Basic Operating Rules: Dyna Model</div><div><p>Before operating your motorcycle, read this manual carefully to become familiar with the controls, operation, and maintenance procedures. Read the entire manual before riding. It contains important information that can help you avoid accidents and injuries. It also contains information that can help you get the most out of your motorcycle. Read the entire manual before riding. It contains important information that can help you avoid accidents and injuries. It also contains information that can help you get the most out of your motorcycle.</p><p>WARNING: Do not drink and ride. Drinking alcohol or using drugs can impair your judgment and reaction time, leading to accidents and injuries. Do not drink and ride.</p><p>WARNING: Do not ride under the influence of alcohol or drugs. This is illegal and dangerous. Do not ride under the influence of alcohol or drugs.</p><p>WARNING: Do not ride on public roads without proper licensing. Riding on public roads without proper licensing is illegal and dangerous. Do not ride on public roads without proper licensing.</p><p>WARNING: Do not ride on public roads without proper licensing. Riding on public roads without proper licensing is illegal and dangerous. Do not ride on public roads without proper licensing.</p></div><div><p>When refueling your motorcycle, the following rules should be observed:</p><ul style="list-style-type: none">• Refuel in a well-ventilated area with the engine turned off.• Do not smoke, drink, or use any open flame while refueling.• Do not use a hose or pump to fill the tank. Fill the tank manually.• Do not use a hose or pump to fill the tank. Fill the tank manually.<p>WARNING: Do not use a hose or pump to fill the tank. Fill the tank manually.</p></div></div>	<p>2011 Harley-Davidson Street Bob Owner's Manual: Safety, Operation, and Maintenance Guide</p> <p>Your essential guide to the 2011 Harley-Davidson Street Bob motorcycle. Covers safety protocols, riding instructions, detailed maintenance schedules, technical specifications, and troubleshooting tips for optimal performance and longevity.</p>
<div><div>2007 Super Glide - Owner's Manual</div><div>Safety First</div><div>Basic Operating Rules: Dyna Model</div><div><p>Before operating your motorcycle, read this manual carefully to become familiar with the controls, operation, and maintenance procedures. Read the entire manual before riding. It contains important information that can help you avoid accidents and injuries. It also contains information that can help you get the most out of your motorcycle. Read the entire manual before riding. It contains important information that can help you avoid accidents and injuries. It also contains information that can help you get the most out of your motorcycle.</p><p>WARNING: Do not drink and ride. Drinking alcohol or using drugs can impair your judgment and reaction time, leading to accidents and injuries. Do not drink and ride.</p><p>WARNING: Do not ride under the influence of alcohol or drugs. This is illegal and dangerous. Do not ride under the influence of alcohol or drugs.</p><p>WARNING: Do not ride on public roads without proper licensing. Riding on public roads without proper licensing is illegal and dangerous. Do not ride on public roads without proper licensing.</p><p>WARNING: Do not ride on public roads without proper licensing. Riding on public roads without proper licensing is illegal and dangerous. Do not ride on public roads without proper licensing.</p></div><div><p>When refueling your motorcycle, the following rules should be observed:</p><ul style="list-style-type: none">• Refuel in a well-ventilated area with the engine turned off.• Do not smoke, drink, or use any open flame while refueling.• Do not use a hose or pump to fill the tank. Fill the tank manually.• Do not use a hose or pump to fill the tank. Fill the tank manually.<p>WARNING: Do not use a hose or pump to fill the tank. Fill the tank manually.</p></div></div>	<p>2007 Harley-Davidson Super Glide Dyna Owner's Manual</p> <p>Comprehensive guide for the 2007 Harley-Davidson Super Glide Dyna motorcycle. Covers safety, operation, maintenance, specifications, V.I.N. information, accessories, and troubleshooting for models like FXD, FXDC, FXDL, FXDWG, and FXDB.</p>



[2016 Harley-Davidson Dyna Models Service Manual](#)

Comprehensive service manual for 2016 Harley-Davidson Dyna models, covering maintenance, repair, troubleshooting, and specifications. Includes detailed procedures and part information.



[2007 Harley-Davidson Night Train Owner's Manual](#)

Comprehensive owner's manual for the 2007 Harley-Davidson Night Train, covering safety, operation, maintenance, and specifications. Essential guide for owners.