

Focus Colloquia Personarum

Lingua Latina - Colloquia Personarum Instruction Manual

Model: Colloquia Personarum | Brand: Focus

INTRODUCTION

This manual provides essential information for effectively using *Lingua Latina - Colloquia Personarum*. This book is an illustrated collection of supplementary texts, primarily dialogues, designed to complement the main textbook, *Lingua Latina: Familia Romana*. Each colloquium in this book corresponds to a specific chapter (1-24) in *Familia Romana*, offering additional practice and context.

SETUP AND INTEGRATION

Colloquia Personarum is intended to be used in conjunction with *Lingua Latina: Familia Romana*. Follow these guidelines for optimal integration:

- Prerequisite:** Ensure you have access to *Lingua Latina: Familia Romana*, as *Colloquia Personarum* is a supplementary text and not a standalone course.
- Chapter Alignment:** Each colloquium in this book is specifically designed to match a corresponding chapter in *Familia Romana*. For example, after completing Chapter 1 of *Familia Romana*, proceed to Colloquium 1 in this book.
- Reading Order:** It is recommended to read the relevant chapter in *Familia Romana* first, then use the corresponding colloquium in *Colloquia Personarum* to reinforce vocabulary and grammatical concepts.

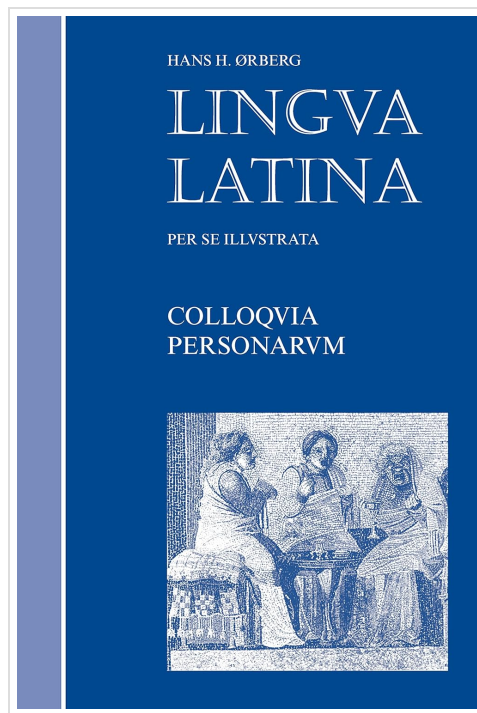


Figure 1: Front cover of *Lingua Latina - Colloquia Personarum*. The cover features the title, author Hans H. Ørberg, and an illustration of people conversing, reflecting the book's focus on dialogues.

OPERATING INSTRUCTIONS

To effectively utilize the dialogues and texts within *Colloquia Personarum*:

- **Active Reading:** Engage with the dialogues by reading them aloud to practice pronunciation and intonation.
- **Contextual Understanding:** Pay attention to the context provided by the illustrations and the characters involved in the dialogues. This aids in understanding the nuances of Latin usage.
- **Vocabulary Reinforcement:** Identify new vocabulary and grammatical structures. Refer back to *Familia Romana* for explanations if needed.
- **Discussion and Practice:** Use the dialogues as a basis for discussion or to create your own short sentences and phrases, applying the learned material.

MAINTENANCE AND CARE

To ensure the longevity of your book:

- **Storage:** Store the book in a dry place, away from direct sunlight and extreme temperatures, to prevent paper degradation and ink fading.
- **Handling:** Handle pages carefully to avoid tears. Avoid folding pages or dog-earing them; use a bookmark instead.
- **Cleaning:** If the cover becomes dusty, gently wipe it with a soft, dry cloth. Do not use liquid cleaners.




Figure 2: Back cover of *Lingua Latina - Colloquia Personarum*. The back cover displays the ISBN barcode and publisher information for Focus Publishing.

TROUBLESHOOTING

This section addresses common questions or issues that may arise during the use of *Colloquia Personarum*.

Issue	Solution
Difficulty understanding a dialogue.	Re-read the corresponding chapter in <i>Lingua Latina: Familia Romana</i> . Review relevant vocabulary and grammar points. Consult a Latin dictionary if necessary.
Unsure which colloquium to read next.	Match the colloquium number in <i>Colloquia Personarum</i> to the chapter number you have just completed in <i>Familia Romana</i> .
Book pages are sticking together.	This can occur in humid environments. Gently separate pages. Ensure the book is stored in a dry, well-ventilated area.

SPECIFICATIONS

Attribute	Detail
Publisher	Focus
Publication Date	1 December 2006
Edition	First Edition
Language	Latin
Print Length	80 pages

Attribute	Detail
ISBN-10	1585101567
ISBN-13	978-1585101566
Item Weight	113 g
Dimensions	15.24 x 0.79 x 22.86 cm




Figure 3: Dimensions of *Lingua Latina - Colloquia Personarum*. The image illustrates the book's physical size, approximately 9.0 inches (22 cm) in height.


SUPPORT

For further assistance or inquiries regarding *Lingua Latina - Colloquia Personarum*, please contact the publisher, Focus, directly. Refer to the publisher's official website or the contact information provided within the book for support details.

© 2006 Focus. All rights reserved.

Related Documents - Colloquia Personarum

	<p>j5create JVU300 2K AI-Powered Webcam with Wireless Microphone - User Guide</p> <p>Comprehensive guide for the j5create JVU300 2K AI-Powered Webcam, detailing setup, features like AI tracking and auto-framing, wireless microphone usage, privacy settings for Windows and macOS, and troubleshooting.</p>
--	---------------------------------------------------------------------------------------------------------------------------------------------------------------------------------------------------------------------------------------------------------------------------------------------------------------------------------



[AtomOS 11.05.00 Firmware Release Notes for Shinobi II](#)

This document provides installation instructions and update details for the AtomOS 11.05.00 firmware for the Atomos Shinobi II device. It covers firmware upgrade steps, required tools, and specific improvements for camera compatibility and monitoring features.

[AtomOS 11.05.00 Firmware Release Notes for Shinobi II](#)

This document provides installation instructions and update details for the AtomOS 11.05.00 firmware for the Atomos Shinobi II device. It covers firmware upgrade steps, required tools, and specific improvements for camera compatibility and monitoring features.






[Ford Safety Recall 20S30: Side Door Latch Repair](#)

This document details Ford Safety Recall 20S30 concerning the side door latches on various Ford and Lincoln models from 2011-2016. It provides information on affected vehicles, the reason for the recall, owner inspection procedures, service actions, and claims preparation.

[Ford Safety Recall 20S30: Side Door Latch Repair](#)

This document details Ford Safety Recall 20S30 concerning the side door latches on various Ford and Lincoln models from 2011-2016. It provides information on affected vehicles, the reason for the recall, owner inspection procedures, service actions, and claims preparation.

 <p>VILTROX DC-550 PRO 5.5" HD Portable Touchscreen Monitor</p> <p>Contents</p> <p>Chapter 1: Introduction</p> <p>Chapter 2: Safety Precautions</p> <p>Chapter 3: Package Contents</p> <p>Chapter 4: Quick Start</p> <p>Chapter 5: Product Features</p> <p>Chapter 6: Installation</p> <p>Chapter 7: Operation</p> <p>Chapter 8: Troubleshooting</p> <p>Chapter 9: Specifications</p> <p>Chapter 10: Warranty</p>	<p>Viltrox DC-550 PRO 5.5-inch HD Portable Touchscreen Monitor User Manual</p> <p>This user manual provides detailed instructions for the Viltrox DC-550 PRO, a 5.5-inch HD portable touchscreen monitor. Learn about its features, setup, operation, menu functions, troubleshooting, and specifications.</p>
 <p>COAST FL86 Headlamp</p>	<p>COAST FL86 Headlamp User Manual and Product Information</p> <p>Detailed instructions and specifications for the COAST FL86 Headlamp, including operation, beam adjustment, power options, and warranty information. Covers features like Pure Beam™ optic, Twist Focus™ technology, and Ultra-Strap™ with quick-release buckle.</p>
 <p>TWO TREES TS1 User Manual</p>	<p>TWO TREES TS1 User Manual: Setup, Operation, and Safety Guidelines</p> <p>Comprehensive guide for the TWO TREES TS1 laser engraver, covering installation, app and PC software usage, focus guidelines, security, maintenance, and product specifications.</p>