

Spectrum Grade 4 Workbook

Spectrum Language Arts Grade 4 Workbook: Instruction Manual

1. INTRODUCTION

This manual provides detailed instructions for utilizing the Spectrum Language Arts Grade 4 Workbook. Designed for students aged 9-10, this workbook supports the development of essential English Language Arts (ELA) skills, including grammar, parts of speech, vocabulary, and sentence structure. It is suitable for both classroom and homeschool environments.

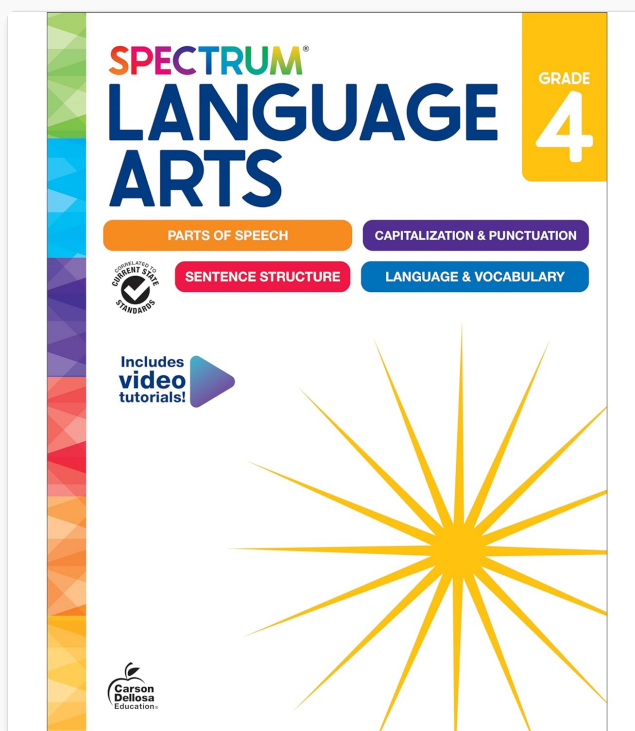


Figure 1.1: Front cover of the Spectrum Language Arts Grade 4 workbook.

2. WORKBOOK STRUCTURE AND CONTENT AREAS

The Spectrum Language Arts Grade 4 Workbook is organized into chapters, each focusing on specific ELA concepts. The content is designed to build foundational skills progressively.

2.1. Core Content Areas

- **Parts of Speech:** Covers nouns, pronouns, verbs, adjectives, adverbs, prepositions, and conjunctions.
- **Capitalization & Punctuation:** Focuses on proper capitalization rules and correct use of punctuation marks.
- **Sentence Structure:** Explores different types of sentences, sentence fragments, compound sentences, and direct objects.
- **Language & Vocabulary:** Enhances vocabulary, understanding of idioms, proverbs, and various language concepts.

PARTS OF SPEECH

CAPITALIZATION & PUNCTUATION

SENTENCE STRUCTURE

LANGUAGE & VOCABULARY

Table of Contents Grade 4

Introduction 4

Chapter 1: Parts of Speech 6

Lesson 1.1 Common and Proper Nouns 8

Lesson 1.2 Personal and Possessive Pronouns 10

Lesson 1.3 Relative Pronouns 12

Lesson 1.4 Helping Verbs 14

Lesson 1.5 Linking Verbs 16

Lesson 1.6 Adjectives 18

Lesson 1.7 Adverbs and Relative Adverbs 20

Lesson 1.8 Articles 22

Lesson 1.9 Prepositions 24

Lesson 1.10 Conjunctions 26

Review Chapter 1 28

Chapter 2: Sentences 30

Lesson 2.1 Declarative and Imperative Sentences 32

Lesson 2.2 Interrogative and Exclamatory Sentences 34

Lesson 2.3 Parts of a Sentence: Subject 36

Lesson 2.4 Parts of a Sentence: Predicate 38

Lesson 2.5 Parts of a Sentence: Direct Object 40

Lesson 2.6 Sentence Fragments 42

Lesson 2.7 Compound Sentences 44

Lesson 2.8 Run-On Sentences 46

Lesson 2.9 Combining Sentences: Subjects and Direct Objects 48

Lesson 2.10 Combining Sentences: Verbs 50

Lesson 2.11 Combining Sentences: Adjectives 52

Review Chapter 2 54

Chapter 3: Capitalization 56

Lesson 3.1 Capitalizing Names and Titles 58

Lesson 3.2 Capitalizing Place Names 60

Lesson 3.3 Capitalizing Dates and Holidays 62

Lesson 3.4 Capitalizing Book, Movie, and Song Titles 64

Review Chapter 3 66

Learning Checkpoint Chapters 1-3 68

Chapter 4: Punctuation 72

Lesson 4.1 Periods in Abbreviations 74

Lesson 4.2 Question Marks 76

Lesson 4.3 Exclamation Points 78

Lesson 4.4 Commas with Dates, Cities, and States 80

Lesson 4.5 Commas with Introductory Words and Direct Address 82

Lesson 4.6 Commas in a Series 84

Lesson 4.7 Commas in Compound Sentences 86

Lesson 4.8 Punctuating Dialogue 88

Lesson 4.9 Punctuating Titles 90

Lesson 4.10 Colons 92

Review Chapter 4 94

Chapter 5: Usage 96

Lesson 5.1 Subject-Verb Agreement 98

Lesson 5.2 Regular Past Tense Verbs 100

Lesson 5.3 Irregular Past Tense Verbs: Fell, Dug, Began, Took, Sang 102

Lesson 5.4 Irregular Past Tense Verbs: Spoke, Drew, Broke, Caught, Left 104

Lesson 5.5 Forming Future Tense Verbs 106

Lesson 5.6 Progressive Tense Verbs 108

Lesson 5.7 Modal Auxiliary Verbs 110

Lesson 5.8 Tricky Verb Usage 112

Lesson 5.9 Contractions 114

Lesson 5.10 Negative Words and Double Negatives 116

Lesson 5.11 Regular and Irregular Plurals 118

Lesson 5.12 Singular Possessives 120

Lesson 5.13 Plural Possessives 122

Lesson 5.14 Subject and Object Pronouns 124

Lesson 5.15 Comparative and Superlative Adjectives 126

Lesson 5.16 Comparative and Superlative Adverbs 128

Review Chapter 5 130

Chapter 6: Vocabulary 132

Lesson 6.1 Synonyms and Antonyms 134

Lesson 6.2 Homophones 136

Lesson 6.3 Homographs 138

Lesson 6.4 Prefixes and Suffixes 140

Lesson 6.5 Similes 142

Lesson 6.6 Metaphors 144

Lesson 6.7 Personification 146

Lesson 6.8 Using Descriptive Language 148

Lesson 6.9 Idioms and Proverbs 150

Review Chapter 6 152

Learning Checkpoint Chapters 4-6 154

Final Test 160

Answer Key 173

2

Spectrum Language Arts Grade 4

Table of Contents Grade 4

Lesson 4.5 Commas with Introductory Words and Direct Address 82

Lesson 4.6 Commas in a Series 84

Lesson 4.7 Commas in Compound Sentences 86

Lesson 4.8 Punctuating Dialogue 88

Lesson 4.9 Punctuating Titles 90

Lesson 4.10 Colons 92

Review Chapter 4 94

Chapter 5: Usage 96

Lesson 5.1 Subject-Verb Agreement 98

Lesson 5.2 Regular Past Tense Verbs 100

Lesson 5.3 Irregular Past Tense Verbs: Fell, Dug, Began, Took, Sang 102

Lesson 5.4 Irregular Past Tense Verbs: Spoke, Drew, Broke, Caught, Left 104

Lesson 5.5 Forming Future Tense Verbs 106

Lesson 5.6 Progressive Tense Verbs 108

Lesson 5.7 Modal Auxiliary Verbs 110

Lesson 5.8 Tricky Verb Usage 112

Lesson 5.9 Contractions 114

Lesson 5.10 Negative Words and Double Negatives 116

Lesson 5.11 Regular and Irregular Plurals 118

Lesson 5.12 Singular Possessives 120

Lesson 5.13 Plural Possessives 122

Lesson 5.14 Subject and Object Pronouns 124

Lesson 5.15 Comparative and Superlative Adjectives 126

Lesson 5.16 Comparative and Superlative Adverbs 128

Review Chapter 5 130

Chapter 6: Vocabulary 132

Lesson 6.1 Synonyms and Antonyms 134

Lesson 6.2 Homophones 136

Lesson 6.3 Homographs 138

Lesson 6.4 Prefixes and Suffixes 140

Lesson 6.5 Similes 142

Lesson 6.6 Metaphors 144

Lesson 6.7 Personification 146

Lesson 6.8 Using Descriptive Language 148

Lesson 6.9 Idioms and Proverbs 150

Review Chapter 6 152

Learning Checkpoint Chapters 4-6 154

Final Test 160

Answer Key 173

3

Spectrum Language Arts Grade 4

COVERS CORE CONCEPTS

Figure 2.1: Sample pages illustrating the workbook's Table of Contents, detailing topics covered.

3. KEY FEATURES

The workbook incorporates several features to support learning and provide guidance.

3.1. Chapter Introductions

Each chapter begins with introductory text providing background information on the skills taught. These sections include helpful definitions, tools, tips, and a skills checklist to ensure comprehensive practice.


Chapter introductions feature important definitions, skills, tips, and more for added parental support.

● Background Information

This introductory text provides you with background information about specific skills taught in the chapter.

● Helpful Definitions

These terms either appear in the chapter or are important for the skills being taught.



● Skills Checklist

This checklist helps ensure your student is practicing grade-level skills.

Figure 3.1: Example of chapter introduction pages, detailing background information, helpful definitions, and a skills checklist for parents.

3.2. Lesson Structure

Each chapter contains:

- **Lessons:** Pages that begin with a definition, followed by step-by-step instructions and examples, concluding with independent practice.
- **Enrichment:** Activities designed to encourage deeper understanding and critical thinking, allowing students to apply learned skills in different contexts.
- **Chapter Reviews:** End-of-chapter assessments to gauge student progress and reinforce skills.

Each Chapter Includes:

Lessons

Name _____
Lesson 1.2 Pronouns



A pronoun is a word that stands for a noun. Using pronouns helps you avoid repeating the same nouns in your writing. Some pronouns are I, me, you, he, she, him, her, and it refer to a single person or thing. Other pronouns like us, they, and them refer to plural nouns.

Vijay lives two blocks away. He lives two blocks away.

These pages begin with a definition, step-by-step instructions where needed, and examples, followed by independent practice.

Enrichment

Can you make a list of five verbs or figures you would include if you made a story page? Try to be sure to use the correct article before each item.

These problems appear throughout the book. They allow your student to dig deeper and apply the skill they learned in a different way than it is practiced on the page. The two types of problems will ask your student to think critically  and explain reasoning .

Chapter Reviews

Name _____
Review Chapter 1

Write each sentence, but a proper noun in place of each underlined common noun.

These end-of-chapter reviews go over the skills learned within each chapter and can be used to gauge your student's progress.

Figure 3.2: Visual representation of the components within each chapter: Lessons, Enrichment activities, and Chapter Reviews.

3.3. Assessments and Answer Key

The workbook includes Learning Checkpoints and a Final Test to monitor progress. An Answer Key is provided at the back of the book for checking work and tracking accuracy.

Reviews and checkpoints test and reinforce knowledge along the way.

Learning Checkpoints

Name _____

Learning Checkpoint Chapters 1-3

Write each sentence. Use a proper noun in place of each underlined common noun.

These reviews break up the book into halfway points to prepare your student for the final test.

Final Test

Name _____

Final Test

Read each sentence. If the underlined phrase is the subject, write S on the line. If it is a predicate, write P. If it is a direct object, write DO.

This test covers the skills learned in the book. Use this comprehensive test to assess what your student has learned and to identify what they still need to work on.

Answer Key

The answers to the lessons, reviews, and tests are provided in an answer key.

Figure 3.3: Illustration of how Learning Checkpoints, Final Tests, and the Answer Key are structured to reinforce knowledge and track progress.

3.4. Video Tutorials via QR Codes

QR codes are integrated throughout the workbook, providing access to free video tutorials that explain and break down specific concepts. To access, scan the QR code with a compatible device.

QR codes take you to free instructional videos that better explain and break down important concepts.

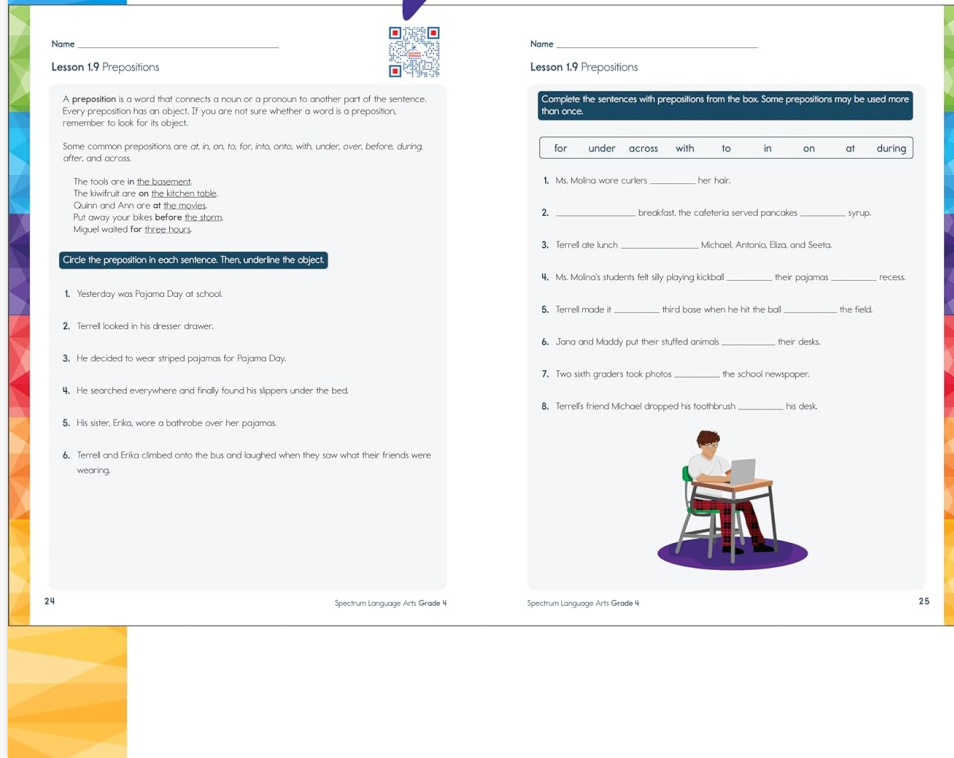


Figure 3.4: Sample page demonstrating the integration of QR codes for accessing free instructional video tutorials. An example video tutorial can be found at <https://qrs.ly/reczyni>.

4. USING THE WORKBOOK

4.1. Setup

Ensure the student has a quiet workspace, pencils, and an eraser. A device capable of scanning QR codes (e.g., smartphone or tablet) is recommended for accessing video tutorials.

4.2. Operating (Working Through Lessons)

1. **Read Chapter Introductions:** Begin each chapter by reviewing the background information, definitions, and skills checklist.
2. **Complete Lessons:** Follow the instructions, examples, and practice exercises for each lesson.
3. **Engage with Enrichment:** Utilize enrichment activities to deepen understanding and apply skills.
4. **Perform Reviews and Checkpoints:** Complete chapter reviews and learning checkpoints to assess comprehension.
5. **Take the Final Test:** Use the comprehensive final test to evaluate overall learning.
6. **Use the Answer Key:** Refer to the answer key at the back of the book to check answers and identify areas needing further practice.
7. **Scan QR Codes:** For additional support, scan QR codes on relevant pages to access video tutorials.

5. PARENTAL GUIDANCE

- Parents and educators play a crucial role in supporting the student's learning journey. The workbook includes specific features to assist you:
- **Parent Support Pages:** Located at the beginning of each chapter, these pages offer helpful definitions, tools, tips, and a skills list.
 - **Skills Checklist:** Use this checklist to track the specific grade-level skills your student is practicing.
 - **Video Tutorials:** Encourage the use of QR code-linked videos for concepts that require additional explanation.

6. MAINTENANCE AND TROUBLESHOOTING

6.1. Workbook Maintenance

Keep the workbook in a clean, dry place. Encourage students to write neatly and use erasers for corrections to maintain readability.

6.2. Troubleshooting Learning Challenges

- **Difficulty with a Concept:** Review the chapter introduction, re-read the lesson, and utilize the QR code video tutorials for further explanation.
- **Incorrect Answers:** Use the answer key to identify errors. Discuss the reasoning behind the correct answers with the student.
- **Lack of Engagement:** Incorporate the suggested 'Tools and Tips' from the parent support pages, which often include ideas for making learning more interactive.

7. SPECIFICATIONS

Attribute	Detail
Publisher	Spectrum
Publication Date	March 14, 2024
Edition	Workbook
Language	English
Print Length	192 pages
ISBN-10	148387138X
ISBN-13	978-1483871387
Item Weight	1 pound
Reading Age	9 - 10 years
Dimensions	11 x 8.4 x 0.5 inches
Grade Level	4 and up

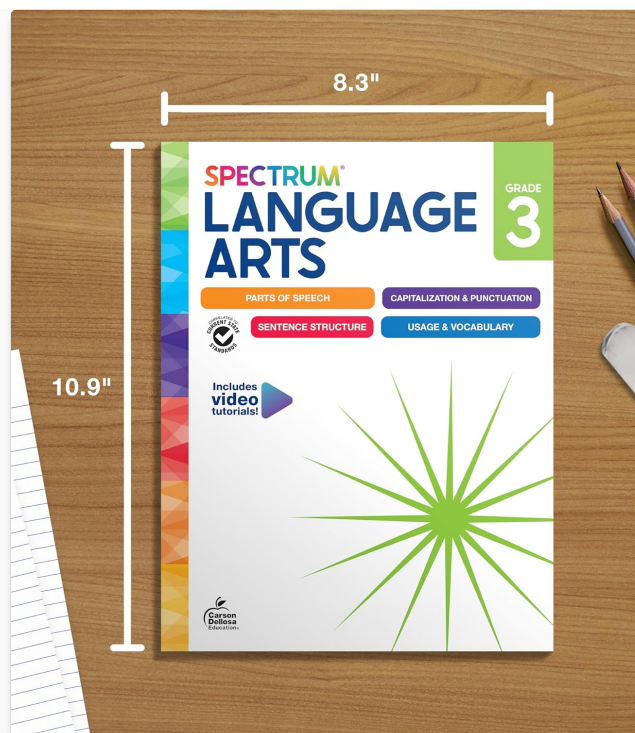


Figure 7.1: Image illustrating the physical dimensions of a Spectrum Language Arts workbook.

8. ABOUT SPECTRUM


For over 20 years, Spectrum resources have provided comprehensive support to meet the individual needs of learners. Whether used at home or in the classroom, Spectrum's research-supported instruction and activities offer additional practice with grade-level concepts, reinforce skills, complement existing curricula, and help address learning gaps.






9. WARRANTY AND SUPPORT

As an educational workbook, this product does not typically come with a manufacturer's warranty. For questions regarding content or educational support, please refer to the publisher's official website or contact their customer service channels, if available.

© 2025 Spectrum Language Arts Grade 4 Workbook. All rights reserved.

Related Documents - Grade 4 Workbook

	<p>Cleverbean Grade 1 Literacy Scope and Sequence Guide</p> <p>A comprehensive guide to Cleverbean's Grade 1 literacy program, outlining the scope and sequence for reading, writing, and grammar across four terms, including a recommended daily literacy block structure.</p>
---	--

	<p>The 100+ Series Grammar: Essential Practice for Grades 3-4</p> <p>Carson-Dellosa's 'The 100+ Series Grammar' workbook offers essential practice for students in grades 3-4. It covers key grammar topics such as synonyms, antonyms, homonyms, sentence construction, parts of speech, and punctuation, all aligned with Common Core State Standards for English language arts.</p>
	<p>Sonlight Language Arts G: 4-Day Instructor's Guide - Homeschool Curriculum</p> <p>Comprehensive instructor's guide for Sonlight's Language Arts G curriculum, designed for 4-day homeschooling weeks. Covers spelling, vocabulary, writing, mechanics, creative expression, and literary analysis for grades 7-9.</p>
	<p>Spectrum Language Arts Grade 3: Focused Practice for Language Arts Mastery</p> <p>Spectrum Language Arts Grade 3 workbook provides focused practice for language arts mastery, covering grammar, sentences, mechanics, usage, and writing skills. Correlated to current state standards.</p>
	<p>Sonlight Language Arts 1 (4-Day) Instructor's Guide Sample</p> <p>A sample of Sonlight's Language Arts 1 Instructor's Guide, offering a 4-day homeschool curriculum focused on phonics, spelling, vocabulary, creative expression, and writing mechanics, emphasizing a natural learning approach.</p>
	<p>Carson Dellosa 100+ Series Grammar: Essential Practice for Grades 7-8</p> <p>This educational workbook from Carson Dellosa Publishing offers essential grammar practice for students in grades 7-8. It covers key grammar topics, aligns with Common Core State Standards, and includes over 100 activities to enhance grammar skills and comprehension.</p>

Documents - Spectrum – Grade 4 Workbook

no relevant documents