

Tesla Model 3

Tesla Model 3 Accessories 2025: Owner's Manual

A comprehensive guide for mastering your Tesla Model 3 electric vehicle.

INTRODUCTION

This manual serves as an essential guide for both new and experienced owners of the Tesla Model 3. It provides detailed instructions and insights to help you maximize the potential of your vehicle, personalize your driving experience, enhance performance, and master Tesla's advanced technology.

The information contained herein is designed to help you unlock every feature of your Tesla Model 3, ensuring a confident and optimized driving experience.

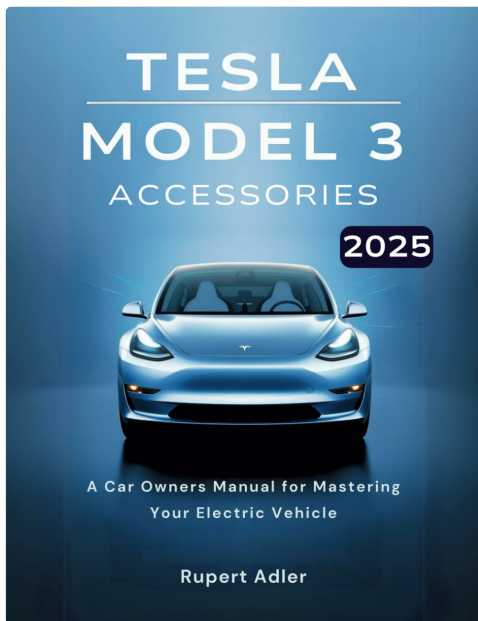


Image: Front cover of the "Tesla Model 3 Accessories 2025" owner's manual, featuring a blue Tesla Model 3 car.

SETUP AND SMART INTEGRATION

Proper initial setup ensures a seamless and optimized Tesla experience. This section covers the fundamental steps for integrating your personal devices and configuring your vehicle.

- **Smartphone Synchronization:** Learn how to effortlessly sync your smartphone with your Tesla Model 3 for keyless entry, media control, and remote vehicle management.

- **Driver Profile Setup:** Create and customize individual driver profiles to save preferred seat positions, mirror settings, steering wheel adjustments, and climate control preferences.
- **Initial Connectivity:** Connect your vehicle to Wi-Fi and set up cellular data for over-the-air software updates and online features.

OPERATING YOUR TESLA MODEL 3

This section details the operation of your Tesla Model 3, from navigating the touchscreen to utilizing advanced driving features.

Touchscreen Mastery and Customization

The central touchscreen is the primary interface for controlling most vehicle functions. Understanding its layout and capabilities is crucial.

- **Navigation and Media:** Access and control navigation, music, and communication features.
- **Climate Control:** Adjust temperature, fan speed, and air distribution.
- **Vehicle Settings:** Explore hidden settings and fine-tune driving modes, including acceleration, steering, and regenerative braking.
- **Software Updates:** Monitor and manage over-the-air software updates that introduce new features and improvements.

Advanced Features and Pro Tips

Leverage Tesla's cutting-edge technology for enhanced safety and convenience.

- **Autopilot and Full Self-Driving (FSD) Capability:** Understand the functionalities and limitations of Autopilot, including Traffic-Aware Cruise Control and Autosteer. Learn about FSD features if applicable to your vehicle.
- **Safety Enhancements:** Familiarize yourself with active safety features such as Automatic Emergency Braking, Lane Departure Avoidance, and Blind Spot Collision Warning.
- **Connectivity Options:** Utilize premium connectivity features for live traffic visualization, satellite-view maps, video streaming, and Caraoke.
- **Energy Management:** Tips for optimizing battery range, understanding charging options (Supercharging, Destination Charging, Home Charging), and monitoring energy consumption.

MAINTENANCE AND CARE

Regular maintenance is key to ensuring the longevity and optimal performance of your Tesla Model 3. This section provides guidance on routine care and diagnostics.

- **Routine Inspections:** Information on checking tire pressure, fluid levels (windshield washer fluid), and brake wear.
- **Software Diagnostics:** How to access basic vehicle diagnostics through the touchscreen.
- **Cleaning and Detailing:** Recommendations for interior and exterior cleaning to protect your vehicle's finish and materials.
- **Battery Health:** Tips for maintaining optimal battery health, including charging habits and temperature management.

TROUBLESHOOTING COMMON ISSUES

This section addresses common issues you might encounter with your Tesla Model 3 and provides quick fixes and

diagnostic steps.

- **Touchscreen Unresponsive:** Steps to perform a soft or hard reset of the touchscreen.
- **Charging Problems:** What to do if your vehicle is not charging or charging slowly.
- **Connectivity Issues:** Troubleshooting steps for Wi-Fi or cellular connectivity problems.
- **Door Handle Not Presenting:** Solutions for issues with automatic door handle presentation.
- **Warning Lights:** Understanding common warning indicators and recommended actions.

SPECIFICATIONS

Key specifications for the Tesla Model 3 Accessories 2025 owner's manual.

Attribute	Value
Publisher	VoltEdge Publishing
Publication Date	March 7, 2025
Language	English
Print Length	192 pages
ISBN-10	1300506202
ISBN-13	978-1300506201
Item Weight	1.26 pounds
Dimensions	8.5 x 0.44 x 11 inches

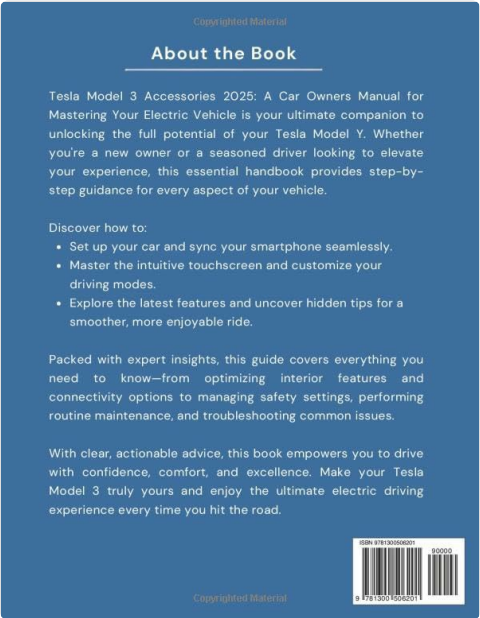


Image: Back cover of the "Tesla Model 3 Accessories 2025" owner's manual, showing a summary of the book's content.

WARRANTY AND SUPPORT







Information regarding product warranty and direct support channels for the Tesla Model 3 vehicle itself is typically provided by Tesla, Inc. This manual, being a third-party accessory guide, does not contain specific warranty details for the

vehicle or direct support contacts for Tesla products.

For official Tesla Model 3 warranty information, service appointments, and direct support, please refer to the official Tesla website, your Tesla mobile app, or contact Tesla customer service directly.

© 2025 VoltEdge Publishing. All rights reserved. This manual is an independent publication and is not affiliated with or endorsed by Tesla, Inc.

Related Documents - Model 3

	<p>Tesla Rear Seat Entertainment System Installation Guide: Disassembly and Assembly</p> <p>Comprehensive guide detailing the disassembly and assembly process for installing a rear seat entertainment system in a Tesla vehicle. Includes step-by-step instructions and visual aids described textually.</p>
	<p>Salt Lake City Staff Report: Tesla Solar Roof Minor Alteration Approval</p> <p>Review of a staff report from Salt Lake City recommending approval for a minor alteration to install a Tesla Solar Roof and battery backup system on a historic residence, detailing compliance with preservation standards.</p>
	<p>Tesla Vehicle Electrical Wiring Diagrams and Specifications</p> <p>Comprehensive technical documentation featuring detailed electrical wiring diagrams, schematics, and component specifications for Tesla vehicles, covering all major automotive systems.</p>
	<p>Tesla Smart Camera 360 (Speed 5S) User Manual Setup, Features, and Troubleshooting Guide</p> <p>Get started with your Tesla Smart Camera 360 (Speed 5S). This user manual provides detailed instructions for installation, Wi-Fi connection, app setup, key features like motion detection and night vision, and troubleshooting tips. Compatible with iOS and Android.</p>
 	<p>TESLA Ring G55 Uživatelský manuál a průvodce</p> <p>Komplexní uživatelský manuál pro chytrý prsten TESLA Ring G55. Zjistěte, jak nastavit, používat a spravovat vaše zařízení pro sledování aktivity, spánku a zdraví.</p>



MODEL S
2012-2020
MANUAL DEL PROPIETARIO



Versión de software: 2023.36
Europe

[Manual del Propietario Tesla Model S 2012-2020](#)

Guía completa del propietario para el Tesla Model S (2012-2020), cubriendo características, operación, mantenimiento y seguridad. Descubra todo sobre su vehículo eléctrico.