

Tesla Model Y

Tesla Model Y Accessories 2025: Owner's Manual

A Comprehensive Guide for Mastering Your Electric Vehicle

- [Overview](#)
- [Setup & Integration](#)
- [Operating & Customization](#)
- [Accessories & Upgrades](#)
- [Maintenance & Troubleshooting](#)
- [Advanced Features](#)
- [Specifications](#)

1. OVERVIEW

This manual serves as a comprehensive guide for owners of the Tesla Model Y, focusing on accessories, features, and optimal usage for the 2025 model year. It is designed to assist both new and experienced drivers in maximizing their electric vehicle experience.

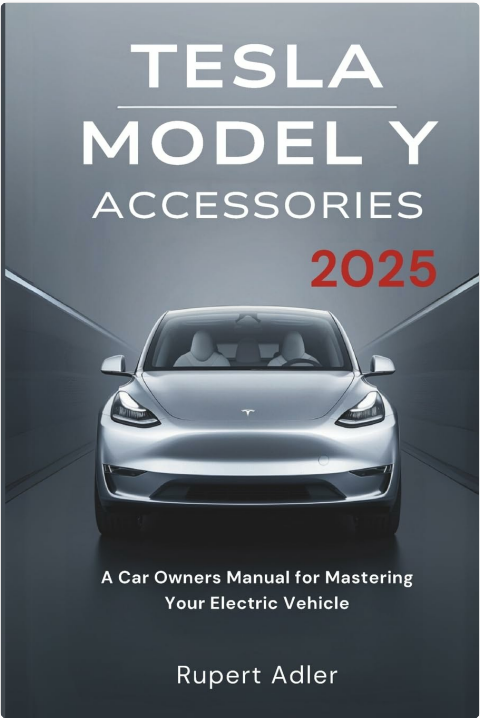


Figure 1.1: Front cover of the Tesla Model Y Accessories 2025 manual.

2. SETUP & SMART INTEGRATION

This section details the initial setup procedures and smart integration capabilities of your Tesla Model Y. Proper configuration ensures a seamless and optimized driving experience.

2.1. Smartphone Synchronization

Learn how to effortlessly sync your smartphone with your Tesla Model Y. This integration allows for remote control features, media playback, and communication functionalities.

2.2. Profile Configuration

Configure personalized driver profiles to store seat positions, mirror settings, steering wheel preferences, and climate control settings for multiple users. This optimizes comfort and convenience for each driver.

2.3. Optimizing Your Tesla Experience

Guidance on initial settings to optimize your vehicle's performance and user interface, ensuring all features are configured to your preferences from the start.

3. OPERATING & CUSTOMIZATION

This section covers the operation of your Tesla Model Y, with a focus on mastering the touchscreen interface and customizing driving modes.

3.1. Touchscreen Mastery

Navigate the intuitive touchscreen interface to access vehicle controls, navigation, entertainment, and communication features. Understanding the layout and functions is key to efficient operation.

3.2. Hidden Settings and Features

Discover less obvious settings and features that can enhance your driving experience, from advanced display options to specific vehicle behaviors.

3.3. Fine-tuning Driving Modes

Adjust and fine-tune various driving modes to suit different conditions and preferences, including acceleration, steering, and regenerative braking settings for ultimate comfort and control.

4. ESSENTIAL ACCESSORIES & UPGRADES

Explore a range of must-have add-ons and upgrades designed to enhance the performance, security, and convenience of your Tesla Model Y.

- **Performance Enhancements:** Accessories that can improve driving dynamics or efficiency.
- **Security Features:** Upgrades to bolster the vehicle's security systems.
- **Convenience Add-ons:** Items that add comfort, utility, or ease of use to daily driving.

Detailed recommendations and installation considerations for various accessories are provided.

5. ADVANCED FEATURES & PRO TIPS

This section delves into the cutting-edge technology integrated into your Tesla Model Y, offering insights and professional tips for optimal utilization.

5.1. Autopilot Enhancements

Understand and effectively utilize Autopilot features, including Traffic-Aware Cruise Control, Autosteer, and Navigate on Autopilot. Tips for safe and efficient use are included.

5.2. Intelligent Safety Settings

Learn about the various intelligent safety features, such as automatic emergency braking, lane departure avoidance, and blind spot monitoring, and how to configure them for maximum protection.

5.3. Energy Management and Charging

Strategies for efficient energy management, understanding charging options (Supercharging, Destination Charging, Home Charging), and optimizing battery health.

6. MAINTENANCE & TROUBLESHOOTING

Keep your Tesla Model Y in peak condition with expert guidance on routine care, diagnostics, and quick fixes for common issues.

6.1. Routine Care and Cleaning

Recommendations for exterior and interior cleaning, tire care, and general upkeep to preserve your vehicle's appearance and functionality.

6.2. Diagnostics and Warning Indicators

Understanding the vehicle's diagnostic messages and warning indicators, and what actions to take when they appear.

6.3. Common Troubleshooting Steps

Practical steps to address minor operational issues, software glitches, or connectivity problems before seeking professional assistance.

7. SPECIFICATIONS OF THE MANUAL

This section provides details regarding the publication itself, which serves as your guide.

Attribute	Detail
Publisher	VoltEdge Publishing
Publication Date	March 7, 2025
Language	English

Print Length	105 pages
ISBN-10	1300495057
ISBN-13	978-1300495055
Item Weight	5.4 ounces
Dimensions	6 x 0.24 x 9 inches

8. WARRANTY INFORMATION (MANUAL CONTENT)


This manual provides informational content regarding the Tesla Model Y. As an informational guide, it does not come with a product warranty for the vehicle itself. However, the publisher, VoltEdge Publishing, ensures the accuracy and quality of the information presented within this book at the time of publication. For specific warranty details pertaining to your Tesla Model Y vehicle, please refer to the official documentation provided by Tesla, Inc. or contact Tesla customer support directly.







9. SUPPORT & ADDITIONAL RESOURCES

- For further assistance or clarification on the topics covered in this manual, consider the following resources:
- **Official Tesla Resources:** Access the latest official Tesla Model Y owner's manual and support documentation directly from Tesla's website.
 - **Tesla Service Centers:** For vehicle-specific issues or technical support, contact your nearest authorized Tesla Service Center.
 - **Community Forums:** Engage with other Tesla owners in online forums for shared experiences and tips.
 - **Publisher Contact:** For inquiries related to the content of this book, you may contact VoltEdge Publishing through their official channels.

© 2025 VoltEdge Publishing. All rights reserved. This manual is for informational purposes only.

Related Documents - Model Y

	<p>Tesla Rear Seat Entertainment System Installation Guide: Disassembly and Assembly</p> <p>Comprehensive guide detailing the disassembly and assembly process for installing a rear seat entertainment system in a Tesla vehicle. Includes step-by-step instructions and visual aids described textually.</p>
---	--

	<p>Salt Lake City Staff Report: Tesla Solar Roof Minor Alteration Approval</p> <p>Review of a staff report from Salt Lake City recommending approval for a minor alteration to install a Tesla Solar Roof and battery backup system on a historic residence, detailing compliance with preservation standards.</p>
	<p>Tesla Vehicle Electrical Wiring Diagrams and Specifications</p> <p>Comprehensive technical documentation featuring detailed electrical wiring diagrams, schematics, and component specifications for Tesla vehicles, covering all major automotive systems.</p>
	<p>Tesla Smart Camera 360 (Speed 5S) User Manual Setup, Features, and Troubleshooting Guide</p> <p>Get started with your Tesla Smart Camera 360 (Speed 5S). This user manual provides detailed instructions for installation, Wi-Fi connection, app setup, key features like motion detection and night vision, and troubleshooting tips. Compatible with iOS and Android.</p>
 	<p>TESLA Ring G55 Uživatelský manuál a průvodce</p> <p>Komplexní uživatelský manuál pro chytrý prsten TESLA Ring G55. Zjistěte, jak nastavit, používat a spravovat vaše zařízení pro sledování aktivity, spánku a zdraví.</p>
	<p>Manual del Propietario Tesla Model S 2012-2020</p> <p>Guía completa del propietario para el Tesla Model S (2012-2020), cubriendo características, operación, mantenimiento y seguridad. Descubra todo sobre su vehículo eléctrico.</p>