

## Pinnacle Pinnacle Studio 26

# Pinnacle Studio 26 Revealed - Instruction Manual

Comprehensive Guide to Unleashing the Power of Pinnacle Studio 26

## INTRODUCTION

This manual serves as a comprehensive guide to **Pinnacle Studio 26**, a powerful video editing software. It is designed to help users, from beginners to advanced editors, understand and utilize the full range of features available in the software. The content is structured to provide practical examples and detailed explanations, enabling you to master video production with Pinnacle Studio 26.

Whether you are starting from scratch or looking to deepen your knowledge, this guide offers tutorials and insights into various aspects of video editing, including basic principles, advanced techniques, and troubleshooting.

## SOFTWARE OVERVIEW: PINNACLE STUDIO 26

Pinnacle Studio 26 is a robust video editing application developed by Corel. It offers a wide array of tools for creating professional-quality videos, from simple home movies to complex cinematic projects. Key features include multi-track editing, special effects, audio tools, and disc authoring capabilities.



# Pinnacle Studio 26

## *Revealed*

**Jeff Naylor**

Figure 1: Front cover of the "Pinnacle Studio 26 Revealed" manual, illustrating the user interface of Pinnacle Studio 26 software with various editing elements like the media library, preview window, and timeline.

## INSTALLATION AND INITIAL SETUP

Before you can begin editing, Pinnacle Studio 26 must be properly installed on your system. This section outlines the general steps for installation and initial configuration.

### System Requirements

Ensure your computer meets the minimum specifications for optimal performance:

- **Operating System:** Windows 10 (64-bit) or higher recommended.
- **Processor:** Intel Core i3 or AMD A4 series for standard video; Intel Core i7 or AMD Ryzen for HD/4K.
- **RAM:** 4 GB for standard video; 8 GB or more for HD/4K.
- **Graphics Card:** DirectX 9 (or higher) compatible graphics card with at least 128 MB VRAM.
- **Sound Card:** Windows-compatible sound card.
- **Hard Drive Space:** Minimum 8 GB for full installation.
- **Internet Connection:** Required for installation, registration, and updates.

## Installation Process

1. **Download/Insert Media:** Obtain the Pinnacle Studio 26 installer from the official website or insert the installation disc.
2. **Run Installer:** Double-click the installer file and follow the on-screen prompts.
3. **Accept License Agreement:** Read and accept the End User License Agreement.
4. **Choose Installation Type:** Select "Typical" for standard installation or "Custom" for specific component selection.
5. **Activation:** Enter your product key when prompted to activate the software. An internet connection is required for activation.
6. **Complete Installation:** Allow the installation process to finish. Restart your computer if prompted.

## CORE FUNCTIONALITY AND USAGE

---

This section delves into the primary features and workflows within Pinnacle Studio 26, guiding you through essential video editing tasks.

### Basic Principles of Editing

- **Importing Media:** Learn how to import video, audio, and image files into your project library.
- **Timeline Editing:** Understand the multi-track timeline for arranging and sequencing your clips.
- **Trimming and Cutting:** Techniques for precise editing of clip duration and removal of unwanted segments.
- **Adding Transitions:** Applying visual effects between clips for smooth scene changes.
- **Audio Mixing:** Adjusting volume levels, adding background music, and applying audio effects.

### Advanced Editing Techniques

- **Motion Titles:** Creating dynamic text overlays with animation and effects.
- **Masking:** Using masks to selectively apply effects or reveal parts of clips.
- **Motion Tracking:** Tracking objects in your video to attach text, graphics, or effects.
- **Multi-Cam Editing:** Synchronizing and switching between multiple camera angles for a single event.
- **Split Screen Templates:** Utilizing pre-designed layouts to display multiple videos simultaneously.

### Output and Sharing

- **Exporting Projects:** Rendering your finished video in various formats (e.g., MP4, AVI, MOV).
- **Working with MyDVD:** Creating interactive DVD and Blu-ray discs with menus.
- **Legacy Disc Authoring:** Understanding older disc authoring functionalities.

## TROUBLESHOOTING COMMON ISSUES

---

This section addresses frequently encountered problems and provides solutions to help you resolve them efficiently.

Problem	Possible Cause	Solution
Software crashes or freezes.	Outdated drivers, insufficient system resources, corrupted project files.	Update graphics drivers, close other applications, try opening a backup of your project, reinstall software.
Video playback is choppy.	Low system RAM, slow hard drive, high-resolution media.	Reduce preview quality, use proxy files, upgrade RAM, use an SSD.
Exported video has poor quality.	Incorrect export settings, source media quality.	Increase bitrate, select appropriate resolution and frame rate, ensure source media is high quality.
Audio is out of sync with video.	Variable frame rate footage, incorrect project settings.	Convert variable frame rate footage to constant frame rate before importing, check project frame rate settings.

## SOFTWARE MAINTENANCE AND UPDATES

---

Keeping your Pinnacle Studio 26 software updated is crucial for performance, stability, and access to new features. Regularly check for updates and apply them as recommended.

- **Checking for Updates:** Access the "Help" menu within Pinnacle Studio and select "Check for Updates."
- **Applying Patches:** Install any available patches or hotfixes, such as the 26.2.298 patch mentioned in the book's description, to address specific issues or improve functionality.
- **Driver Updates:** Ensure your graphics card and audio drivers are always up-to-date from the manufacturer's website.
- **System Optimization:** Regularly clear temporary files and defragment your hard drive (for HDDs) to maintain system performance.

## SPECIFICATIONS (MANUAL DETAILS)

---

This section provides details about the "Pinnacle Studio 26 Revealed" manual itself.

- **Publisher:** DTVPro Publishing
- **Publication Date:** September 11, 2022
- **Language:** English
- **Print Length:** 748 pages
- **ISBN-10:** 0993487181
- **ISBN-13:** 978-0993487187
- **Item Weight:** 2.31 pounds
- **Dimensions:** 7.5 x 1.69 x 9.25 inches







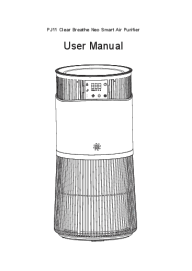

Figure 2: Back cover of the "Pinnacle Studio 26 Revealed" manual, displaying the book's description and publication details.

## SUPPORT AND RESOURCES

---

For further assistance with Pinnacle Studio 26, refer to the following resources:

- **Official Corel Support:** Visit the official Corel website for Pinnacle Studio support, FAQs, and knowledge base articles.
- **Online Forums:** Participate in user forums and communities dedicated to Pinnacle Studio for peer-to-peer support and tips.
- **In-Software Help:** Utilize the built-in help documentation within Pinnacle Studio 26 for quick reference.
- **Author's Website:** Check for any supplementary materials or updates provided by the author, Jeff Naylor.

	<p><a href="#">Pinnacle Studio 26: Frequently Asked Questions and Support</a></p> <p>Find answers to common questions about Pinnacle Studio 26 installation, system requirements, features, troubleshooting, and supported hardware. Contact Pinnacle Support for further assistance.</p>
	<p><a href="#">How to Enable and Connect to WiFi on the 2nd Gen Pinnacle Dash Cam</a></p> <p>Step-by-step guide on enabling and connecting to WiFi for the 2nd Gen Pinnacle Dash Cam using the TimaCam app.</p>
	<p><a href="#">Pinnacle Compact Short Dryer Model 21-852 Owner's Manual</a></p> <p>This owner's manual provides essential information for the Pinnacle Compact Short Dryer (Model 21-852), including warranty details, installation, operation, maintenance, and troubleshooting guides.</p>
	<p><a href="#">PINNACLE Grill Lifetime Warranty and Product Care Guide</a></p> <p>Detailed care instructions and lifetime warranty information for the PINNACLE Grill Line barbecues, including cleaning tips, part guarantees, and contact details.</p>
	<p><a href="#">PJ11 Clear Breathe Neo Smart Air Purifier User Manual</a></p> <p>User manual for the PJ11 Clear Breathe Neo Smart Air Purifier, detailing setup, operation, features, maintenance, troubleshooting, and safety guidelines for optimal air quality.</p>
	<p><a href="#">Pinnacle Compact Short Dryer 21-852 Specifications and Features</a></p> <p>Detailed specifications and features for the Pinnacle Compact Short Dryer model 21-852, including drying programs, capacity, dimensions, warranty, and certifications. Learn about this quality innovative appliance.</p>