

## Manuals+

[Q & A](#) | [Deep Search](#) | [Upload](#)

manuals.plus /

- › [Volkswagen](#) /
- › [Volkswagen Beetle and Karmann Ghia Service Manual, Type 1: 1966, 1967, 1968, 1969](#)

## Volkswagen Type 1: 1966, 1967, 1968, 1969

# Volkswagen Beetle and Karmann Ghia Service Manual

Official Service Manual for Type 1: 1966, 1967, 1968, 1969 Models

## INTRODUCTION AND OVERVIEW




Image: Front cover of the Volkswagen Beetle and Karmann Ghia Service Manual, featuring the title and outlines of a Beetle and Karmann Ghia car.

This service manual is an indispensable resource for both do-it-yourself owners and professional mechanics working on Volkswagen Beetle and Karmann Ghia Type 1 models from 1966 to 1969. It provides clear explanations, detailed illustrations, and comprehensive service steps to assist in the maintenance and repair of these classic vehicles.

The manual is designed to offer thorough and reliable information, building on the reputation for clarity and indispensability established by Bentley manuals. It covers a wide range of topics essential for keeping your air-cooled Volkswagen in optimal condition.

## USING THIS MANUAL

To effectively utilize this service manual, it is recommended to read through the relevant sections before beginning any work. The manual is structured to guide users through various procedures with step-by-step instructions and supporting visuals.

- **Clear Explanations:** Each procedure is described in an easy-to-understand manner.
- **Detailed Illustrations:** Visual aids accompany text to clarify complex steps and component locations.
- **Service Steps:** Procedures are broken down into manageable, sequential steps.
- **Troubleshooting Tips:** Time-saving tips are included to help diagnose and resolve common issues.

Familiarity with basic automotive tools and safety practices is assumed. Always prioritize safety when performing any maintenance or repair work.

## GENERAL MAINTENANCE AND REPAIR PROCEDURES

This manual covers a broad spectrum of maintenance and repair tasks for your Volkswagen Beetle or Karmann Ghia. Key areas addressed include:

- **Wiring Diagrams:** Complete diagrams are provided, including those for 6-volt electrical systems, to assist with electrical diagnostics and repairs.
- **Convertible Top Repair:** Detailed instructions for the repair and maintenance of convertible tops.
- **Carburetor Rebuilding:** Comprehensive guidance for rebuilding 30 PICT-1 and 30 PICT-2 carburetors, ensuring proper fuel delivery and engine performance.
- **Engine Systems:** Information on various engine components and their service requirements.
- **Chassis and Suspension:** Procedures for maintaining and repairing the vehicle's chassis and suspension systems.
- **Brake System:** Instructions for inspection, maintenance, and repair of the braking system.

Each section is designed to provide the necessary information for accurate and effective repairs, helping to extend the life and reliability of your vehicle.

## TROUBLESHOOTING

The manual includes comprehensive specifications and troubleshooting tables for every year and model covered. These tables are invaluable for diagnosing problems efficiently.

When encountering an issue, refer to the relevant troubleshooting section. These sections typically provide:

- **Symptom-Based Diagnosis:** A list of common symptoms and their potential causes.
- **Diagnostic Procedures:** Steps to systematically identify the root cause of a problem.
- **Corrective Actions:** Recommended repairs or adjustments for identified issues.

Utilizing these tables can significantly reduce diagnostic time and ensure that the correct repair is performed.

## SPECIFICATIONS

This section provides key specifications and details regarding the service manual itself.

Attribute	Detail
Publisher	Robert Bentley, Inc
Publication Date	June 1, 1965
Language	English
Print Length	512 pages
ISBN-10	0837616468

ISBN-13	978-0837616469
Item Weight	3.11 pounds
Dimensions	8.68 x 1.25 x 11.18 inches





SUPPORT INFORMATION


For inquiries regarding the content or publication of this service manual, please contact the publisher directly. This manual is a printed publication and does not typically come with a product warranty in the traditional sense for a physical item.

Publisher: Robert Bentley, Inc.

For additional resources or related publications, you may visit the publisher's official website or consult reputable automotive book retailers.

Related Documents - Type 1: 1966, 1967, 1968, 1969

	<p><a href="#">Volkswagen New Beetle (1998-2011) Fuse Box Diagrams and Relay Assignments</a></p> <p>Comprehensive guide detailing fuse box locations, fuse diagrams, and relay assignments for the Volkswagen New Beetle models manufactured between 1998 and 2011. Includes fuse color codes, amperage ratings, and specific component functions.</p>
	<p><a href="#">Volkswagen Beetle Ride-On Toy Owner's Manual and Assembly Guide</a></p> <p>Comprehensive owner's manual and assembly instructions for the Volkswagen Beetle ride-on toy by Pinghu Little Sun Childs Vehicles Co., Ltd. Includes specifications, safety guidelines, operation instructions, remote control usage, charging information, and troubleshooting.</p>
	<p><a href="#">Volkswagen Vanagon and Quantum Body Repair Information (1982-1985)</a></p> <p>Official body repair manual for Volkswagen Vanagon and Quantum vehicles (1982-1985). Provides detailed procedures, cutting lines, tool requirements, safety guidelines, and technical specifications for bodywork.</p>
	<p><a href="#">Volkswagen Fox 2004 Workshop Manual: 3-Cylinder Injection Engine</a></p> <p>Comprehensive workshop manual for the Volkswagen Fox 2004, detailing the 3-cylinder injection engine. Covers technical data, engine repair, fuel system, ignition, exhaust, cooling, and lubrication systems for mechanics and technicians.</p>

<div><div>Service</div><div><div>Workshop Manual</div><div>Golf Variant 2007 -</div><div>Golf Variant 2010 -</div><div>Jetta 2005 -</div><div>Jetta 2011 -</div><div>Technical Data - Special Information</div></div><div></div><div>Service Department, Technical Information</div></div>	<p><a href="#">Volkswagen Golf Variant &amp; Jetta Electrical System Workshop Manual (2005-2011)</a></p> <p>This workshop manual provides detailed technical information for the electrical systems of Volkswagen Golf Variant (2007, 2010) and Jetta (2005, 2011) models. It serves as a vital resource for service technicians and mechanics, offering in-depth procedures for diagnostics, maintenance, and repair.</p>
<div><div>Section F</div><div>Gas Heater</div><div><div>3.1 Description of Heater</div><div>3.2 Troubleshooting Heater</div><div>3.3 Testing and Adjusting</div><div>3.4 Air Ducts</div><div>3.5 Assembly and Disassembly</div><div>3.6 Fuel pump</div><div>3.7 Combustion Blower</div></div><div>carbayn.com</div></div>	<p><a href="#">Volkswagen BN 4 Gas Heater Technical Guide</a></p> <p>Comprehensive technical guide for Volkswagen BN 4 Gas Heaters, covering Type 1/Model 181 and Type 2. Details components, operation, troubleshooting, and specifications for automotive heating systems.</p>