

Volkswagen Jetta

Volkswagen Jetta 1998 Owner's Manual

Comprehensive Guide for Your Vehicle



INTRODUCTION

This manual provides essential information for the operation, maintenance, and care of your 1998 Volkswagen Jetta. Familiarizing yourself with its contents will help ensure safe and efficient use of your vehicle and prolong its lifespan. Please read this manual thoroughly before operating your vehicle.

GETTING STARTED

Upon acquiring your Volkswagen Jetta, it is recommended to perform initial checks and familiarize yourself with key controls.

- **Key Functions:** Understand the functions of your vehicle keys, including remote entry and ignition.
- **Seat and Mirror Adjustment:** Adjust your driver's seat and mirrors for optimal visibility and comfort before driving.
- **Dashboard Indicators:** Learn the meaning of various warning and indicator lights on your instrument cluster.

Owner's Manual

1998 Jetta



Image: Front cover of the Volkswagen Jetta 1998 Owner's Manual. The cover displays "Owner's Manual" in dark grey text and "1998 Jetta" in blue text. A metallic Volkswagen logo keychain is visible on the right side of the cover, with a smaller blue Volkswagen logo in the bottom left corner.

OPERATING YOUR VEHICLE

This section covers the basic operation of your Jetta.

1. **Starting the Engine:** Insert the key into the ignition and turn it to the 'START' position. Release the key once the engine starts.
2. **Transmission:** Familiarize yourself with the gear selector for both manual and automatic transmissions. Always apply the parking brake when parking.
3. **Lighting System:** Understand how to operate headlights, turn signals, and hazard lights.
4. **Climate Control:** Instructions for using the heating, ventilation, and air conditioning system.

MAINTENANCE

Regular maintenance is crucial for the longevity and performance of your Volkswagen Jetta.

- **Oil Changes:** Adhere to the recommended oil change intervals specified in your service schedule.
- **Tire Care:** Regularly check tire pressure and tread depth. Rotate tires as recommended.
- **Fluid Levels:** Periodically inspect engine oil, coolant, brake fluid, and windshield washer fluid levels.
- **Brake System:** Have your brake system inspected regularly by a qualified technician.

TROUBLESHOOTING COMMON ISSUES

This section addresses minor issues you might encounter.

| Symptom | Possible Cause | Solution |
|---------------------------|--|--|
| Engine will not start | Dead battery, empty fuel tank, faulty starter. | Check battery terminals, add fuel, or consult a mechanic. |
| Warning light illuminated | Low fluid level, engine malfunction, electrical issue. | Refer to the dashboard indicator section or seek professional diagnosis. |

SPECIFICATIONS

Key specifications for the 1998 Volkswagen Jetta Owner's Manual:



- **Publisher:** Bentley Pub
- **Publication Date:** January 1, 1998
- **Language:** English
- **Print Length:** 192 pages
- **ISBN-10:** 083760950X
- **ISBN-13:** 978-0837609508
- **Item Weight:** 1.11 pounds
- **Dimensions:** 8.3 x 5.8 x 0.35 inches

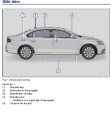



WARRANTY AND SUPPORT

This owner's manual provides general guidance. For specific warranty information, service schedules, and technical support related to your 1998 Volkswagen Jetta, please refer to the official Volkswagen manufacturer's documentation or contact an authorized Volkswagen service center. This manual itself does not imply or provide any warranty.



Related Documents - Jetta

| | |
|---|---|
|  | <p>Volkswagen Golf Variant & Jetta Heating and Air Conditioning Service Manual</p> <p>Comprehensive workshop and service manual for Volkswagen Golf Variant (2007, 2010) and Jetta (2005, 2011) models, focusing on heating and air conditioning systems. Includes repair procedures, diagrams, and technical specifications.</p> |
|  | <p>2023 Volkswagen Jetta Owner's Manual and Quick Start Guide</p> <p>Comprehensive guide for the 2023 Volkswagen Jetta, covering owner's manual information, quick start instructions, features, and safety. Learn about your new Jetta.</p> |

| | |
|--|--|
|  <p>Service</p> | <p>Volkswagen Jetta 2015 Owner's Manual: Comprehensive Guide to Vehicle Features and Operation</p> <p>Explore the 2015 Volkswagen Jetta owner's manual. This guide provides detailed information on vehicle operation, safety features, controls, maintenance, and more for your Jetta.</p> |
|  <p>Service</p> | <p>Volkswagen Golf Variant & Jetta: Heating and Air Conditioning Workshop Manual</p> <p>Comprehensive workshop manual from Volkswagen AG for the heating and air conditioning systems of Golf Variant (2007, 2010) and Jetta (2005, 2011) models. Provides repair procedures and technical data for mechanics.</p> |
|  <p>Service</p> | <p>Volkswagen Golf Variant & Jetta Heating and Air Conditioning Workshop Manual (2005-2011)</p> <p>Detailed workshop manual for Volkswagen Golf Variant (2007, 2010) and Jetta (2005, 2011) models, covering heating and air conditioning system repair, maintenance, and troubleshooting.</p> |
|  <p>Service</p> | <p>Volkswagen Golf Variant & Jetta Heating and Air Conditioning Workshop Manual 2007-2011</p> <p>Comprehensive workshop manual for Volkswagen Golf Variant (2007, 2010) and Jetta (2005, 2011) models, detailing repair and maintenance procedures for heating and air conditioning systems. Edition April 2010.</p> |