

## Chilton Ram 50, D50, Arrow (1979-1993)

# Chilton Total Car Care Repair Manual: Dodge Ram 50, D50, and Plymouth Arrow (1979-1993)

Comprehensive Automotive Repair and Maintenance Instructions

## INTRODUCTION AND OVERVIEW

This Chilton Total Car Care manual provides complete, step-by-step automotive repair procedures for Dodge Ram 50, D50, and Plymouth Arrow vehicles manufactured between 1979 and 1993. It covers all U.S. and Canadian models, offering detailed specifications, exploded views, and numerous photographs to guide users through various repair and maintenance tasks. The manual is designed to assist both novice and experienced mechanics in performing vehicle service with confidence.

20800

# CHRYSLER RAM 50/D50/ARROW 1979-93 REPAIR MANUAL

CHILTON

Covers all U.S. and Canadian models of  
Dodge Ram 50, D50 and Plymouth Arrow



*The First Step In Repair*

INCLUDES  
WIRING AND VACUUM  
DIAGRAMS

**Image 1:** Front cover of the Chilton Total Car Care Repair Manual. The cover displays a red and silver Dodge Ram 50 pickup truck and indicates coverage for Dodge Ram 50, D50, and Plymouth Arrow models from 1979-1993. It also highlights the inclusion of wiring and vacuum diagrams.

## HOW TO USE THIS MANUAL

The manual is structured to facilitate easy navigation and understanding of complex repair processes. Each procedure is presented in a clear, sequential manner, complemented by illustrations and photographs. Key features include:

- **Step-by-Step Instructions:** Detailed guidance for every repair and maintenance task.
- **Photographs and Illustrations:** Visual aids to clarify procedures and component locations.
- **Troubleshooting Section:** Helps identify specific problems and their potential solutions.
- **Tips:** Provides valuable shortcuts and alternative methods to simplify tasks.
- **Notes, Cautions, and Warnings:** Important information for safety and proper procedure execution.
- **Comprehensive Index:** Allows for quick location of specific topics and procedures.

# CHILTON'S Total Car Care<sup>TM</sup>

...For The Do-It-Yourselfer

Total Car Care is the most complete, step-by-step automotive repair manual you'll ever use. All repair procedures are supported by detailed specifications, exploded views, and photographs.

Here are just a few of the items in this manual that make your repair jobs easier:

- Expanded index to quickly locate information
- Vacuum diagrams
- Wiring diagrams
- Diagnostic charts
- Troubleshooting charts
- A glossary to identify those unfamiliar terms

From the simplest repair procedure to the most complex, trust Chilton's Total Car Care to give you everything you need to do the job.

Save time and money by doing it yourself, with the confidence only a Chilton Repair Manual can provide.

799-2803



UPC

ABCODE  
FGHJ



•General Information •Routine  
Maintenance & Tune-Up •Engine &  
Engine Overhaul •Driveability &  
Emission Controls •Trouble Codes &  
Diagnostics •Fuel System •Chassis  
Electrical •Drive  
Train •Suspension  
& Steering  
•Brakes •Body  
•Glossary



ISBN-13: 978-0-8019-9089-2

ISBN 0-8019-9089-0



EAN

9 0000

**Image 2:** Back cover of the Chilton Total Car Care Repair Manual. This image displays a list of covered topics such as General Information, Routine Maintenance & Tune-Up, Engine & Engine Overhaul, Driveability & Emission Controls, Troubleshooting Codes & Diagnostics, Fuel System, Chassis, Electrical, Drive Train, Suspension & Steering, Brakes, Body, and Glossary. It also features example images of mechanics working on vehicles, illustrating the practical nature of



## VEHICLE MAINTENANCE PROCEDURES

---

This manual covers a wide range of maintenance and repair procedures for your vehicle, ensuring you have the necessary information to keep it in optimal condition. Topics include:

- General Information
- Routine Maintenance and Tune-Up
- Engine and Engine Overhaul
- Driveability and Emission Controls
- Electrical Systems
- Drive Train Components
- Suspension and Steering Systems
- Brake System Service
- Body Repair and Maintenance

## TROUBLESHOOTING AND DIAGNOSTICS

---

To assist in diagnosing vehicle issues, the manual includes a dedicated troubleshooting section. This section features:

- Troubleshooting charts to help pinpoint problems.
- Diagnostic charts for various systems.
- Color spark plug diagnosis for engine health assessment.
- Expanded index for quick location of specific information.
- A glossary to define unfamiliar terms.

## SPECIFICATIONS


---

### Manual Details:

- **Publisher:** Cengage Learning
- **Publication Date:** February 1, 1998
- **Edition:** 1st
- **Language:** English
- **Print Length:** 550 pages
- **ISBN-10:** [0801990890](#)
- **ISBN-13:** [978-0801990892](#)
- **Item Weight:** 1.9 pounds
- **Dimensions:** 8.13 x 1.04 x 10.89 inches

### Vehicle Coverage:

- Dodge Ram 50 (1979-1993)
- Dodge D50 (1979-1993)
- Plymouth Arrow (1979-1993)









**Image 3:** A side view of the Chilton Repair Manual, held by a hand, with a ruler indicating its dimensions of 11 inches (27 cm) in height. This image provides a visual reference for the physical size of the manual.

## SUPPORT AND ADDITIONAL RESOURCES

For further assistance or inquiries regarding Chilton manuals, please refer to the publisher's official resources. Chilton is a recognized provider of automotive repair information, offering extensive coverage for various vehicle makes and models. While specific warranty information for this publication is not provided, the manual is designed to be a reliable and comprehensive guide for vehicle maintenance and repair.

## Related Documents - Ram 50, D50, Arrow (1979-1993)

 <p><b>Toyota Tacoma 2005-2009 (Chilton's Total Car Care Repair Manuals)</b></p> <p>Chilton's Total Car Care Repair Manuals provide comprehensive, step-by-step procedures, specifications, and guidance to maintain and repair your vehicle. This manual covers all major systems, including engine, transmission, suspension, steering, and brakes. It also includes detailed information on safety, emissions, and electrical systems. The manual is designed to be a reliable and comprehensive guide for vehicle maintenance and repair.</p>	<p><a href="#">Toyota Tacoma 2005-2009 Chilton Repair Manual - Total Car Care Guide</a></p> <p>Comprehensive Chilton's Total Car Care repair manual for Toyota Tacoma 2005-2009 models. Get detailed step-by-step procedures, specifications, and guidance to maintain and repair your vehicle.</p>
 <p><b>Volkswagen Cabriolet Relay and Fuse Diagrams &amp; Electrical System Guide</b></p> <p>This guide provides detailed information on the electrical system of the Volkswagen Cabriolet, including relay and fuse diagrams, pin-outs, current flow diagrams, ground locations, and wire size conversions for various model years (1979-1993).</p>	<p><a href="#">Volkswagen Cabriolet Relay and Fuse Diagrams &amp; Electrical System Guide</a></p> <p>A comprehensive DIY guide for Volkswagen Cabriolet owners, detailing relay and fuse panel diagrams, pin-outs, current flow diagrams, ground locations, and wire size conversions for various model years (1979-1993).</p>

	<p><a href="#">Dorman 740-674 Window Regulator Installation and Removal Instructions for Ford F-Series Pickup &amp; Bronco (1980-96)</a></p> <p>Step-by-step guide for installing and removing the Dorman 740-674 window regulator for Ford F-Series Pickup and Bronco models from 1980 to 1996. Includes tools required, general tips, and detailed instructions.</p>
	<p><a href="#">Flex-a-lite Black Magic 175 Electric Fan Installation Guide for Ford Mustang 5.0 (1979-1993)</a></p> <p>Detailed installation instructions for the Flex-a-lite Black Magic 175 electric fan kit, designed for Ford Mustang 5.0 models from 1979 to 1993. Includes wiring, mounting, and temperature control setup.</p>
	<p><a href="#">Retro Sound Wiring Harness and Bracket Installation Guide</a></p> <p>Comprehensive guide for Retro Sound wiring harnesses and 264/269 bracket kits, detailing vehicle compatibility and installation procedures for car radios.</p>
	<p><a href="#">Skyjacker 8" Suspension Lift Installation Instructions for 1980-1996 Ford F-150 Bronco 4WD</a></p> <p>Comprehensive installation guide for the Skyjacker 8-inch suspension lift kit for 1980-1996 Ford F-150 and Bronco 4WD vehicles. This manual provides detailed, step-by-step instructions, safety warnings, and technical notes for a successful lift kit installation.</p>