

Chilton Mitsubishi Eclipse 1990-1998

Chilton Repair Manual for Mitsubishi Eclipse (1990-1998)

Comprehensive Automotive Repair and Maintenance Instructions

INTRODUCTION

This Chilton Total Car Care manual is designed to provide complete, step-by-step automotive repair and maintenance procedures for Mitsubishi Eclipse models manufactured between 1990 and 1998. It covers all U.S. and Canadian models, including the Eagle Talon and Plymouth Laser, offering detailed specifications, exploded views, and photographs to guide users through various tasks. From basic maintenance to complex repairs, this manual aims to equip individuals with the necessary information to perform work confidently, saving both time and money.

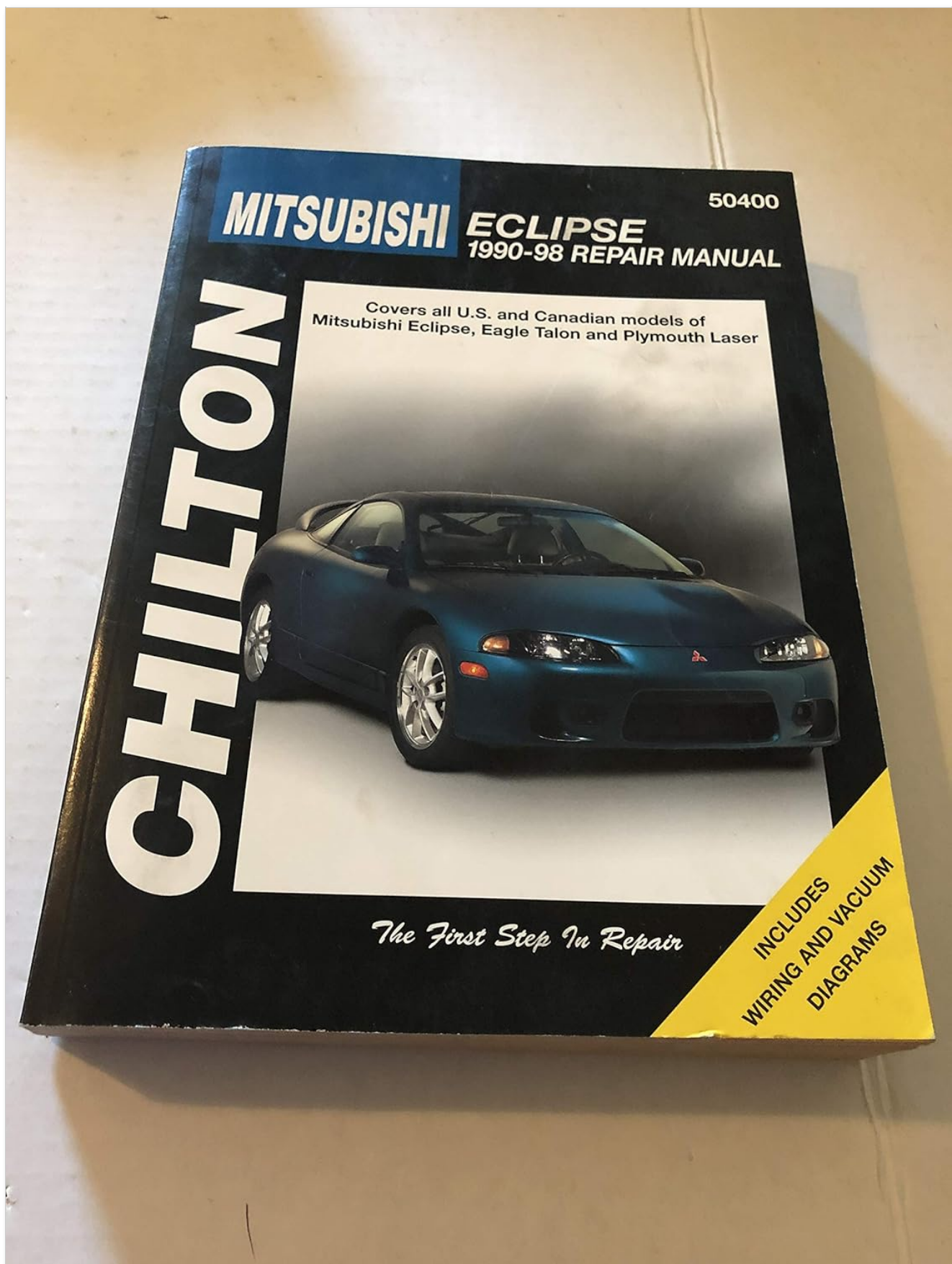


Image 1: Front cover of the Chilton Repair Manual for Mitsubishi Eclipse, 1990-1998. The cover features a blue Mitsubishi Eclipse and highlights that it includes wiring and vacuum diagrams.

MANUAL FEATURES AND CONTENT OVERVIEW

Each manual offers comprehensive coverage with easy-to-follow, step-by-step instructions linked to hundreds of photographs and illustrations. Key sections include:

- **General Information:** Provides foundational knowledge about the vehicle.
- **Routine Maintenance & Tune-Up:** Essential procedures for regular vehicle upkeep.
- **Engine Overhaul:** Detailed instructions for engine disassembly, inspection, and reassembly.
- **Driveability & Emission Controls:** Information on vehicle performance and emission system diagnostics.
- **Trouble Codes & Diagnostics:** Guidance on interpreting diagnostic trouble codes and troubleshooting common issues.
- **Fuel System:** Coverage of fuel delivery and injection systems.
- **Chassis:** Details on the vehicle's structural components.
- **Electrical Drive Train:** Wiring and electrical component information for the powertrain.
- **Suspension & Steering:** Procedures for maintaining and repairing suspension and steering components.
- **Brakes:** Instructions for brake system service and repair.
- **Body:** Information related to the vehicle's exterior and interior body components.
- **Glossary:** Definitions of technical terms used throughout the manual.

Additionally, the manual includes a troubleshooting section to help identify specific problems, tips for shortcuts, and notes, cautions, and warnings for the home mechanic. A color spark plug diagnosis guide and an easy-to-use index are also provided.

CHILTON'S *Total Car Care*TM

...For The Do-It-Yourselfer

Total Car Care is the most complete, step-by-step automotive repair manual you'll ever use. All repair procedures are supported by detailed specifications, exploded views, and photographs.

Here are just a few of the items in this manual that make your repair jobs easier:

- Expanded index to quickly locate information
- Vacuum diagrams
- Wiring diagrams
- Diagnostic charts
- Troubleshooting charts
- A glossary to identify those unfamiliar terms

From the simplest repair procedure to the most complex, trust Chilton's Total Car Care to give you everything you need to do the job.

Save time and money by doing it yourself, with the confidence only a Chilton Repair Manual can provide.

799-2897

ISBN 0-8019-8957-4

UPC




0 35675 08415 4

ABCDE
FGHIJ



•General Information •Routine
Maintenance & Tune-Up •Engine &
Engine Overhaul •Driveability &
Emission Controls •Trouble Codes &
Diagnostics •Fuel System •Chassis
Electrical •Drive
Train •Suspension
& Steering
•Brakes •Body
•Glossary



ISBN 0-8019-8957-4

EAN



9 780801 989575

90000



Image 2: Back cover of the Chilton Repair Manual. It lists the main sections covered, such as General Information, Routine Maintenance, Engine Overhaul, and includes a UPC barcode.

SPECIFICATIONS

This section provides key publication details and physical specifications for the manual.

Specification	Detail
Publisher	Cengage Learning
Publication Date	April 1, 1998
Edition	1st
Language	English
Print Length	550 pages
ISBN-10	0801989574
ISBN-13	978-0801989575
Item Weight	1.72 pounds
Dimensions	8.5 x 1.25 x 11.25 inches

PUBLISHER INFORMATION

This manual is published by Cengage Learning under the Chilton brand. Chilton is a registered trademark of W.G. Nichols, Inc., and has been licensed to Haynes North America, Inc. The publication details are as follows:

CHILTON'S

MITSUBISHI

ECLIPSE

1990-98 REPAIR MANUAL

Covers all U.S. and Canadian models of
Mitsubishi Eclipse, Eagle Talon and
Plymouth Laser

by Christine Sheeky, S.A.E.

CHILTON *Automotive Books*

PUBLISHED BY HAYNES NORTH AMERICA, Inc.



Manufactured in USA
© 1998 Haynes North America, Inc.
ISBN 0-8019-8957-4
Library of Congress Catalog Card No. 97-78115
7890123456 9876543210

Haynes Publishing Group
Sparkford Nr Yeovil
Somerset BA22 7JJ England

Haynes North America, Inc
861 Lawrence Drive
Newbury Park
California 91320 USA

ABCDE
FGHIJ

8E1

Chilton is a registered trademark of W.G. Nichols, Inc., and has been licensed to Haynes North America, Inc.

Image 3: Inside page of the Chilton Repair Manual displaying copyright information, publisher details (Haynes North America, Inc.), and ISBNs.

Published by: Haynes North America, Inc.

Copyright: © 1998 Haynes North America, Inc.

ISBN-10: 0-8019-8957-4





ISBN-13: 978-0801989575

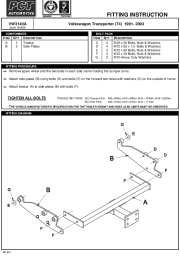

SUPPORT AND WARRANTY

For any inquiries regarding the content of this manual or for technical support, please refer to the publisher, Chilton / Cengage Learning. Specific warranty information for the manual itself is not provided within the product details, but the manual is intended as a reliable guide for vehicle repair and maintenance.

Contact information for the publisher can typically be found on their official website or within the initial pages of the manual.

Related Documents - Mitsubishi Eclipse 1990-1998

 <p>After installation Toyota Tacoma 2005-2009 Chilton's Total Car Care Repair Manual</p> <p>Toyota Tacoma 2005-2009 (Chilton's Total Car Care Repair Manual)</p> <p>File: Toyota Tacoma 2005-2009 Chilton's Total Car Care Repair Manual Size: 10.5 MB Category: Chilton's Total Car Care Repair Manual Rating: 4.5/5 (10 reviews)</p> <p>Read the full description of this manual, including the detailed table of contents and the complete list of vehicles covered by this manual. This manual is a comprehensive guide for the repair and maintenance of your Toyota Tacoma 2005-2009. It includes detailed step-by-step procedures, specifications, and guidance to maintain and repair your vehicle. The manual is written in a clear, easy-to-understand format, making it a valuable resource for anyone who owns a Toyota Tacoma 2005-2009.</p>	<p>Toyota Tacoma 2005-2009 Chilton Repair Manual - Total Car Care Guide</p> <p>Comprehensive Chilton's Total Car Care repair manual for Toyota Tacoma 2005-2009 models. Get detailed step-by-step procedures, specifications, and guidance to maintain and repair your vehicle.</p>
 <p>STOP - Important Notice</p> <p>Clutch Master Cylinder Failure 1993-88 GM 'C' and 'K' Pickups</p> <p>This notice is intended to inform you of a potential safety hazard. It is not intended to be a substitute for the instructions in the repair manual. If you are not sure of the correct procedure, please consult a qualified mechanic. The clutch master cylinder is a critical component of the clutch system. If it fails, it can result in a loss of clutch function, which can be dangerous. This notice describes the symptoms of a failing clutch master cylinder and provides instructions on how to inspect and replace it. It also includes information on the proper lubrication of the clutch master cylinder.</p>	<p>STOP - Important Notice: Clutch Master Cylinder Failure in GM 'C' and 'K' Pickups (1993-1988)</p> <p>Important notice regarding clutch master cylinder failure in 1993-1988 GM 'C' and 'K' pickup trucks. Discusses causes, symptoms, and maintenance recommendations, including lubrication of the grease zerk/fitting.</p>
 <p>INSTALLATION METHODS FOR HEAD STUD KIT Application: 1989-1998 5.9L DODGE CUMMINS 12V</p> <p>GET TO ACTION!</p> <p>This installation guide provides detailed instructions for the installation of the SPELAB head stud kit on 1989-1998 Dodge Cummins 5.9L 12V engines. It includes step-by-step instructions, torque specifications, and textual descriptions of critical components and sequences. The guide is written in a clear, easy-to-understand format, making it a valuable resource for anyone who owns a 1989-1998 Dodge Cummins 5.9L 12V engine.</p>	<p>Head Stud Kit Installation for 1989-1998 Dodge Cummins 5.9L 12V</p> <p>Comprehensive installation guide for SPELAB head stud kits on 1989-1998 Dodge Cummins 5.9L 12V engines. Includes step-by-step instructions, torque specifications, and textual descriptions of critical components and sequences.</p>
 <p>Fault Codes</p> <p>Volkswagen / Audi / Seat / Skoda Instructions Model Years 1988-1998</p> <p>This manual provides a comprehensive guide to Diagnostic Trouble Codes (DTCs) for Volkswagen, Audi, Seat, and Skoda vehicles (1988-1998). It includes VAG and SAE codes, malfunction text, and MIL conditions. The manual is written in a clear, easy-to-understand format, making it a valuable resource for anyone who owns a Volkswagen, Audi, Seat, or Skoda vehicle (1988-1998).</p>	<p>Volkswagen, Audi, Seat, Skoda Fault Codes & DTC Guide (1988-1998)</p> <p>Comprehensive guide to Diagnostic Trouble Codes (DTCs) for Volkswagen, Audi, Seat, and Skoda vehicles (1988-1998). Includes VAG and SAE codes, malfunction text, and MIL conditions. Published by Baum Tools Unlimited Inc.</p>

	<p>PCT Automotive VW3140A Towbar Fitting Instructions for Volkswagen Transporter T4 (1991-2003)</p> <p>This document provides fitting instructions for the PCT Automotive VW3140A towbar kit, compatible with Volkswagen Transporter T4 models from 1991 to 2003. It details the components, bolt pack contents, step-by-step installation procedures, and essential torque settings. Vehicle-specific trailer weight and nose load limits must be observed.</p>
	<p>Renault Clio (1991-1998) Towbar RN3078A Fitting Instructions PCT Automotive</p> <p>Comprehensive fitting instructions for the PCT Automotive RN3078A towbar for Renault Clio (1991-1998) models, including components, bolt pack, torque settings, and guarantee information.</p>