

Manuals+

[Q & A](#) | [Deep Search](#) | [Upload](#)

manuals.plus /

- › [Paramount](#) /
- › [Superstar DVD User Manual](#)

Paramount 0792162803

Superstar DVD User Manual

Comprehensive guide for your Superstar DVD.

PRODUCT OVERVIEW

The Superstar DVD features the comedic film "Superstar," based on the popular Saturday Night Live sketch. It stars Molly Shannon as Mary Katherine Gallagher and Will Ferrell. This manual provides instructions for optimal playback and care of your DVD.

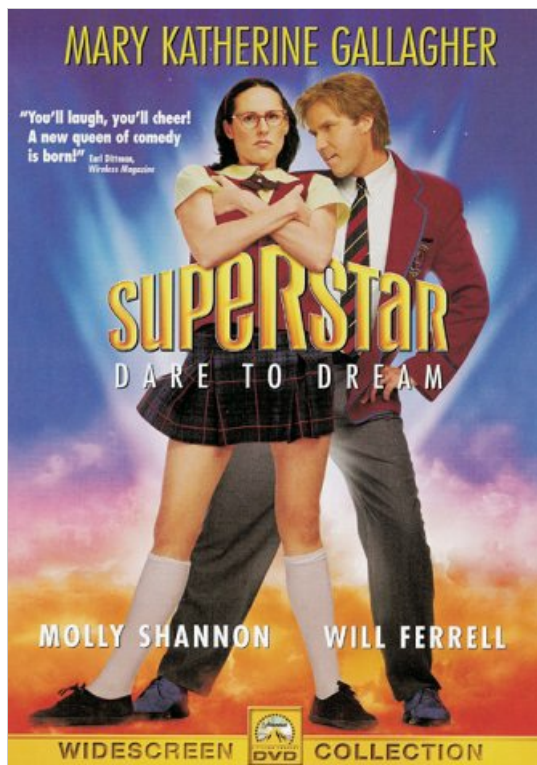


Image: Front cover of the Superstar DVD. It shows Molly Shannon as Mary Katherine Gallagher in a school uniform, with Will Ferrell behind her. The title "SUPERSTAR DARE TO DREAM" is prominently displayed.

SETUP

To begin watching your Superstar DVD, follow these steps:

1. Ensure your DVD player is connected to your television or display device. Refer to your DVD player's manual for

connection instructions (e.g., HDMI, RCA cables).

2. Power on your television and select the correct input source for your DVD player.
3. Power on your DVD player.
4. Gently open the DVD player tray or slot.
5. Insert the Superstar DVD with the label side facing up (or as indicated by your player).
6. Close the DVD player tray or allow the disc to be drawn into the slot. The player should automatically begin reading the disc.

OPERATING

Once the DVD is loaded, you can navigate and control playback using your DVD player's remote control.

- **Play/Pause:** Press the **PLAY** button to start playback or resume from a pause. Press **PAUSE** to temporarily stop playback.
- **Stop:** Press the **STOP** button to end playback and return to the disc's main menu or stop screen.
- **Fast Forward/Rewind:** Use the **FF (Fast Forward)** and **REW (Rewind)** buttons to quickly scan through the movie.
- **Chapter Skip:** Use the **NEXT CHAPTER** or **PREVIOUS CHAPTER** buttons to jump between predefined chapters of the movie.
- **Menu:** Press the **MENU** or **TOP MENU** button to access the DVD's main menu, where you can select scenes, special features, audio tracks, and subtitles.
- **Audio/Subtitle Selection:** On the main menu or during playback, use the **AUDIO** and **SUBTITLE** buttons (if available on your remote) to cycle through available language tracks and subtitle options. This DVD supports English audio and English subtitles.

MAINTENANCE

Proper care will extend the life of your DVD and ensure optimal playback quality.

- **Handling:** Always hold the DVD by its edges or by placing a finger through the center hole. Avoid touching the shiny playback surface.
- **Cleaning:** If the disc becomes dirty or smudged, gently wipe it with a soft, lint-free cloth (e.g., microfiber) from the center outwards. Do not use abrasive materials or harsh cleaning chemicals.
- **Storage:** Store the DVD in its original case when not in use to protect it from dust, scratches, and direct sunlight. Keep discs away from extreme temperatures and humidity.
- **Avoid Scratches:** Do not stack discs without their cases or place them on rough surfaces.

TROUBLESHOOTING

If you encounter issues while playing your Superstar DVD, consider the following common solutions:

Problem	Solution
---------	----------

Problem	Solution
Disc not playing or loading	Ensure the disc is inserted correctly (label side up). Clean the disc surface for smudges or dirt. Try playing another DVD to confirm your player is functioning correctly. Restart your DVD player by unplugging it for a minute and plugging it back in.
No audio or video	Check all cable connections between the DVD player and your TV/audio system. Ensure your TV is on the correct input source. Verify that the TV and DVD player volume are not muted or set too low. Check the audio settings on the DVD's menu.
Disc skipping or freezing	Clean the disc thoroughly for any dust or fingerprints. Inspect the disc for deep scratches. Severe scratches may prevent proper playback. Ensure the DVD player is on a stable, level surface to prevent vibrations.

SPECIFICATIONS

Key technical details for the Superstar DVD (Model: 0792162803):







- **Format:** DVD
- **Aspect Ratio:** 1.85:1
- **MPAA Rating:** PG-13 (Parents Strongly Cautioned)
- **Run Time:** 1 hour and 21 minutes
- **Release Date:** January 1, 1999
- **Actors:** Molly Shannon, Will Ferrell
- **Director:** Bruce McCulloch
- **Media Format:** Closed-captioned, Color, Multiple Formats, Anamorphic, Dolby, NTSC, Widescreen
- **Dubbed Language:** English
- **Subtitle Language:** English
- **Audio Language:** English (Dolby Digital 2.0 Surround), Unqualified (DTS ES 6.1), English (Dolby Digital 5.1)
- **Studio:** Paramount
- **Number of Discs:** 1
- **Product Dimensions:** 7.5 x 5.5 x 0.75 inches; 3.04 ounces

WARRANTY AND SUPPORT

This DVD is typically covered by the retailer's return policy for defective items. Please refer to the specific return and exchange policies of the store where you purchased this DVD.

For technical issues related to your DVD player or home theater system, please consult the instruction manual provided with your equipment or contact the manufacturer of your device.

For inquiries regarding the content of the film "Superstar," please refer to publicly available information or official movie resources.

	<p>The Addams Family NES Instruction Manual Ocean</p> <p>Official instruction manual for The Addams Family video game on the Nintendo Entertainment System (NES) by Ocean. Learn gameplay, controls, tips, and explore game scenes.</p>
	<p>Paramount Bed KA-8261/KA-8251 L'za Series Medical Recliner Instruction Manual</p> <p>This instruction manual provides comprehensive guidance on the safe use, operation, and maintenance of the Paramount Bed KA-8261 and KA-8251 L'za Series Medical Recliner. It covers intended use in medical settings, detailed safety precautions, part identification, operational procedures, troubleshooting, and technical specifications.</p>
	<p>Jada Toys Transformers Wow Transforming RC F33521-0000-ISH-EN01A Instruction Manual</p> <p>Official instruction manual for the Jada Toys Transformers Wow Transforming RC vehicle (Model F33521-0000-ISH-EN01A). Learn how to install batteries, operate the remote control, play safely, and troubleshoot common issues.</p>
	<p>LSTN Paramount Soundbar User Manual</p> <p>User manual for the LSTN Paramount Soundbar, covering setup, connections, remote control operation, troubleshooting, and specifications.</p>
	<p>Manuel de l'application Smart Life pour foyers JR Home Kennedy et Paramount Fireplace</p> <p>Guide d'utilisation de l'application Smart Life pour configurer et contrôler les foyers électriques JR Home Kennedy et Paramount Fireplace via Wi-Fi 2,4 GHz. Inclut la création de compte, la configuration réseau, et le contrôle des fonctions.</p>
	<p>Think Gizmos TG714 Musical Robot Kit User Manual</p> <p>User manual and assembly guide for the Think Gizmos TG714 Musical Robot Kit. Includes safety instructions, parts list, troubleshooting, and warranty information for this educational model kit.</p>