



ASHLEY D335-15 Dining Drop Leaf Extendable Table User Manual

[Home](#) » [Ashley](#) » ASHLEY D335-15 Dining Drop Leaf Extendable Table User Manual

Contents [[hide](#)]

- [1 ASHLEY D335-15 Dining Drop Leaf Extendable Table](#)
- [2 IMPORTANT SAFETY NOTICE: READ carefully BEFORE BEGINNING ASSEMBLY!](#)
- [3 Documents / Resources](#)
- [4 Related Posts](#)



ASHLEY D335-15 Dining Drop Leaf Extendable Table



IMPORTANT SAFETY NOTICE: READ carefully BEFORE BEGINNING ASSEMBLY!

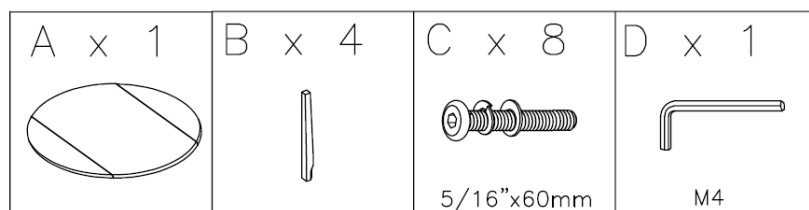
- Always use proper tools.

- Follow the assembly steps in order. Do not skip any steps.
- Be sure to check all packing materials carefully for small parts that may have come loose inside the carton during shipment. If parts are missing, contact the retailer from which you purchased the product to obtain any missing parts. **DO NOT USE SUBSTITUTE PARTS.**
- Periodically check to ensure that all connectors (bolts, screws, etc.) are tight.
- Keep the instructions for future reference.
- Some assembly may involve attaching glass or mirrors. Be very careful handling the glass or mirrors, as severe injury may result if the glass or mirror breaks. Never handle large pieces of glass or mirrors by yourself.
- When assembling products that have electric cords (lamps, lights, etc.), always (1) make sure the electrical cord is unplugged before assembly and (2) be careful not to twist the electrical cord during assembly.
- When assembling shelves or entertainment centers, do not stand on lower shelves in order to assemble upper shelves-use a step ladder.
- Do not stand on tables, including but not limited to, end tables, coffee tables, and dinner tables, as tables are not to support the weight of a person.
- an attempt by yourself as there is a risk of injury.

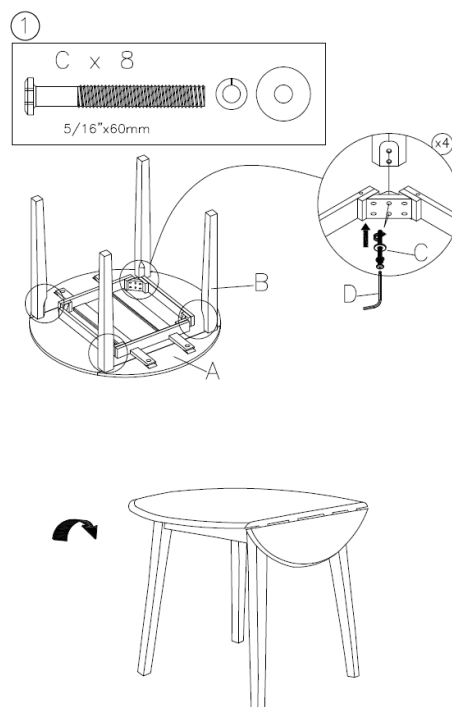
NOTE: FAILURE TO ASHLEY PROPERLY FURNITURE FOLLOW INDUSTRIES, ASSEMBLY LLC DISCLAIMS INSTRUCTIONS, AIN PROPERLY LIABILITY FOR ASSEMBLE DAMAGES THE OR PRODUCT, INJURIES OR WHICH PROPERLY MAY USE OCCUR THE DUE PRODUCT.

NOTE: YOUR UNIT MAY LOOK DIFFERENT IN APPEARANCE FROM THE ONE SHOWN IN THE = ILLUSTRATIONS ON THIS INSTRUCTION SHEET.


D335-15



NOTE: THE UNIT SHOULD BE ASSEMBLED BY TWO OR MORE PEOPLE. DO NOT TIGHTEN ANY BOLTS UNTIL ALL BOLTS HAVE BEEN STARTED!



Documents / Resources

	<p>ASHLEY D335-15 Dining Drop Leaf Extendable Table [pdf] User Manual D335-15 Dining Drop Leaf Extendable Table, D335-15, D335-15 Extendable Table, Dining Drop Leaf Extendable Table, Drop Leaf Extendable Table, Dining Drop Leaf Table, Table</p>
---	--