



ASHLEY D24113 Shully Counter Height Dining Table User Manual

[Home](#) » [Ashley](#) » ASHLEY D24113 Shully Counter Height Dining Table User Manual 

Contents

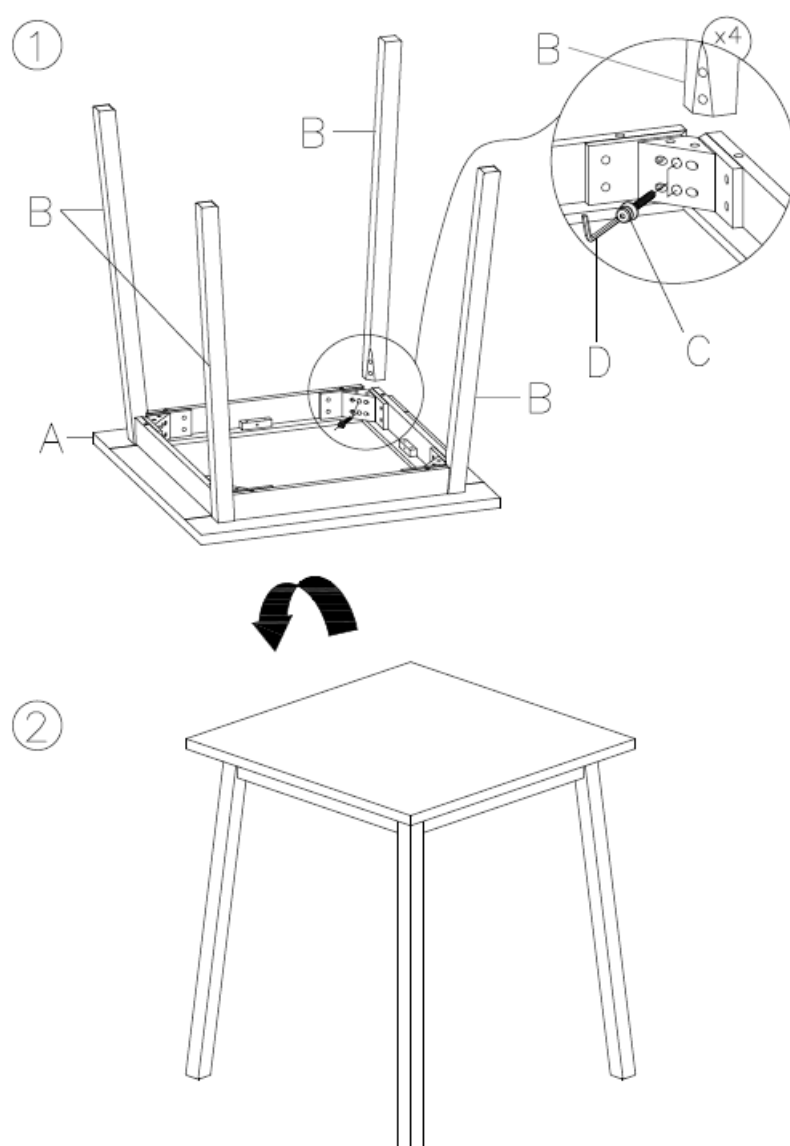
- [1 ASHLEY D24113 Shully Counter Height Dining Table](#)
- [2 INSTALLATION](#)
- [3 PARTS](#)
- [4 SAFETY INSTRUCTIONS](#)
- [5 Documents / Resources](#)
- [6 Related Posts](#)



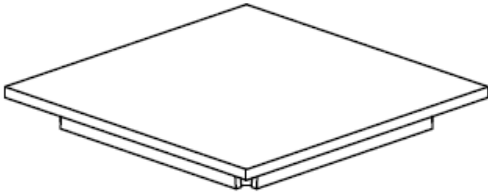
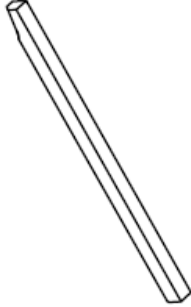
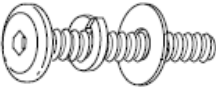
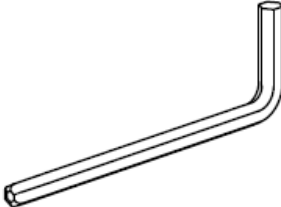
ASHLEY D24113 Shully Counter Height Dining Table



INSTALLATION



PARTS

<p>A x 1</p> 	<p>B x 4</p> 
<p>C x 8</p>  <p>5/16" x 76mm</p>	<p>D x 1</p>  <p>4mm</p>

NOTE: UNIT SHOULD BE ASSEMBLED BY TWO OR MORE PEOPLE. DO NOT TIGHTEN ANY BOLTS UNTIL ALL BOLTS HAVE BEEN STARTED!


SAFETY INSTRUCTIONS

IMPORTANT SAFETY NOTICE: READ CAREFULLY BEFORE BEGINNING ASSEMBLY!

- Always use proper tools.
- Follow the assembly steps in order, Do not skip any steps.
- Be sure to check all packing materials carefully for small parts may have come loose inside the carton during shipment. If parts are missing, contact the retailer from which you purchased the product to obtain any missing parts. DO NOT USE SUBSTITUTE PARTS.
- Periodically check to ensure that all connectors (bolts, screws, etc.) are tight.
- Keep the instructions for future reference.
- Some assembly may involve attaching glass or mirrors. Be very careful handling the glass or mirrors, as severe injury may result if the glass or mirror breaks. Never handle large pieces of glass or mirrors by yourself.
- When assembling products that have electric cords (lamps, light, etc.), always (1) make sure the electrical cord is unplugged before assembly and (2) be careful not to twist the electrical cord during assembly.
- When assembling shelves or entertainment centers, do not stand on lower shelves in order to assemble upper shelves use a Step ladder.
- Do not stand on tables, including but not limited to, end tables, coffee tables, and dinner tables, as tables are not to support the weight of a person.
- Where assembly instructions state that the assembly requires two or more people, do not attempt by yourself as there is a risk of injury.

NOTE: ASHLEY FURNITURE INDUSTRIES, LLC DISCLAIMS ANY LIABILITY FOR DAMAGES OR INJURIES WHICH MAY OCCUR DUE TO FAILURE TO PROPERLY FOLLOW ASSEMBLY INSTRUCTIONS, PROPERLY ASSEMBLE THE PRODUCT, OR PROPERLY USE THE PRODUCT. YōUR UNIT MAY LOOK DIFFERENT IN APPEARANCE FROM THE ONE SHōWN IN THE ILLUSTRATIONS ON THIS INSTRUCTION SHEET.

Documents / Resources

	<p>ASHLEY D24113 Shully Counter Height Dining Table [pdf] User Manual D24113, Shully Counter Height Dining Table, Height Dining Table, Shully Counter Dining Table, Dining Table, Table</p>
---	--