

Ash Labs ALP00001 RF Prototyping Board Instructions

[Home](#) » [Ash Labs](#) » Ash Labs ALP00001 RF Prototyping Board Instructions 



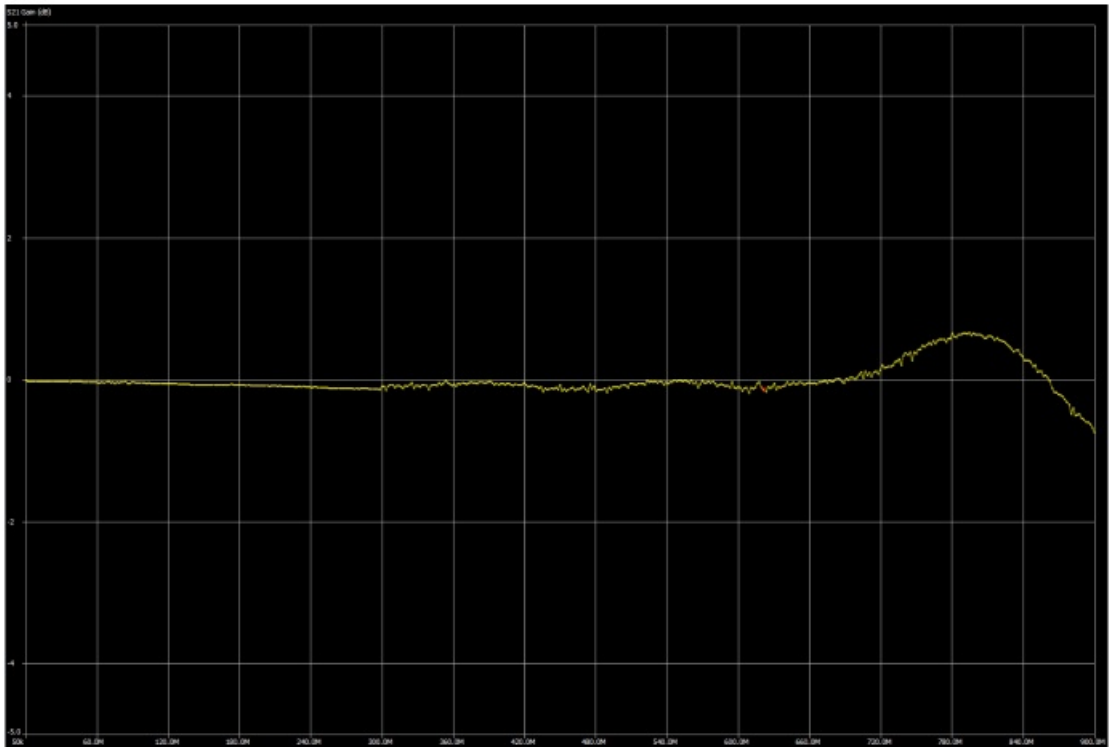

Ash Labs – ALP00001 RF Prototyping Board

Contents

- [1 ALP00001 RF Prototyping Board](#)
- [2 Documents / Resources](#)


ALP00001 RF Prototyping Board

This RF prototyping board can be used to prototype RF filters. It has a 50 ohm impedance, stable until 720MHz. The S21 measurement plot below shows this. You can cut the trace for inline elements. Comes in a pack of 3. SMA connectors are included.



rev 1 – 20230501

Documents / Resources



[Ash Labs ALP00001 RF Prototyping Board](#) [pdf] Instructions

ALP00001 RF Prototyping Board, ALP00001, RF Prototyping Board, Prototyping Board, Board