



ARTINOX LAYER SBR 81 Top Undermount Multi Level Sink Instructions

[Home](#) » [ARTINOX](#) » ARTINOX LAYER SBR 81 Top Undermount Multi Level Sink Instructions 

ARTINOX LAYER SBR 81 Top Undermount Multi Level Sink

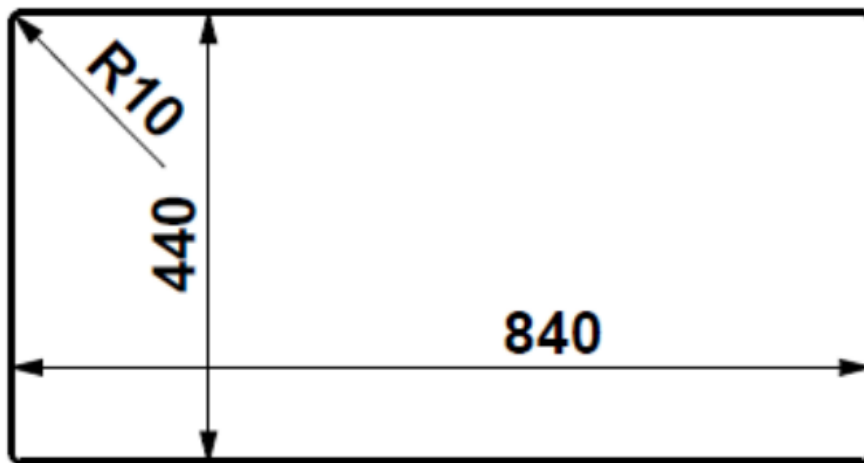


Contents

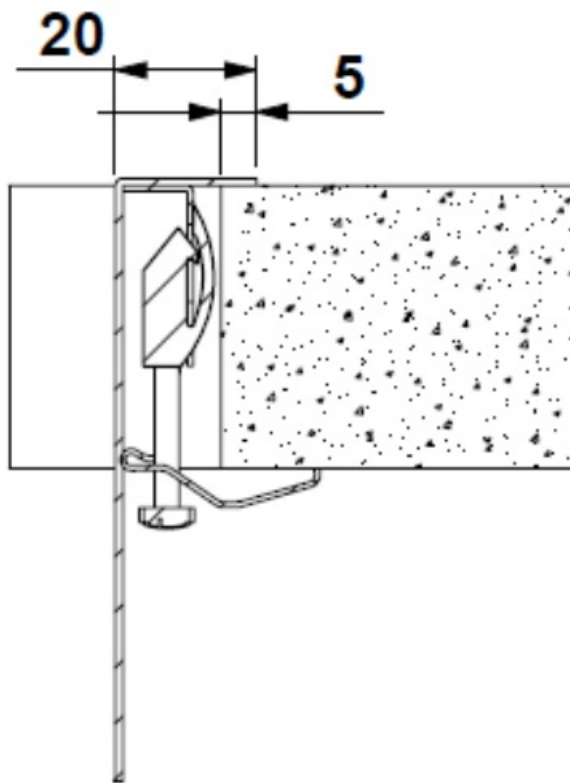
- [1 DIMENSION](#)
- [2 CUSTOMER SERVICES](#)
- [3 Documents / Resources](#)
 - [3.1 References](#)
- [4 Related Posts](#)

DIMENSION

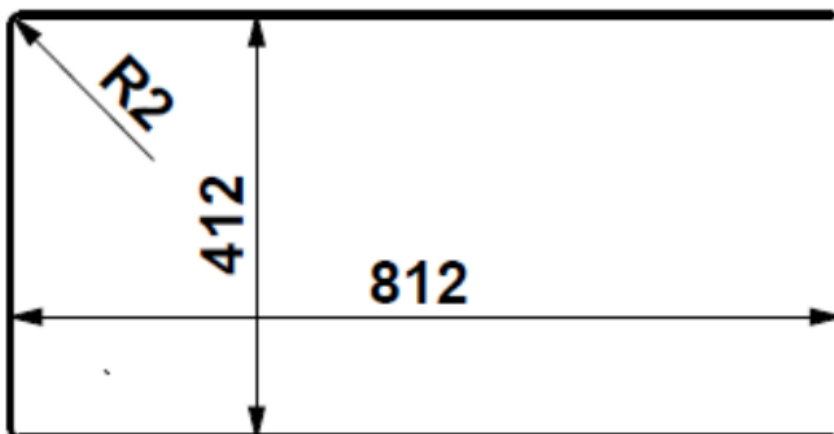
- Top mount



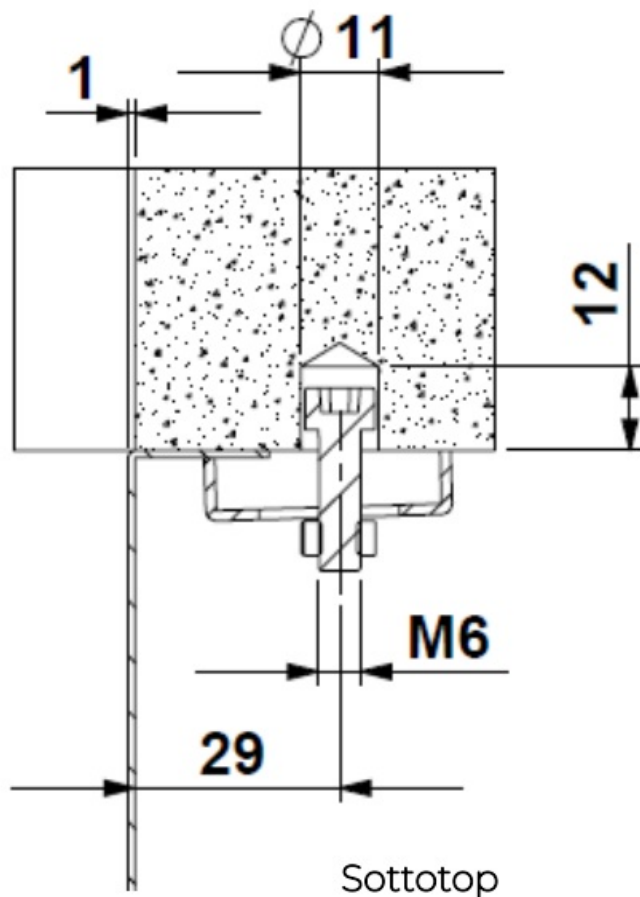
- Top mount Fastening detail



- Under mount



- Under mount Fastening detail



IMPORTANT: Prior to cutting countertop, please ensure that template dimensions correspond with those of sink model to be installed.


Artinox is not responsible for any errors resulting from template provided.

WARNING : The compatibility of the dedicated Artinox accessories is ensured only if the cutout instructions are respected.

CUSTOMER SERVICES

ARTINOX S.p.a. – via F.Fabbri 39/29 – 31050 Conegliano –
TV – ITALY Ph. 00139 0438 4531 F. 00139 0438 453200 Artinox-sinks.com

ARTINOX

	<p>ARTINOX LAYER SBR 81 Top Undermount Multi Level Sink [pdf] Instructions LAYER SBR 81 Top Undermount Multi Level Sink, LAYER SBR 81, Top Undermount Multi Level Sink, Undermount Multi Level Sink, Multi Level Sink, Level Sink</p>
--	---

References

- [Home | Artinox Workstation Sinks](#)
- [User Manual](#)

[Manuals+](#), [Privacy Policy](#)

This website is an independent publication and is neither affiliated with nor endorsed by any of the trademark owners. The "Bluetooth®" word mark and logos are registered trademarks owned by Bluetooth SIG, Inc. The "Wi-Fi®" word mark and logos are registered trademarks owned by the Wi-Fi Alliance. Any use of these marks on this website does not imply any affiliation with or endorsement.