

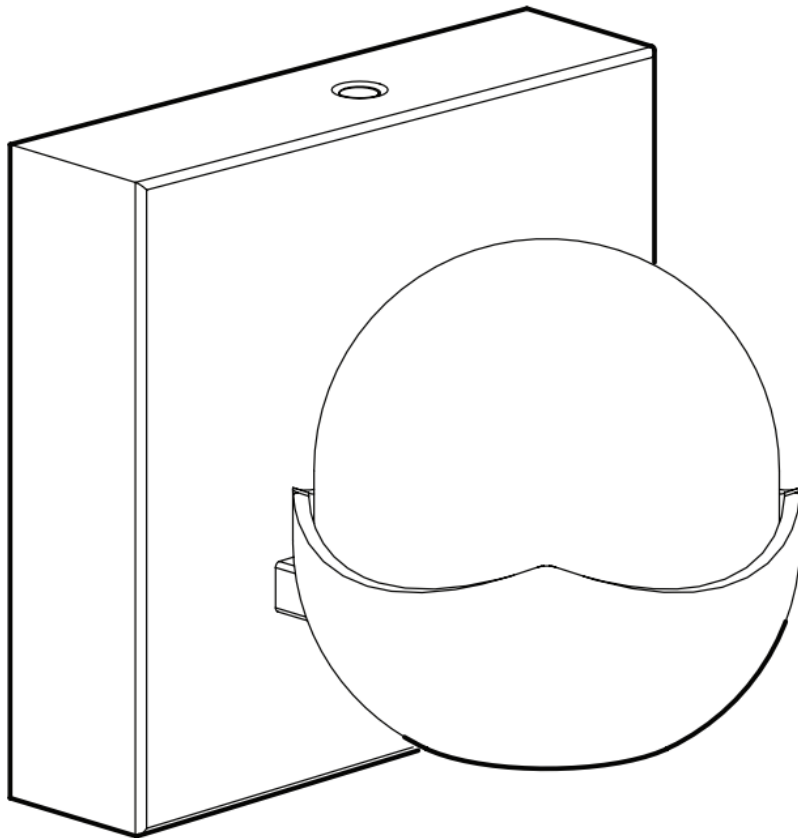


artika Oracle 1 LED Vanity Light Instruction Manual

[Home](#) » [artika](#) » artika Oracle 1 LED Vanity Light Instruction Manual 



Oracle 1 LED Vanity Light Instruction Manual



Contents

- 1 Oracle 1 LED Vanity Light
- 2 INCLUDED HARDWARE
- 3 STEP-BY-STEP INSTALLATION
- 4 WIRES CONNECTION AND FINAL INSTALLATION
- 5 LIGHT COLORS ADJUSTMENT
- 6 WARRANTY
- 7 Documents / Resources
 - 7.1 References
- 8 Related Posts

Oracle 1 LED Vanity Light

LED vanity light – Oracle 1TM

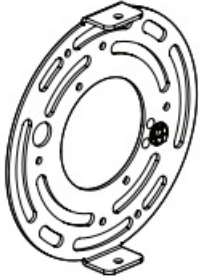


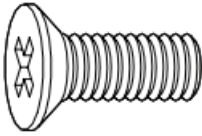
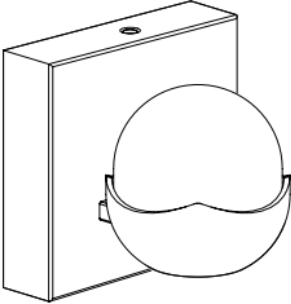

INSTRUCTION MANUAL

IMPORTANT: READ CAREFULLY AND KEEP.

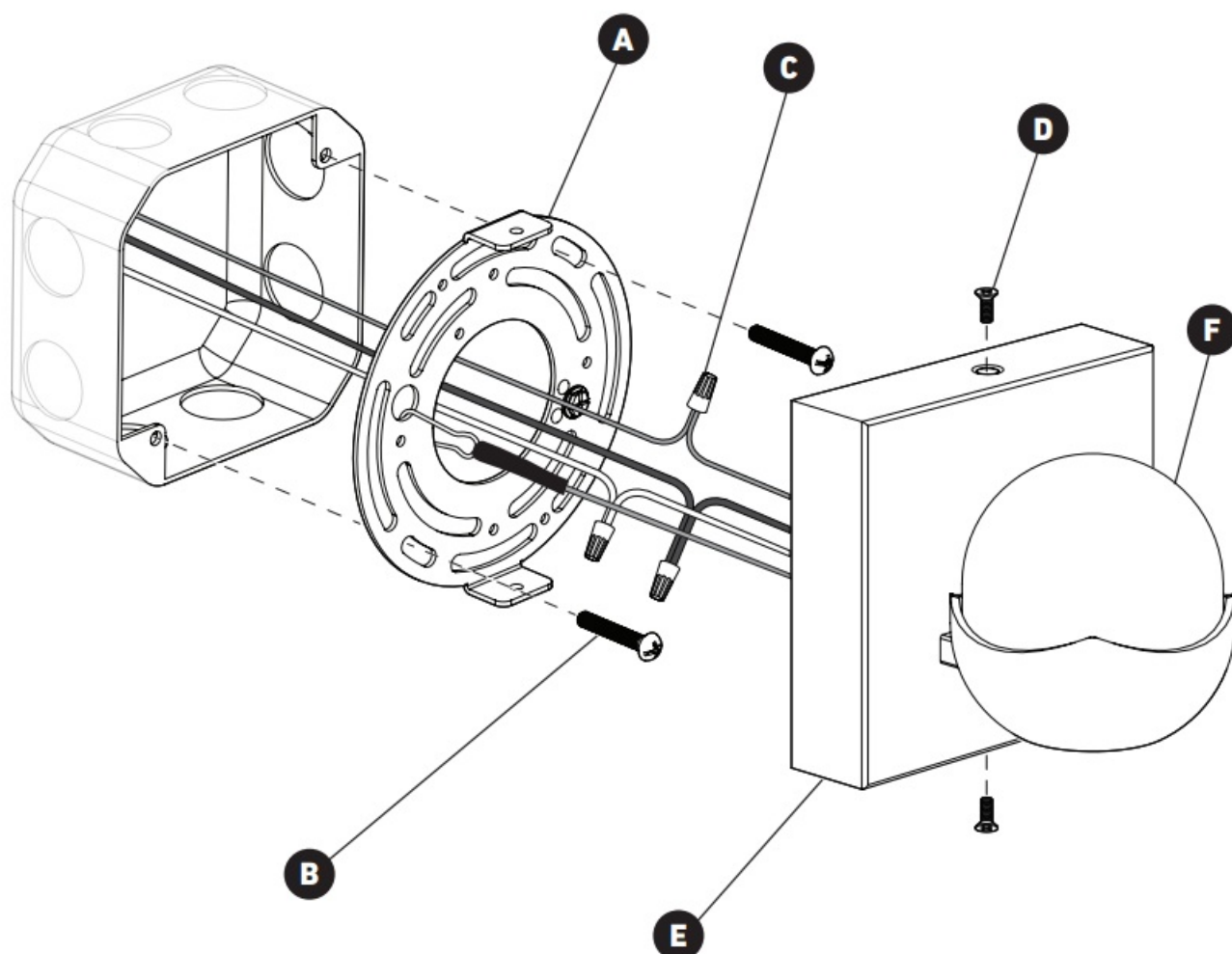


Imported by
Home Depot U.S.A., Inc.
2455 Paces Ferry Rd., NW
Atlanta, GA 30339
For assistance, call
toll free: 1-877-527-0313 / www.homedepot.com
Rev. 15.11.2022
Made in China
Residential use only
Indoor use only

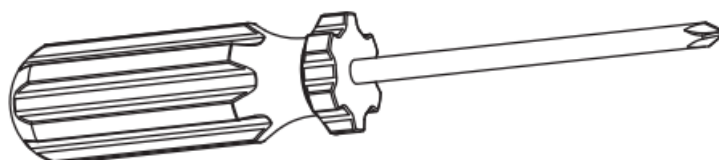
INCLUDED HARDWARE

ITEM	DESCRIPTION	QUANTITY
A 	Mounting Bracket	× 1
B 	Junction box screw	× 2
C 	Wire connector	× 3
D 	Canopy screw	× 2 + 1 extra
E 	Light fixture	× 1
E 	Glass diffuser	× 1

STEP-BY-STEP INSTALLATION



WHAT YOU WILL NEED...



Screwdriver

CAUTION



WARNING: Risk of electrical shock. Turn off breaker at the panel.

Switch off the main electrical supply from the fuse box/circuit breaker before installing the unit or doing any maintenance. Do not use outdoor.

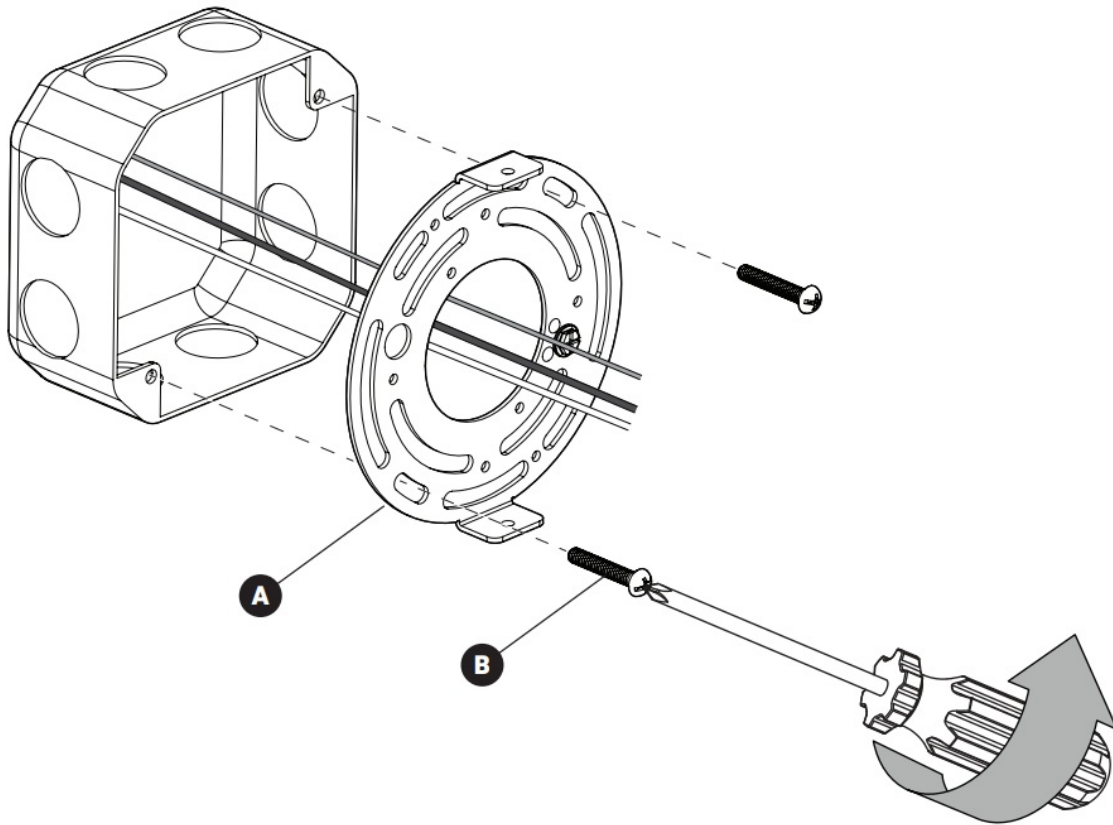
CAUTION: If using a dimmer, it must be LED compatible.

IMPORTANT

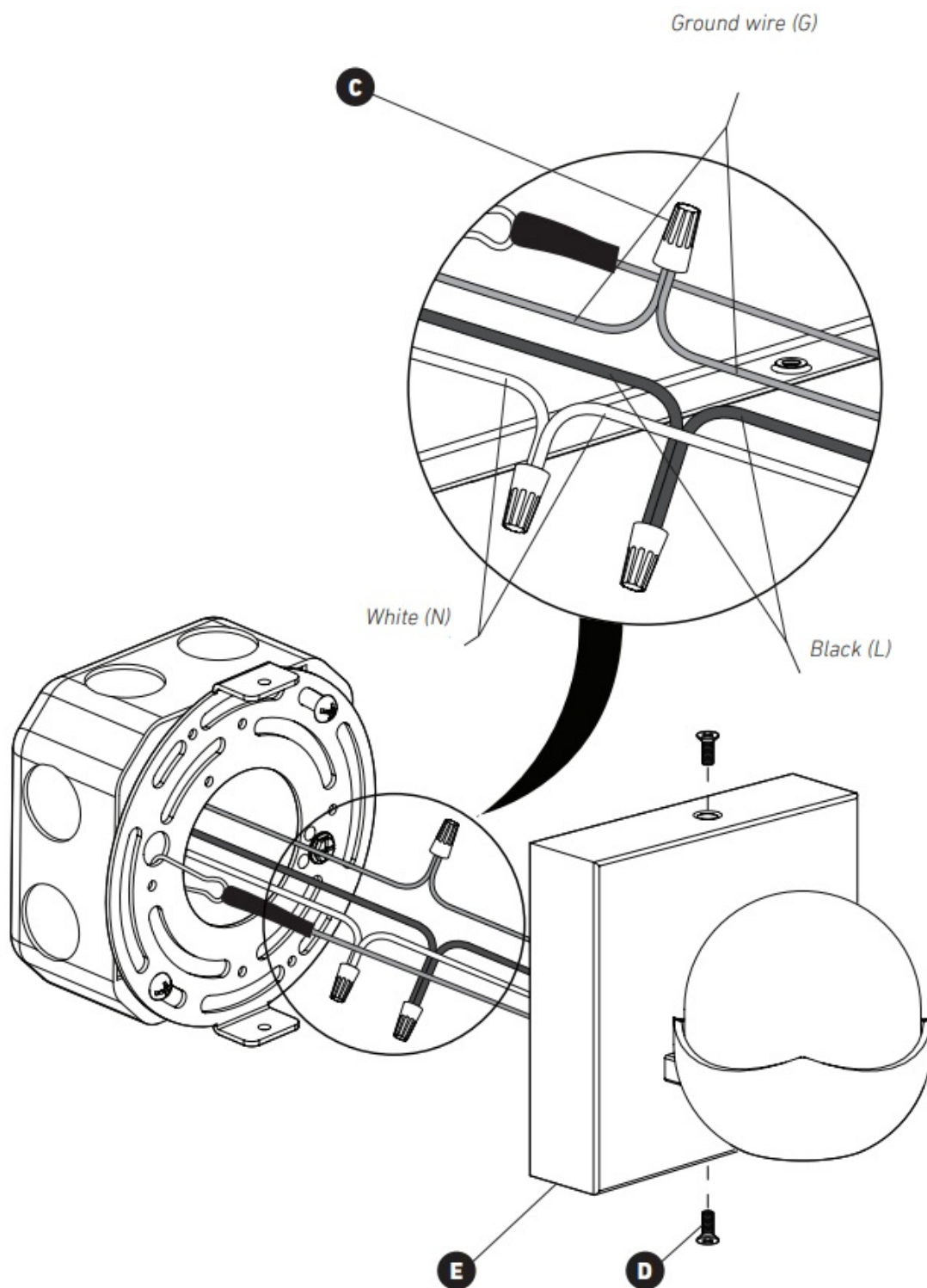
The installer and/or user must read, understand and follow these instructions before installing the product. This product must be properly installed before it is used. If instructions are not followed, the manufacturer will not be held responsible for any problems or product malfunction. Failure to follow installation and/or operating instructions voids the warranty. We recommend that this product be installed by a certified electrician. In some states or provinces, it is a legal requirement for this type of product to be installed by a certified electrician, according to the electrical and building codes effective in the region where the unit is used.

If the external flexible cable or cord of this luminaire is damaged, it shall be exclusively replaced by the manufacturer or his service agent or a similar qualified person in order to avoid a hazard.

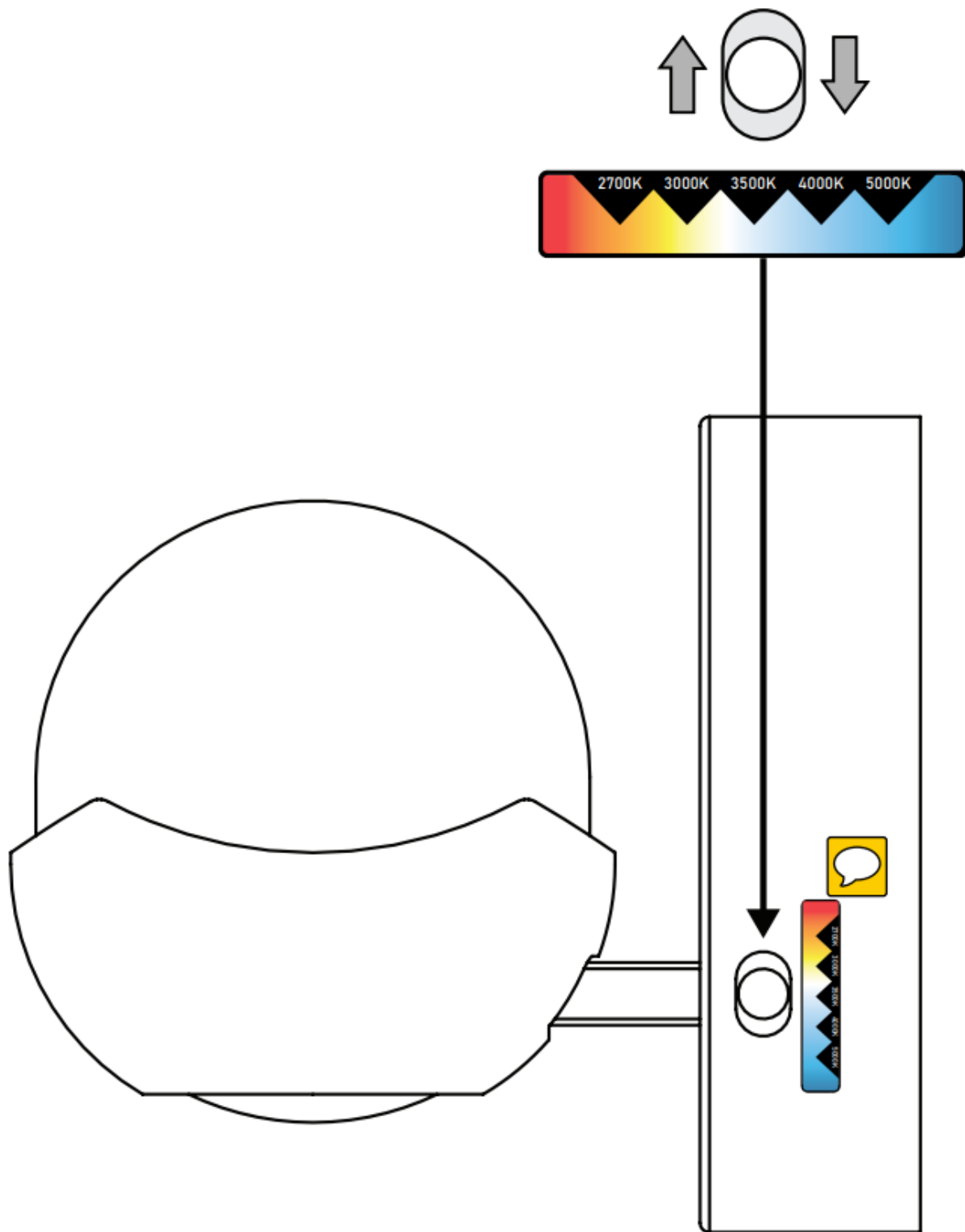
STEP-BY-STEP INSTALLATION



WIRES CONNECTION AND FINAL INSTALLATION



LIGHT COLORS ADJUSTMENT



USA (FCC)

WARNING:

Changes or modifications to this unit not expressly approved by the party responsible for compliance could void the user's authority to operate the equipment.

This device complies with Part 15 of the FCC Rules. Operation is subject to the following two conditions:

1. this device does not cause harmful interference, and
2. this device must accept any interference received, including interference that may cause undesired operation.

NOTE: This equipment has been tested and found to comply with the limits for Class B digital device, pursuant to part 15 of the FCC Rules. These limits are designed to provide reasonable protection against harmful interference in a residential installation. This equipment generates, uses and can radiate radio frequency energy and, if not installed and used in accordance with the instructions, may cause harmful interference to radio or television reception.

However, there is no guarantee that interference will not occur in a particular installation. If this equipment causes harmful interference to radio or television reception, which can be determined by turning the equipment off and on, the user is encouraged to try to correct the interference by one or more of the following measures:

- Reorient or relocate the receiving antenna.
- Increase the separation between the equipment and the receiver.
- Connect the equipment into an outlet on a circuit different from that to which the receiver is connected.
- Consult the dealer or an experienced radio/TV technician for help.

WARRANTY

Artika For Living Inc. is proud to offer you a five-year (5) limited warranty on manufacturing defects from the date of purchase for residential use only. The warranty is extended to the original owner in USA, Canada, Mexico, UK, Iceland, France and Spain and is non-transferable. It does not apply to retailers, commercial applications or establishments. The original sales receipt is required for all warranty claims. The remedy under this limited warranty shall be product or part replacement at Artika's discretion as provided herein and cannot exceed the original purchase price.

This warranty is valid only on products installed in accordance with the building code and laws effective in the region where the unit is being used, as well as in accordance with the provided instruction manual. It does not cover products installed incorrectly or subjected to abnormal use. Product(s) or component part(s) may be required to be returned for inspection and verification.

Normal wear and tear, misuse, negligence, vandalism, improper maintenance (surface damage due to chemical interaction or cleaning agents including, but not limited to, scouring pads, use of cleaners containing abrasives, alcohol or other organic solvents) improper handling, accident, abuse, fire, flood, theft, acts of God, neglect, or alteration of the product will not be covered under this limited warranty. It excludes any accessories that accompany the product including, but not limited, to bulbs or batteries.

The warranty does not cover handling, labour, transportation, or any other cost associated with the installation or replacement of the product. This limited warranty is valid in the country of purchase and by Artika authorized retailers only.

Artika for Living Inc. will not be held responsible for any direct or consequential damages or injuries related to the use of this product arising from improper use or installation of this product.

Please visit www.artika.com to discover more about Artika for Living Inc.



Artika For Living Inc.

1756, 50th Avenue

Montréal (Lachine), Quebec

Canada H8T 2V5

1-866-661-9606

support@artika.com


www.artika.com

Customer Service

Monday to Friday

9 a.m. – 5 p.m. EST

Documents / Resources

 <p>artika® INSTRUCTION MANUAL IMPORTANT: READ CAREFULLY AND KEEP MANUEL D'INSTRUCTIONS IMPORTANT: À LIRE ATTENTIVEMENT ET À CONSERVER. MANUAL DE INSTRUCCIONES IMPORTANTE: LEER DETENIDAMENTE Y CONSERVAR.</p> <p>Model: VAN1-OR5C Power: 24W Voltage: 120V Frequency: 60Hz Warranty: 3 years</p>	<p>artika Oracle 1 LED Vanity Light [pdf] Instruction Manual</p> <p>VAN1-OR5C, VAN1OR5C, 2AYFP-VAN1-OR5C, 2AYFPVAN1OR5C, VAN1-OR5C-HD2CR, Oracle 1 LED Vanity Light, Oracle 1, LED Vanity Light, LED Light, Vanity Light, Light</p>
--	---

References

-  [Modern Lighting Fixtures](#) | [Best Online Lighting Store](#) | [Artika](#)
-  [The Home Depot](#)