




# artika FM-AD5C-CR LED Ceiling Light Fixture Instruction Manual

[Home](#) » [artika](#) » artika FM-AD5C-CR LED Ceiling Light Fixture Instruction Manual 

artika FM-AD5C-CR LED Ceiling Light Fixture  
Instruction Manual



Model / Modèle / Modelo: FM-AD5C-BL FM-AD5C-CR



Led ceiling light fixture - Horizon™

## INSTRUCTION MANUAL

IMPORTANT: READ CAREFULLY AND KEEP.



Imported by / Importé par / Importado por:

**Costco Wholesale Canada Ltd.\***

415 W. Hunt Club Road  
Ottawa, Ontario  
K2E 1C5, Canada  
1-800-463-3783




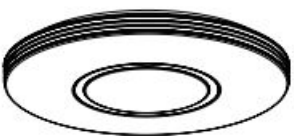
[www.costco.ca](http://www.costco.ca)

\* faisant affaire au Québec sous le nom Les Entrepôts Costco

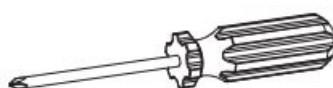
Rev. 01-11-2022

[www.costco.ca](http://www.costco.ca)

**INCLUDED HARDWARE**

ITEM PIÈCE PIEZA	DESCRIPTION DESCRIPTION DESCRIPCIÓN	QUANTITY QUANTITÉ CANTIDAD
<b>A</b> 	Wire connector Capuchon de connexion Conector de cable	× 3
<b>B</b> 	Junction box screw Vis de boîtier de raccordement Tornillo de caja de conexiones	× 2
<b>C</b> 	Base Base Base	× 1
<b>D</b> 	Diffuser Diffuseur Difusor	× 1

## WHAT YOU WILL NEED

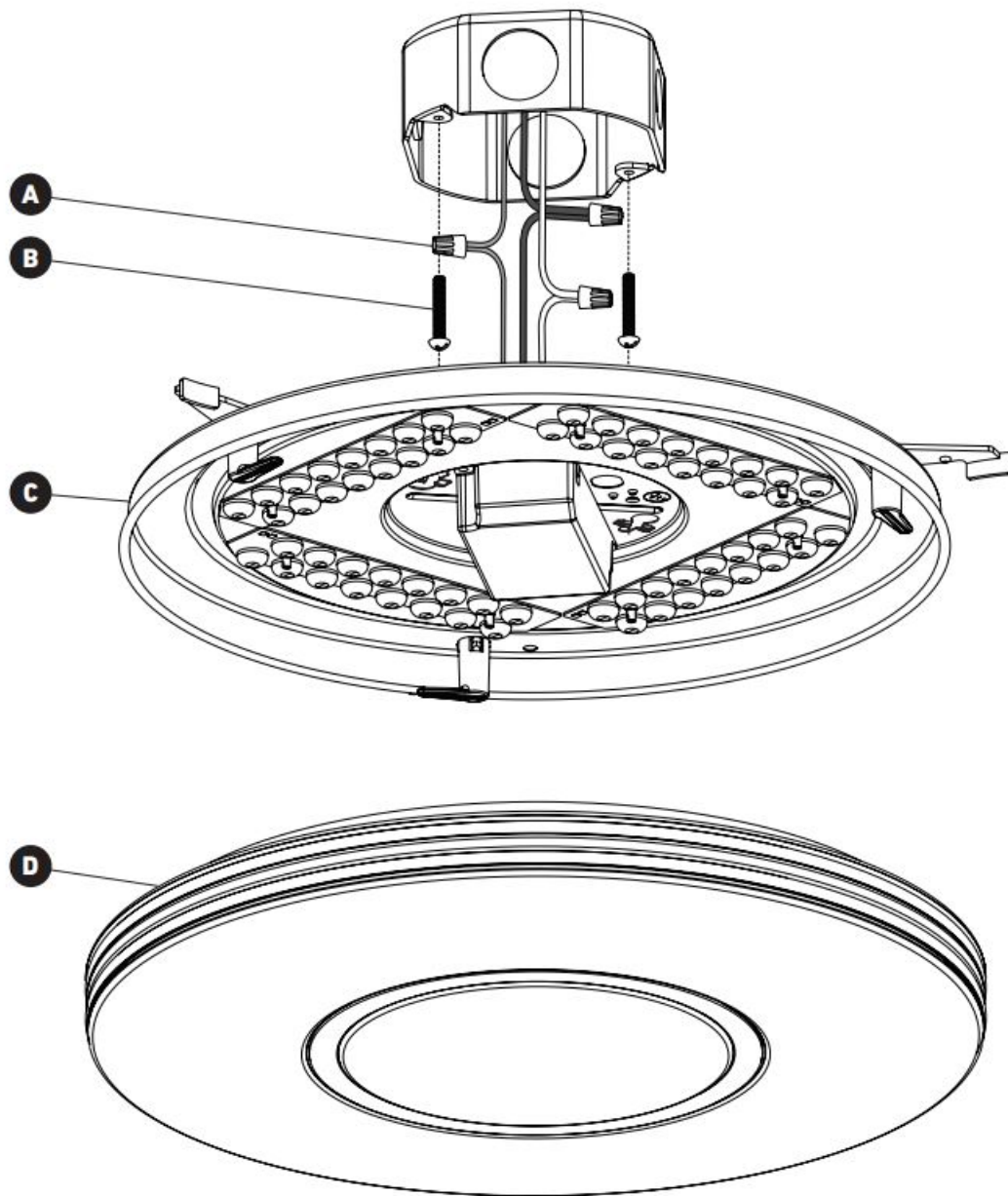


Screwdriver  
Tournevis  
Destornillador  2

### Contents

- [1 1 STEP-BY-STEP INSTALLATION](#)
- [2 2 LIGHT FIXTURE INSTALLATION](#)
- [3 3 CONNECTION](#)
- [4 4 LIGHT FIXTURE INSTALLATION](#)
- [5 5 TUNABLE WHITE TECHNOLOGY](#)
- [6 6 DIFFUSER INSTALLATION](#)
- [7 Documents / Resources](#)
  - [7.1 References](#)
- [8 Related Posts](#)

## 1 STEP-BY-STEP INSTALLATION



### CAUTION

If using a dimmer, it must be LED compatible.

### IMPORTANT

The installer and/or user must read, understand and follow these instructions before installing the product. This product must be properly installed before it is used. If instructions are not followed, the manufacturer will not be held responsible for any problems or product malfunction. Failure to follow installation and/or operating instructions voids the warranty.

We recommend that this product be installed by a certified electrician. In some states or provinces, it is a legal requirement for this type of product to be installed by a certified electrician, according to the electrical and building codes in effect in the region where the product is used.

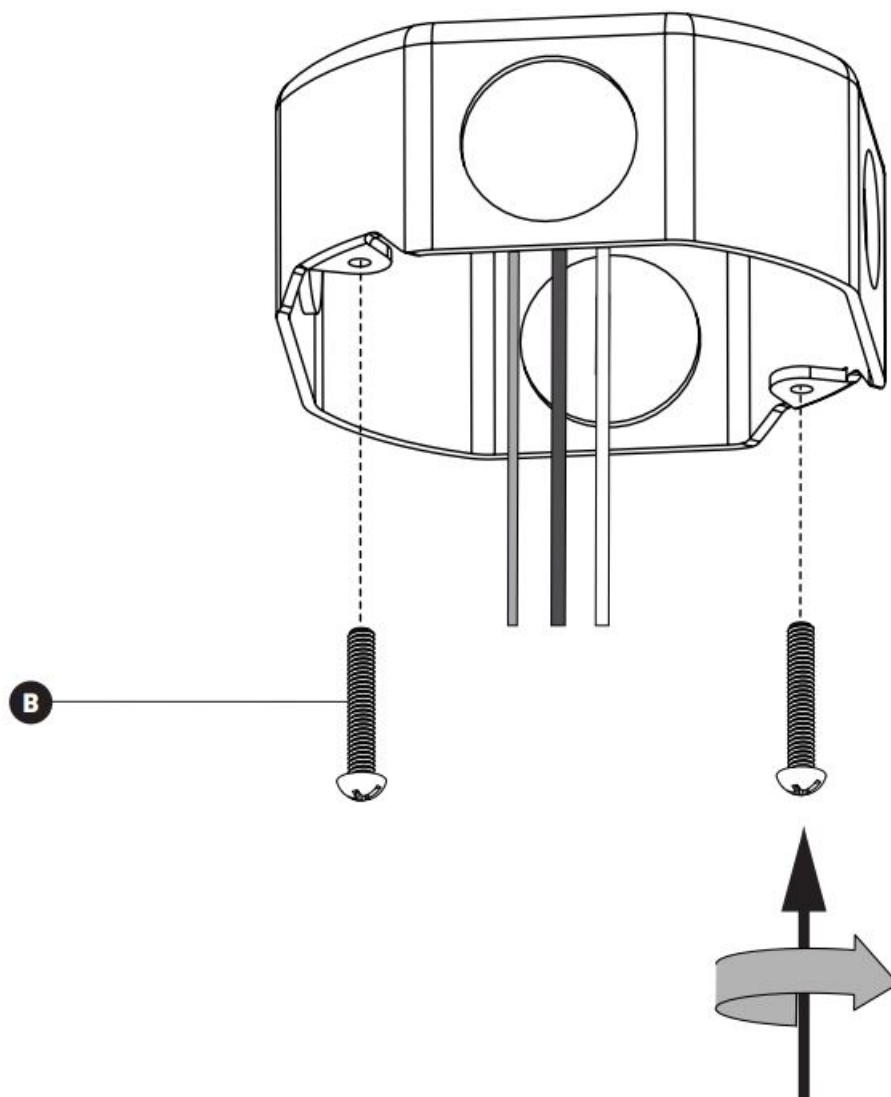
### WARNING:

Risk of electrical shock. Turn off circuit breaker at the panel.

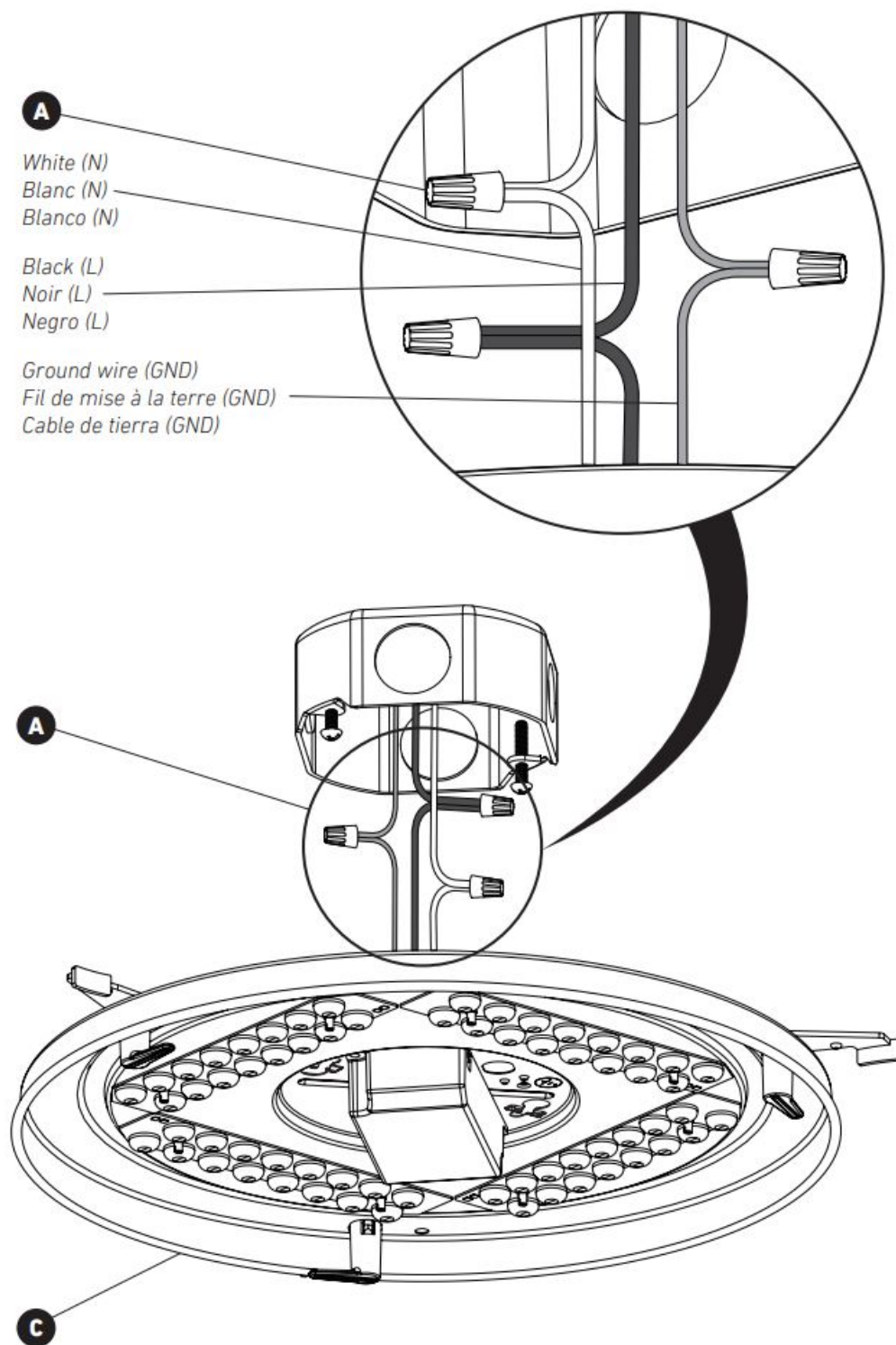
Switch off the main electrical supply from the fuse box/ circuit breaker before installing the unit or doing any maintenance.

Do not use outdoors.

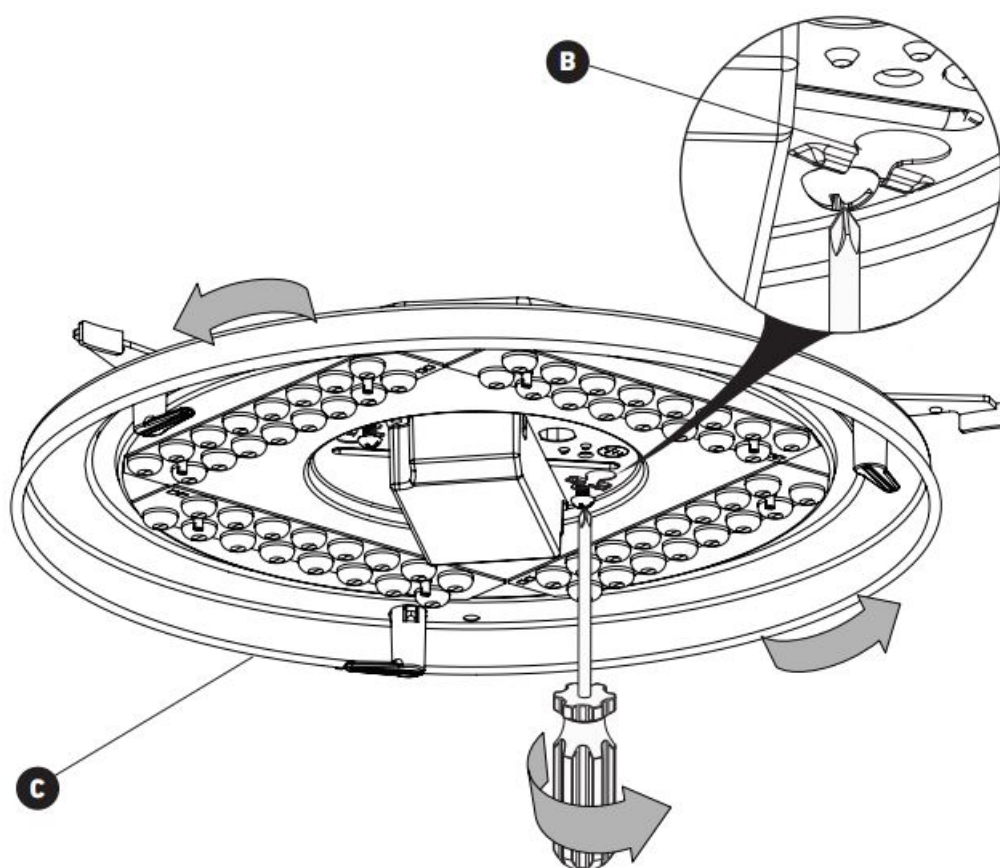
## 2 LIGHT FIXTURE INSTALLATION



**3 CONNECTION**

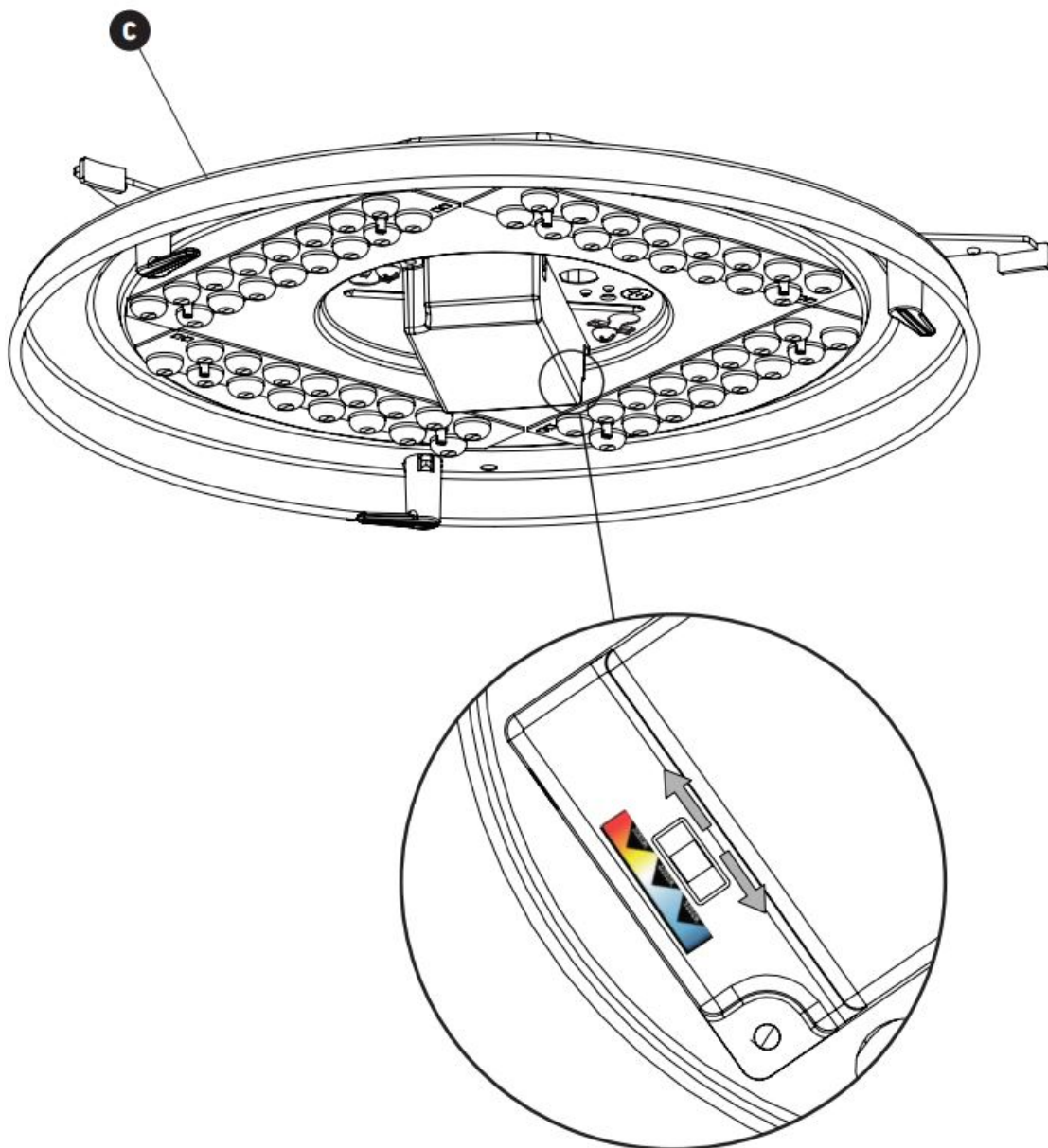


#### 4 LIGHT FIXTURE INSTALLATION

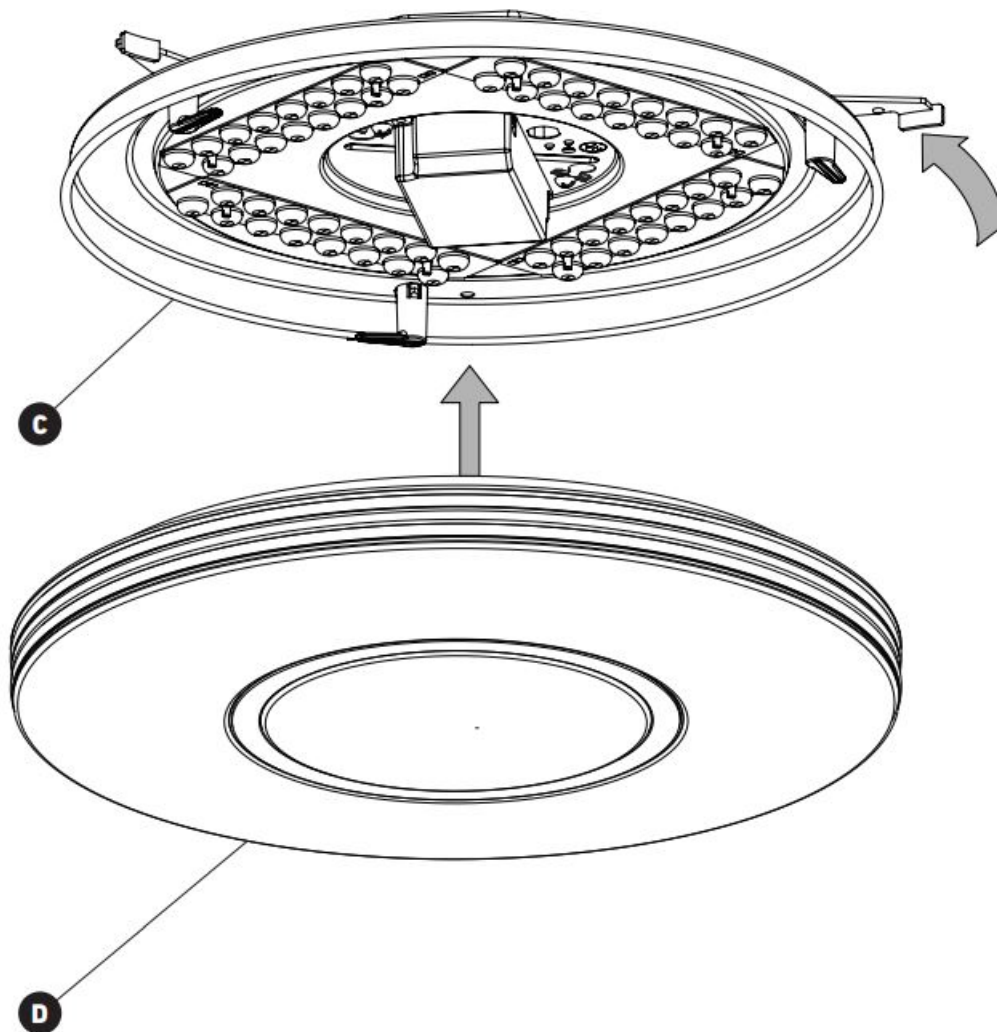


## 5 TUNABLE WHITE TECHNOLOGY





## 6 DIFFUSER INSTALLATION



## CANADA (IC)

Operation is subject to the following two conditions:

1. this device does not cause interference, and
2. this device must accept any interference received, including interference that may cause undesired operation.

## USA (FCC)

### WARNING:

Any changes or modifications to this unit not expressly approved by the party responsible for compliance could void the user's authority to operate the equipment.

This device complies with Part 15 of the FCC Rules. Operation is subject to the following two conditions: 1. this device does not cause harmful interference, and 2. this device must accept any interference received, including interference that may cause undesired operation.

NOTE: This equipment has been tested and found to comply with the limits for Class B digital devices, pursuant to part 15 of the FCC Rules. These limits are designed to provide reasonable protection against harmful interference in a residential installation. This equipment generates, uses and can radiate radio frequency energy and, if not installed and used in accordance with the instructions, may cause harmful interference to radio or television reception. However, there is no guarantee that interference will not occur in a particular installation. If this equipment causes harmful interference to radio or television reception, which can be determined by turning the equipment off and on, the user is encouraged to try to correct the interference by one or more of the following measures:



- Reorient or relocate the receiving antenna.
- Increase the distance between the equipment and the receiver.
- Connect the equipment into an outlet on a circuit that the receiver is not connected to.
- Consult the dealer or an experienced radio/TV technician for help.

## WARRANTY

Artika For Living Inc. is proud to offer you a five-year (5) limited warranty on manufacturing defects from the date of purchase for residential use only. The warranty is extended to the original owner in US, Canada, Mexico, the UK, Iceland, France and Spain and is non-transferable. It does not apply to retailers, commercial applications or establishments. The original sales receipt is required for all warranty claims. The remedy under this limited warranty shall be product or part replacement at Artika's discretion as provided herein and may not exceed the original purchase price.

This warranty is valid only on products installed in accordance with the building code and laws in effect in the region where the unit is being used, as well as in accordance with the provided instruction manual. It does not cover products installed incorrectly or subjected to abnormal use. You may be required to return product(s) or component part(s) for inspection and verification.

Normal wear and tear, misuse, negligence, vandalism, improper maintenance (surface damage due to chemical interaction or cleaning agents including, but not limited to, scouring pads, use of cleaners containing abrasives, alcohol or other organic solvents) improper handling, accident, abuse, fire, flood, theft, acts of God, neglect, or alteration of the product will not be covered under this limited warranty. It excludes any accessories that accompany the product including, but not limited to bulbs or batteries.

This warranty does not cover handling, labour, transportation, or any other cost associated with the installation or replacement of the product. This limited warranty is valid in the country of purchase and for products sold by Artika authorized retailers only.

Artika for Living Inc. will not be held responsible for any direct or consequential damages or injuries related to the use of this product arising from improper use or installation of this product.

Please visit [www.artika.com](http://www.artika.com) to discover more about Artika for Living Inc.

Artika For Living Inc. 1756, 50th Avenue Montréal (Lachine), Québec Canada H8T 2V5  
Customer Service Monday to Friday 9 am – 5 pm EST

1-866-661-9606 [support@artika.com](mailto:support@artika.com) [www.artika.com](http://www.artika.com)  
Service à la clientèle Lundi au vendredi 9 h à 17 h H.N.E.

Atención al cliente Lunes a viernes 9 a.m. – 5 p.m. hora del Este



## Documents / Resources

 <p>INSTRUCTION MANUAL IMPORTANT: READ CAREFULLY AND KEEP</p> <p>MANUEL D'INSTRUCTIONS IMPORTANT: À LIRE ATTENTIVEMENT ET À CONSERVER</p> <p>MANUAL DE INSTRUCCIONES IMPORTANTE: LEER DETENIDAMENTE Y CONSERVAR</p>	<p><a href="#">artika FM-AD5C-CR LED Ceiling Light Fixture</a> [pdf] Instruction Manual FM-AD5C-BL, FM-AD5C-CR, FM-AD5C-CR LED Ceiling Light Fixture, LED Ceiling Light Fixture, Ceiling Light Fixture, Light Fixture</p>
--	---

## References

-  [Modern Lighting Fixtures](#) | [Best Online Lighting Store](#) | [Artika](#)

Manuals+.