



## Contents [ [hide](#) ]

- [1 artika 32TRK4-ASC-C1BL Asher 32 In 4L LED Track Light](#)
- [2 Specifications](#)
- [3 Product Usage Instructions](#)
- [4 INCLUDED HARDWARE](#)
- [5 WHAT YOU WILL NEED](#)
- [6 STEP-BY-STEP INSTALLATION](#)
- [7 MOUNTING BRACKET INSTALLATION](#)
- [8 WIRE CONNECTION](#)
- [9 SELECTABLE WHITE TECHNOLOGY](#)
- [10 LIGHTS ORIENTATION](#)
- [11 WARRANTY](#)
- [12 FAQs](#)
- [13 Documents / Resources](#)
  - [13.1 References](#)



## **artika 32TRK4-ASC-C1BL Asher 32 In 4L LED Track Light**



## **Specifications**

- Product: 4-light LED track light fixture – Asher™
- Model: Asher™
- Rev. 12-03-2025

## **Product Usage Instructions**

### **Step-by-Step Installation:**

1. **Mounting Bracket Installation:** Use the provided mounting bracket and screws to securely attach the fixture to the ceiling or wall.
2. **Wire Connection:** Connect the wires as follows: White (N) to White, Black (L) to Black.
3. **Final Installation:** Complete the installation process by ensuring all connections are secure and the fixture is properly mounted.

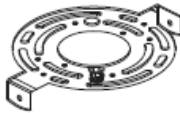




### **Selectable White Technology:**

Adjust the light color temperature using the selectable white technology feature according to your preference.

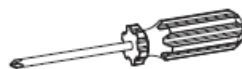
### **Light Orientation:**

Position the LED track lights in the desired direction for optimal illumination.

## **INCLUDED HARDWARE**

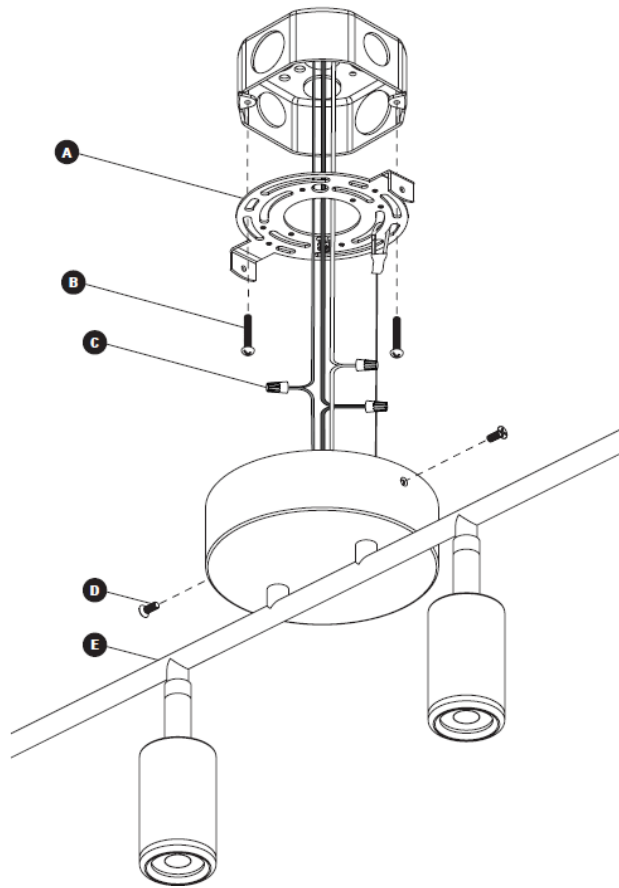
ITEM		DESCRIPTION	QUANTITY
<b>A</b>		Mounting bracket Support de montage Soporte de montaje	x 1
<b>B</b>		Junction box screw Vis de boîtier de raccordement Tornillo de caja de conexiones	x 2
<b>C</b>		Wire connector Capuchon de connexion Conector de cable	x 3
<b>D</b>		Canopy screw Vis de la base Tornillo del dosel	x 2 + 1 extra
<b>E</b>		LED track light Luminaire sur rail Lámpara de riel	x 1

## WHAT YOU WILL NEED



Screwdriver

## STEP-BY-STEP INSTALLATION



## CAUTION

## CAUTION

If using a dimmer, it must be LED compatible.

## IMPORTANT

The installer and/or user must read, understand, and follow these instructions before installing the product. This product must be properly installed before it is used. If instructions are not followed, the manufacturer will not be held responsible for any problems or product malfunction. Failure to follow installation and/or operating instructions voids the warranty.

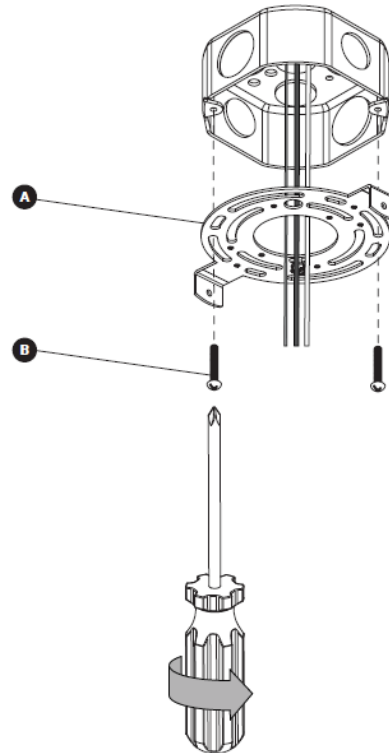
We recommend that this product be installed by a certified electrician. In some states or provinces, it is a legal requirement for this type of product to be installed by a certified electrician, according to the electrical and building codes in effect in the region where the product is used.

## WARNING:

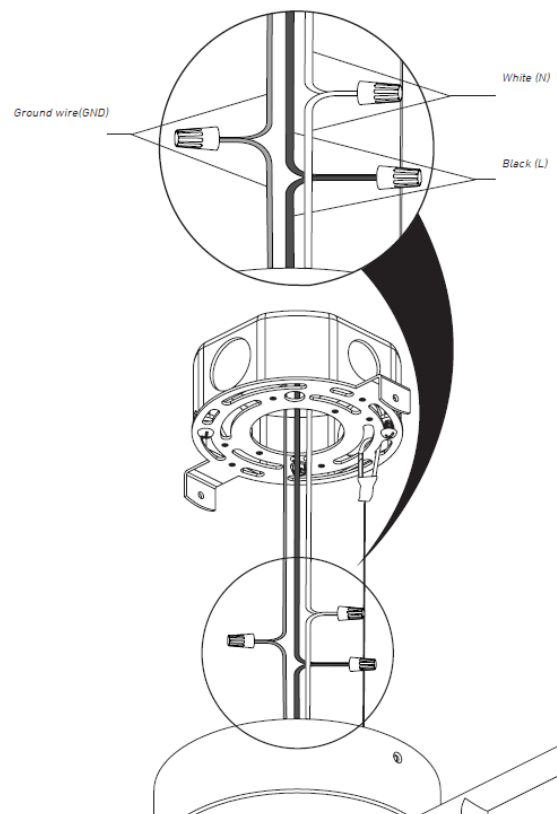
Risk of electrical shock. Turn off the circuit breaker at the panel.

- Switch off the main electrical supply from the fuse box/circuit breaker before installing the unit or doing any maintenance.
- Do not use outdoors.

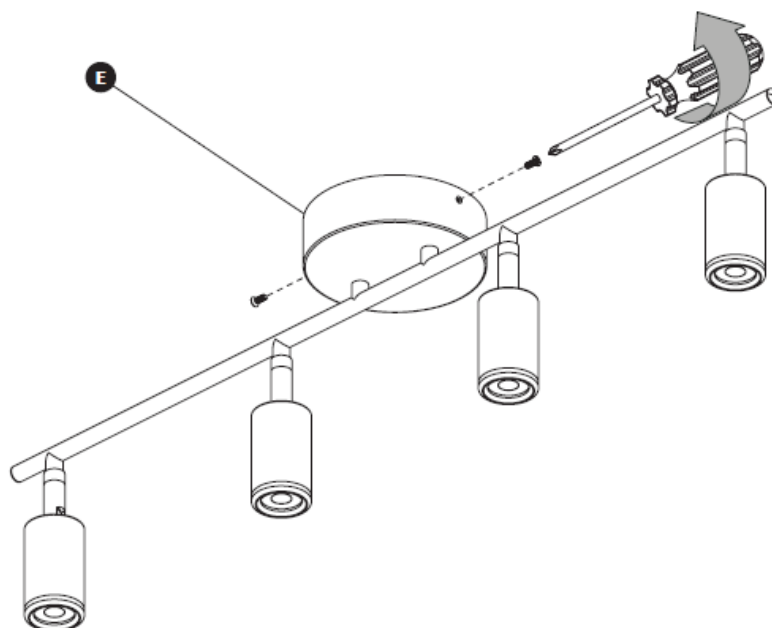
## MOUNTING BRACKET INSTALLATION



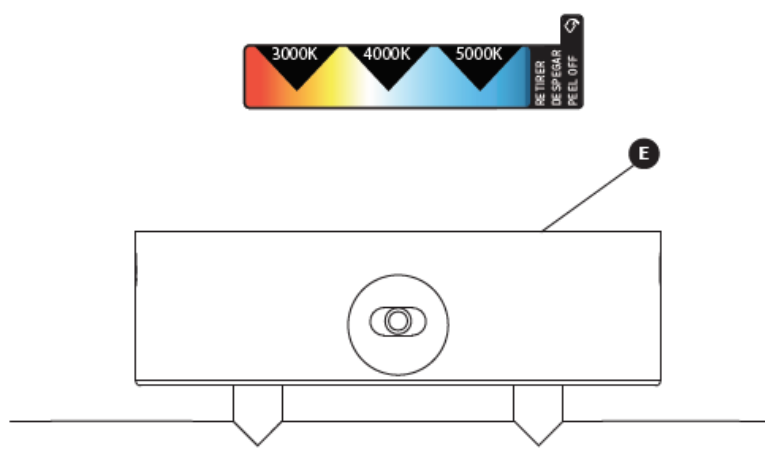
## WIRE CONNECTION



## FINAL INSTALLATION

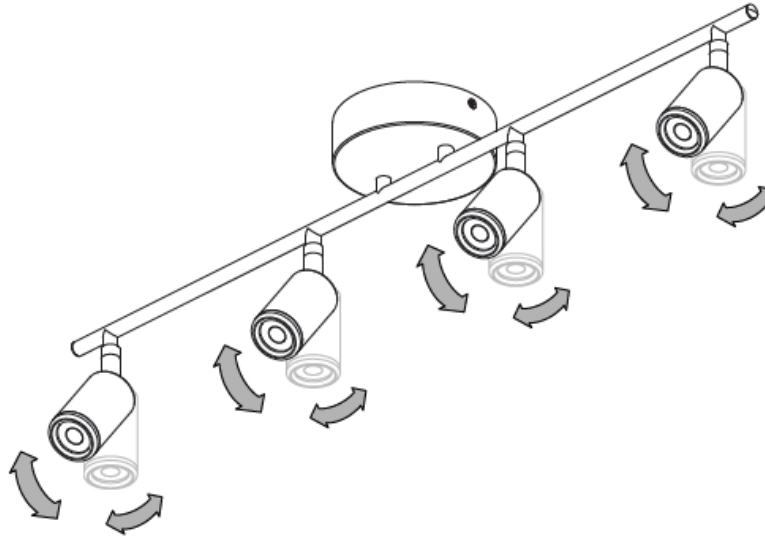


## SELECTABLE WHITE TECHNOLOGY



## LIGHTS ORIENTATION

*Hinges are rotateable 330° degrees.*



## **CANADA (IC)**

Operation is subject to the following two conditions:

1. This device does not cause interference, and
2. This device must accept any interference received, including interference that may cause undesired operation.

## **USA (FCC)**

### **WARNING:**

Any changes or modifications to this unit not expressly approved by the party responsible for compliance could void the user's authority to operate the equipment.

This device complies with Part 15 of the FCC Rules. Operation is subject to the following two conditions:

1. This device does not cause harmful interference, and
2. This device must accept any interference received, including interference that may cause undesired operation.

**NOTE:** This equipment has been tested and found to comply with the limits for Class B digital devices, under part 15 of the FCC Rules. These limits are designed to provide reasonable protection against harmful interference in a residential installation. This equipment generates, uses, and can radiate radio frequency energy and, if not installed and used by the instructions, may cause harmful interference to radio or television

reception. However, there is no guarantee that interference will not occur in a particular installation.

If this equipment causes harmful interference to radio or television reception, which can be determined by turning the equipment off and on, the user is encouraged to try to correct the interference by one or more of the following measures:

- Reorient or relocate the receiving antenna.
- Increase the distance between the equipment and the receiver.
- Connect the equipment to an outlet on a circuit that the receiver is not connected to.
- Consult the dealer or an experienced radio/TV technician for help.

## **WARRANTY**

- Artika For Living Inc. is proud to offer you a five-year (5) limited warranty on manufacturing defects from the date of purchase for residential use only. The warranty is extended to the original owner in the US, Canada, Mexico, the UK, Iceland, France, and Spain, and is non-transferable. It does not apply to retailers, commercial applications, or establishments. The original sales receipt is required for all warranty claims. The remedy under this limited warranty shall be product or part replacement at Artika's discretion as provided herein and may not exceed the original purchase price.
- This warranty is valid only on products installed by the building code and laws in effect in the region where the unit is being used, as well as by the provided instruction manual. It does not cover products installed incorrectly or subjected to abnormal use. You may be required to return product(s) or parts (s) for inspection and verification.
- Normal wear and tear, misuse, negligence, vandalism, improper maintenance (surface damage due to chemical interaction or cleaning agents including, but not limited to, scouring pads, use of cleaners containing abrasives, alcohol or other organic solvents) improper handling, accident, abuse, fire, flood, theft, acts of God, neglect, or alteration of the product will not be covered under this limited warranty. It excludes any accessories that accompany the product, including, but not limited to, bulbs or batteries.
- This warranty does not cover handling, labour, transportation, or any other cost associated with the installation or replacement of the product. This limited warranty is valid in the country of purchase and for products sold by Artika authorized retailers



only.

- Artika for Living Inc. will not be held responsible for any direct or consequential damages or injuries related to the use of this product arising from improper use or installation.
- Please visit [www.artika.com](http://www.artika.com) to discover more about Artika for Living Inc.

Artika For Living Inc. 800, Boulevard Hymus Saint-Laurent (Québec) H4S 0B5 Canada

## Customer Service

- Monday to Friday 9 am – 5 pm EST
- Our service is provided to you in English, French, and Spanish.

## FAQs

- **Q: Can this fixture be used outdoors?**

A: No, this fixture is not suitable for outdoor use. It should only be used indoors.


- **Q: What should I do if I encounter interference issues?**

A: Ensure that the device is not causing interference and is capable of accepting any interference received. Follow the provided guidelines for proper operation.

- **Q: Is professional installation required for this product?**

A: While professional installation by a certified electrician is recommended, it may also be a legal requirement in some regions according to local electrical codes.

## Documents / Resources

 <p>artika® 32TRK4-ASC-C1BL</p> <p>INSTRUCTIONS MANUEL IMPORTANT: READ CAREFULLY AND KEEP MANUAL DE INSTRUCCIONES IMPORTANTE: LEER ATENTAMENTE Y CONSERVAR</p>	<p><a href="#">artika 32TRK4-ASC-C1BL Asher 32 In 4L LED Track Light [pdf]</a> Instruction Manual</p> <p>32TRK4-AS, 2AUHG32TRK4-AS, 2AUHG32TRK4AS, 32TRK4-ASC-C1BL Asher 32 In 4L LED Track Light, 32TRK4-ASC-C1BL, Asher 32 In 4L LED Track Light, 4L LED Track Light, LED Track Light, Track Light</p>
---	--

## References

- [User Manual](#)

■ artika

🔑 2AUHG32TRK4-AS, 2AUHG32TRK4AS, 32TRK4-AS, 32TRK4-ASC-C1BL, 32TRK4-ASC-C1BL Asher 32 In 4L LED Track Light, 4L LED Track Light, artika, Asher 32 In 4L LED Track Light, LED Track Light, Track light

---

## Leave a comment

Your email address will not be published. Required fields are marked \*

Comment \*

Name

Email

Website

☐ Save my name, email, and website in this browser for the next time I comment.

**Post Comment**

**Search:**

e.g. whirlpool wrf535swhz

**Search**

[Manuals+](#) | [Upload](#) | [Deep Search](#) | [Privacy Policy](#) | [@manuals.plus](#) | [YouTube](#)

This website is an independent publication and is neither affiliated with nor endorsed by any of the trademark owners. The "Bluetooth®" word mark and logos are registered trademarks owned by Bluetooth SIG, Inc. The "Wi-Fi®" word mark and logos are registered trademarks owned by the Wi-Fi Alliance. Any use of these marks on this website does not imply any affiliation with or endorsement.