



artika 21FM-FLC Ceiling Light Fixture Flint 21 Instruction Manual

[Home](#) » [artika](#) » artika 21FM-FLC Ceiling Light Fixture Flint 21 Instruction Manual 

Contents

- [1 artika 21FM-FLC Ceiling Light Fixture Flint 21](#)
- [2 Product Information](#)
- [3 Product Usage Instructions](#)
- [4 INCLUDED HARDWARE](#)
- [5 INSTALLATION INSTRUCTIONS](#)
- [6 CONNECTION](#)
- [7 WARRANTY](#)
- [8 Contact](#)
- [9 Documents / Resources](#)
 - [9.1 References](#)
- [10 Related Posts](#)



artika 21FM-FLC Ceiling Light Fixture Flint 21



Product Information

Specifications

- **Product Name:** Led ceiling light fixture – Flint 21TM
- **Manufacturer:** Costco Wholesale Corporation
- **Model:** Flint 21MR
- **Power Source:** Electrical
- **Color Temperature Options:** 3000K, 4000K, 5000K
- **Usage:** Indoor use only

FAQ

- **Q:** Can I use the Led ceiling light fixture – Flint 21TM outdoors?
 - **A:** No, this fixture is designed for indoor use only. Using it outdoors may result in damage or malfunction.
- **Q:** How do I select the color temperature?
 - **A:** The Led ceiling light fixture – Flint 21TM offers selectable white technology. Follow the instructions provided with the fixture to choose between the available color temperature options (3000K, 4000K, 5000K).
- **Q:** Is professional installation required?
 - **A:** While it is not mandatory, we recommend having the product installed by a certified electrician to ensure proper installation and adherence to electrical and building codes in your region.
- **Q:** What does the warranty cover?
 - **A:** The warranty covers products installed correctly and used in accordance with the building code and laws in effect in your region, as well as the provided instruction manual. It does not cover incorrect installation or abnormal use. Please refer to the warranty information provided by Artika for Living Inc. for more details.
- **Q:** Where can I find more information about Artika for Living Inc.?
 - **A:** Visit the official website of Artika for Living Inc. at www.artika.com for more information about the company and its products.

Product Usage Instructions

Step-by-Step Installation

Follow these steps to install the Led ceiling light fixture – Flint 21TM:

1. Ensure the main electrical supply is switched off from the fuse box or circuit breaker.
2. If using a dimmer, make sure it is LED compatible.
3. Connect the white wire (N) to the white (N) wire in the electrical box using the wire connector.
4. Connect the black wire (L) to the black (L) wire in the electrical box using the wire connector.
5. Install the diffuser onto the fixture by aligning it with the designated slots and gently pressing it in place.

Selectable White Technology (CCT)

The Led ceiling light fixture – Flint 21TM offers selectable white technology, allowing you to choose between three different color temperature options:

- 3000K (warm white)
- 4000K (neutral white)
- 5000K (cool white)

Select the desired color temperature by following the instructions provided with the fixture.

Important Safety Information

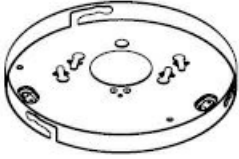


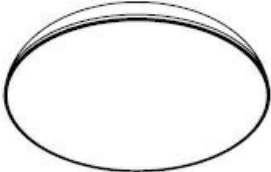
Before using the Led ceiling light fixture – Flint 21TM, please consider the following safety precautions:

- Ensure the circuit breaker or main electrical supply is switched off before installation or maintenance.
- Do not use the fixture outdoors.
- This product must be properly installed and used according to the provided instructions. Failure to do so may void the warranty and can result in product malfunction.
- We recommend having the product installed by a certified electrician, especially if it is a legal requirement in your region.

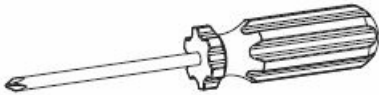
IMPORTANT: READ CAREFULLY AND KEEP.

Residential use only
Indoor use only

INCLUDED HARDWARE

ITEM	DESCRIPTION	QUANTITY
A 	Base	x 1
B 	Junction box screw	x 2
C 	Wire connector	x 3
D 	Diffuser	x 1

WHAT YOU WILL NEED

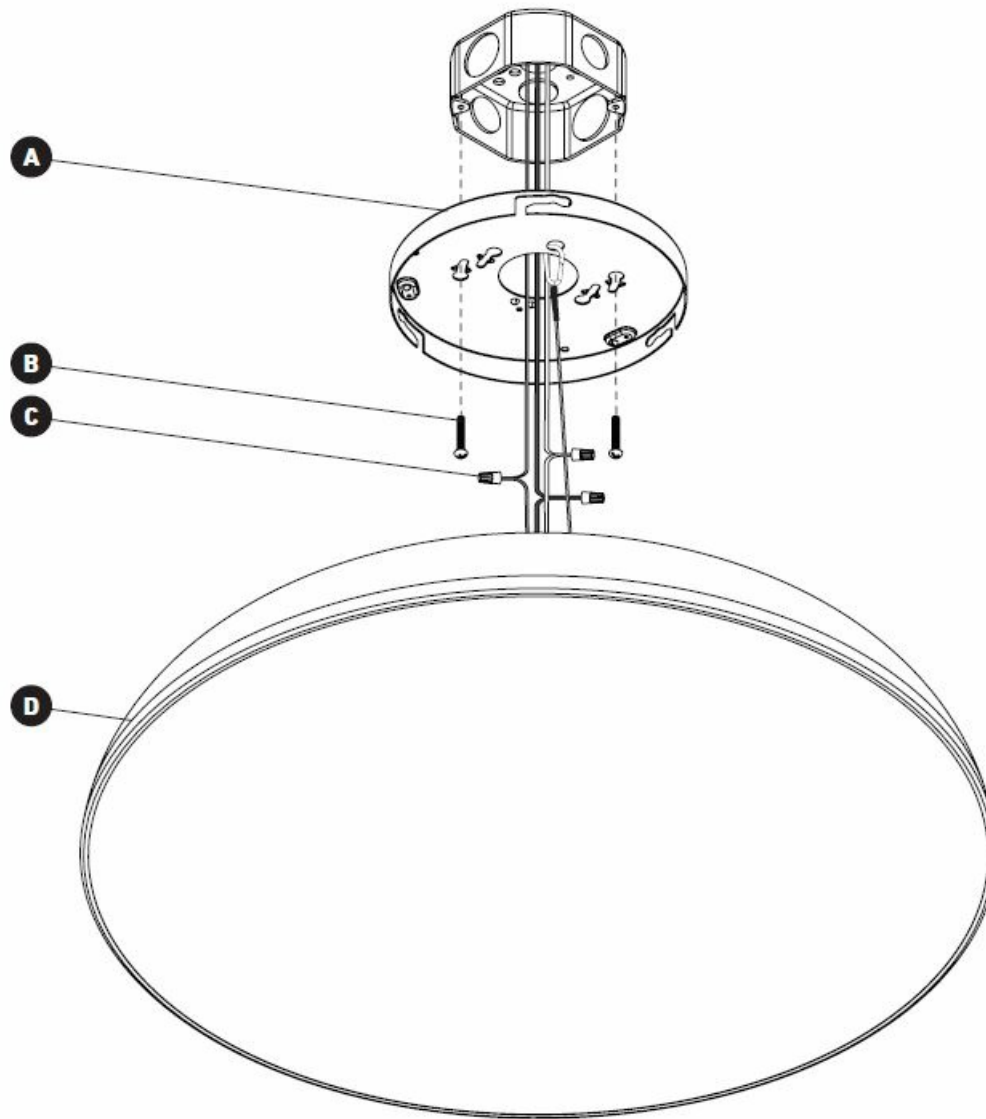


Screwdriver



INSTALLATION INSTRUCTIONS

STEP-BY-STEP INSTALLATION



CAUTION: If using a dimmer, it must be LED-compatible.

IMPORTANT

- The installer and/or user must read, understand and follow these instructions before installing the product. This product must be properly installed before it is used. If instructions are not followed, the manufacturer will not be held responsible for any problems or product malfunction. Failure to follow installation and/or operating instructions voids the warranty.
- We recommend that this product be installed by a certified electrician. In some states or provinces, it is a legal requirement for this type of product to be installed by a certified electrician, according to the electrical and building codes in effect in the region where the product is used.

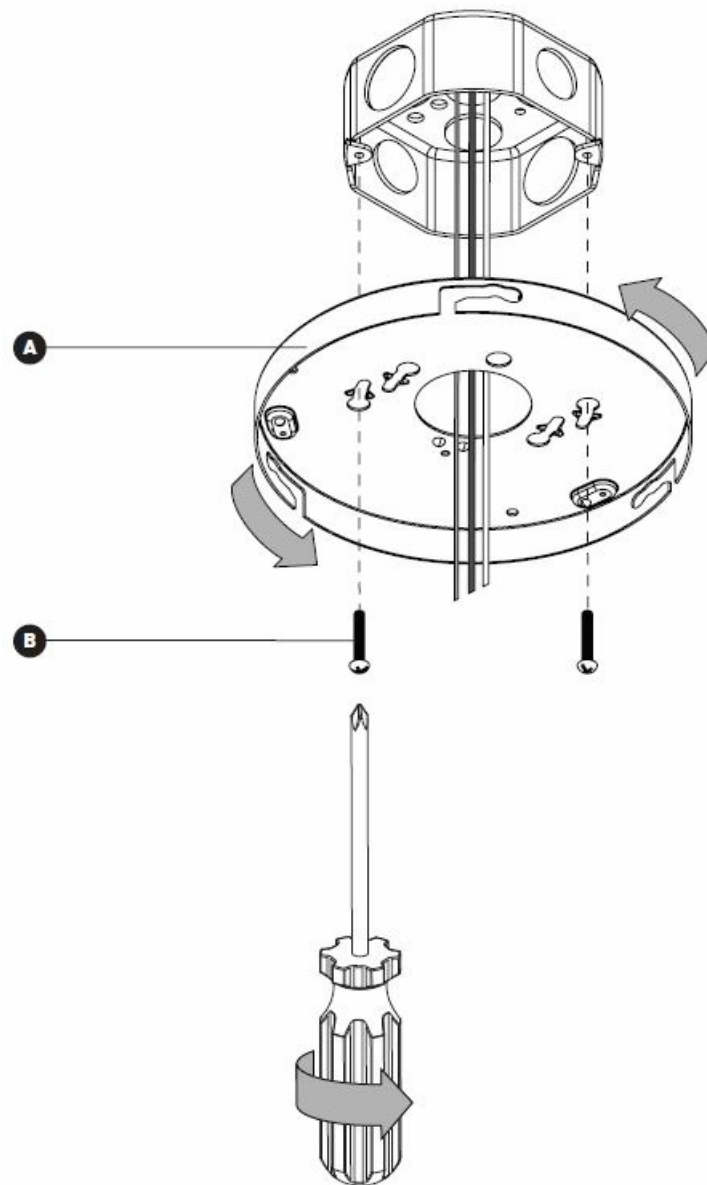
WARNING

- Risk of electrical shock.
- Turn off circuit breaker at the panel.

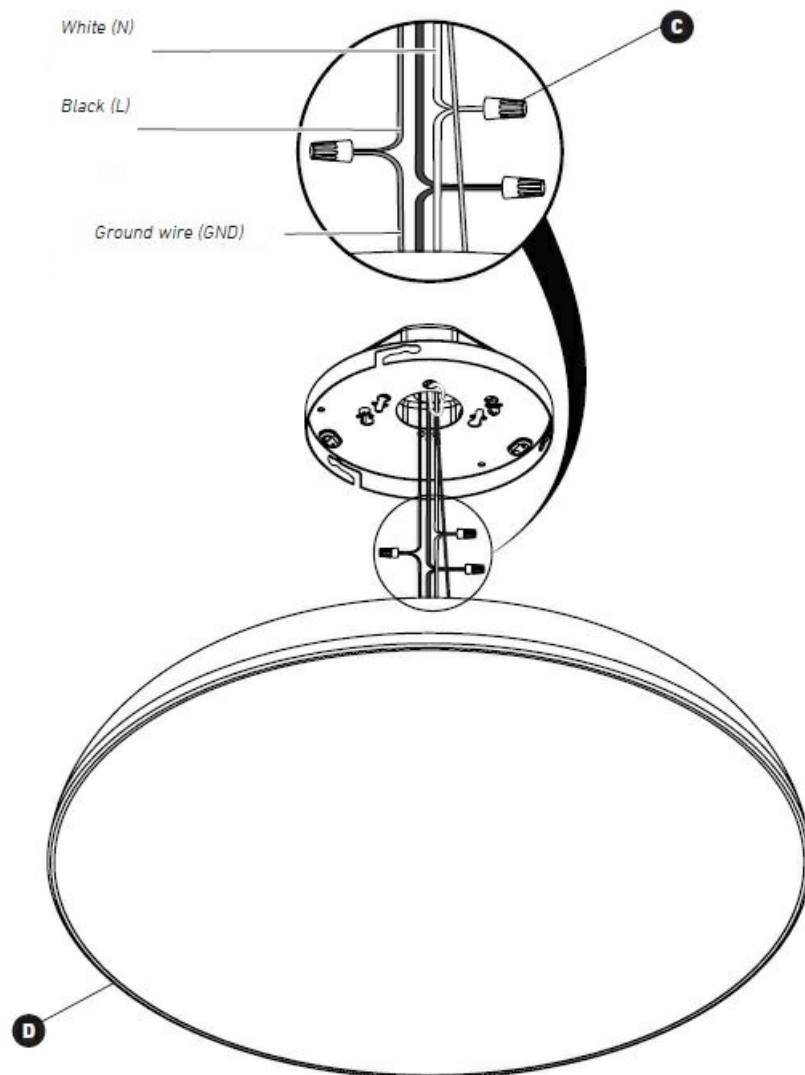
Switch off the main electrical supply from the fuse box/ circuit breaker before installing the unit or doing any

maintenance.
Do not use outdoors.

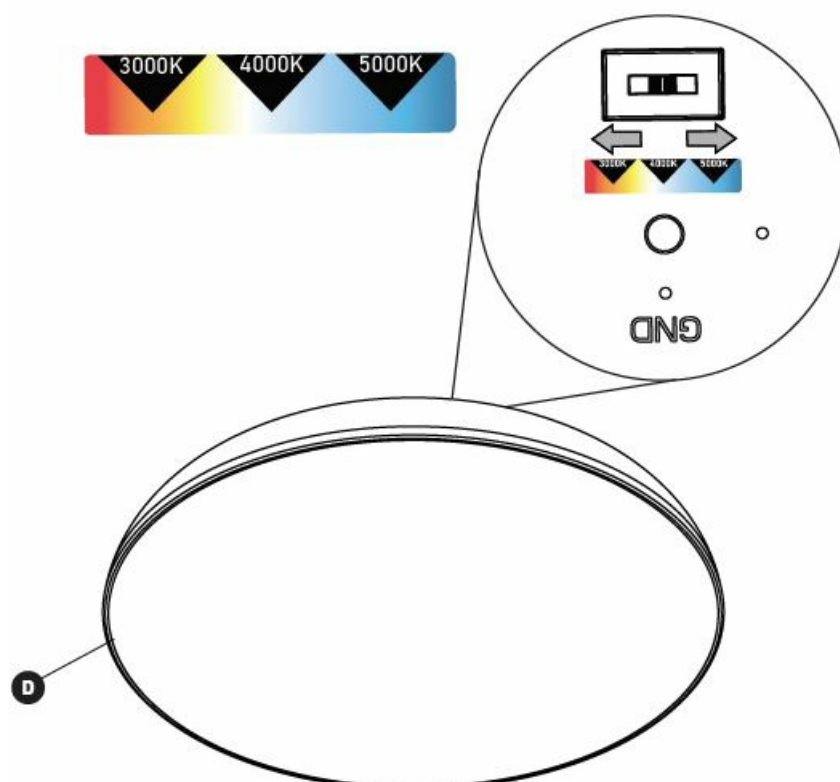
LIGHT FIXTURE INSTALLATION



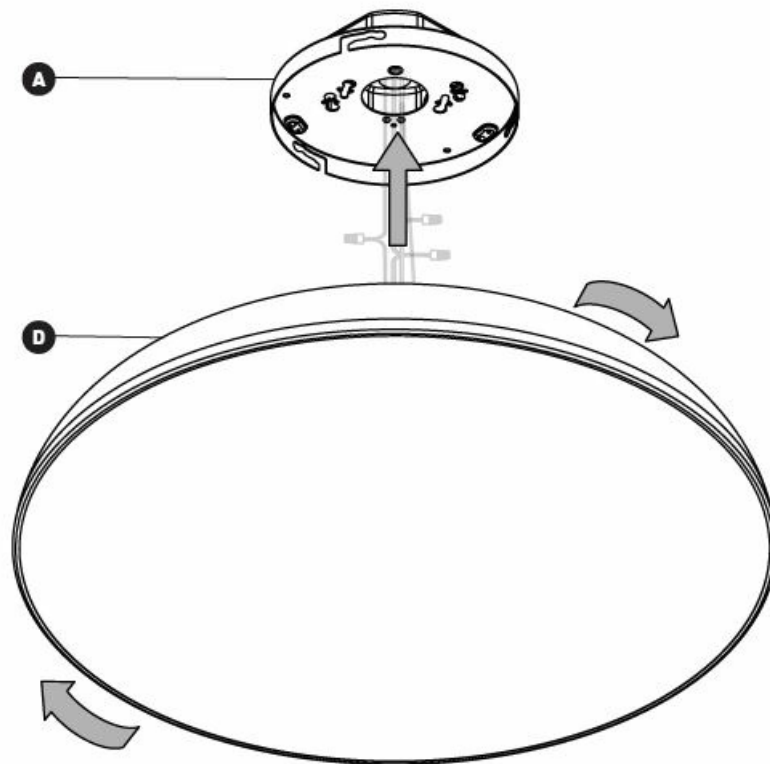
CONNECTION



SELECTABLE WHITE TECHNOLOGY (CCT)



DIFFUSER INSTALLATION



CANADA (IC)

Operation is subject to the following two conditions:

1. this device does not cause interference.
2. this device must accept any interference received, including interference that may cause undesired operation.

WARNING: Any changes or modifications to this unit not expressly approved by the party responsible for compliance could void the user's authority to operate the equipment.

This device complies with Part 15 of the FCC Rules. Operation is subject to the following two conditions:

1. this device does not cause harmful interference.
2. this device must accept any interference received, including interference that may cause undesired operation.

NOTE: This equipment has been tested and found to comply with the limits for Class B digital devices, pursuant to part 15 of the FCC Rules. These limits are designed to provide reasonable protection against harmful interference in a residential installation. This equipment generates, uses and can radiate radio frequency energy and, if not installed and used in accordance with the instructions, may cause harmful interference to radio or television reception. However, there is no guarantee that interference will not occur in a particular installation. If this equipment causes harmful interference to radio or television reception, which can be determined by turning the equipment off and on, the user is encouraged to try to correct the interference by one or more of the following measures:

- Reorient or relocate the receiving antenna.
- Increase the distance between the equipment and the receiver.
- Connect the equipment into an outlet on a circuit that the receiver is not connected to.

- Consult the dealer or an experienced radio/TV technician for help.

WARRANTY

Artika For Living Inc. is proud to offer you a five-year (5) limited warranty on manufacturing defects from the date of purchase for residential use only. The warranty is extended to the original owner in US, Canada, Mexico, the UK, Iceland, France and Spain and is non-transferable. It does not apply to retailers, commercial applications or establishments. The original sales receipt is required for all warranty claims. The remedy under this limited warranty shall be product or part replacement at Artika's discretion as provided herein and may not exceed the original purchase price.

This warranty is valid only on products installed in accordance with the building code and laws in effect in the region where the unit is being used, as well as in accordance with the provided instruction manual. It does not cover products installed incorrectly or subjected to abnormal use. You may be required to return product(s) or component part(s) for inspection and verification.

Normal wear and tear, misuse, negligence, vandalism, improper maintenance (surface damage due to chemical interaction or cleaning agents including, but not limited to, scouring pads, use of cleaners containing abrasives, alcohol or other organic solvents) improper handling, accident, abuse, fire, flood, theft, acts of God, neglect, or alteration of the product will not be covered under this limited warranty. It excludes any accessories that accompany the product including, but not limited to bulbs or batteries.

This warranty does not cover handling, labour, transportation, or any other cost associated with the installation or replacement of the product. This limited warranty is valid in the country of purchase and for products sold by Artika authorized retailers only. Artika for Living Inc. will not be held responsible for any direct or consequential damages or injuries related to the use of this product arising from improper use or installation of this product.

Please visit www.artika.com to discover more about Artika for Living Inc.

Contact

Artika For Living Inc.

- 1756, 50th Avenue
- Montréal (Lachine), Québec Canada H8T 2V5
- 1-866-661-9606
- support@artika.com
- www.artika.com

Customer Service

- Monday to Friday
- 9 am – 5 pm EST

Made in China

Documents / Resources

 <p>INSTRUCTION MANUAL IMPORTANT: READ CAREFULLY AND KEEP</p> <p>MANUEL D'INSTRUCTIONS IMPORTANT: À LIRE ATTENTIVEMENT ET À CONSERVER.</p> <p>MANUAL DE INSTRUCCIONES IMPORTANTE: LEER DETENIDAMENTE Y CONSERVAR.</p> <p>CE, RoHS, ENEC, ENEC</p>	<p>artika 21FM-FLC Ceiling Light Fixture Flint 21 [pdf] Instruction Manual 21FM-FLC Ceiling Light Fixture Flint 21, 21FM-FLC, Ceiling Light Fixture Flint 21, Light Fixture Flint 21, Fixture Flint 21, Flint 21</p>
--	--

References

- [Modern Lighting Fixtures | Best Online Lighting Store | Artika](#)
- [User Manual](#)