



ART Eight Output Isolated Power Supply With USB ISO-8U User Manual

[Home](#) » [ART](#) » ART Eight Output Isolated Power Supply With USB ISO-8U User Manual 



APPLIED RESEARCH AND TECHNOLOGY
ISO – 8U
Eight Output Isolated Power Supply With USB
User’s Manual



Contents

1	IMPORTANT SAFETY INSTRUCTION – READ FIRST
2	INTRODUCTION
3	FEATURES
4	INSTALLATION and OPERATION
4.1	Status LED's
4.2	SAG Voltage
4.3	APPLICATIONS
5	Cable Choices
6	Powering your Pedals
7	WARRANTY INFORMATION
7.1	Limited Warranty
8	Online Registration
9	Exclusions
10	SERVICE
11	SPECIFICATIONS
12	Documents / Resources
12.1	References
13	Related Posts

IMPORTANT SAFETY INSTRUCTION – READ FIRST



This symbol, whenever it appears alerts you to the presence of uninsulated dangerous voltage inside the enclosure voltage that may be sufficient to constitute a risk of shock.



This symbol, whenever it appears, alerts you to important operating and maintenance instructions in the accompanying literature. Please read the manual.

Read Instructions: Retain safety and operating instructions for future reference. Heed all warnings printed here and on the equipment. Follow the operating instructions printed in this user manual.

Do not open: There are no user-serviceable parts inside. Refer any service work to qualified technical personnel only.

Environment: Protect from excessive dirt, dust, heat, and vibration when operating and storing. Avoid tobacco ash, drink spillage and smoke, especially that associated with smoke machines.

Handling: Protect the controls from damage during transit. Use adequate padding if you need to ship the unit. To avoid injury to yourself or damage to the equipment, take care when lifting, moving or carrying the unit.

Servicing: Refer servicing to qualified technical personnel.

Installation: Install the unit in accordance with the instructions printed in the user manual.

INTRODUCTION

Thank you for purchasing Applied Research and Technology's ISO-8U. Two high-power outputs can provide 250mA. All other outputs are capable of providing up to 100mA. There is one variable voltage output to simulate

worn batteries.

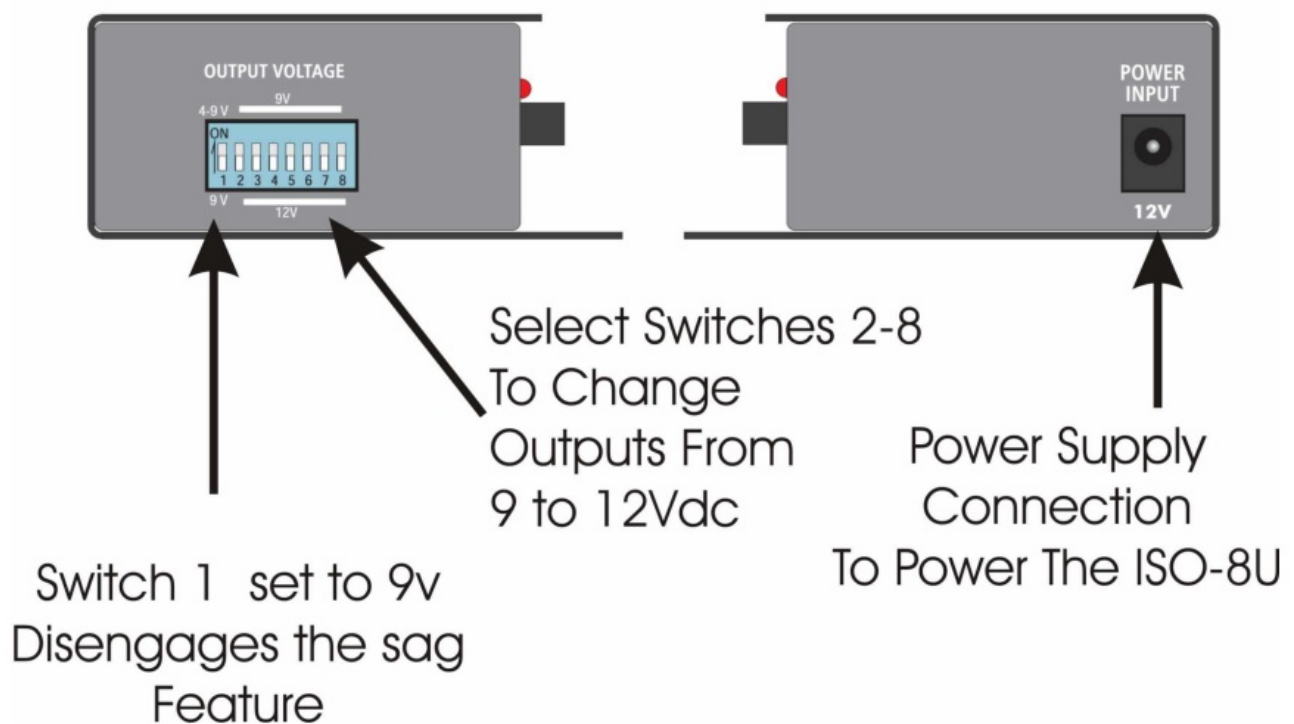
Each output is individually current limited and short circuit protected. An Output status indicator goes out when there is a fault (i.e. short, current protection, or temp overload). A USB type A jack can provide high power charging up to 10Watts.

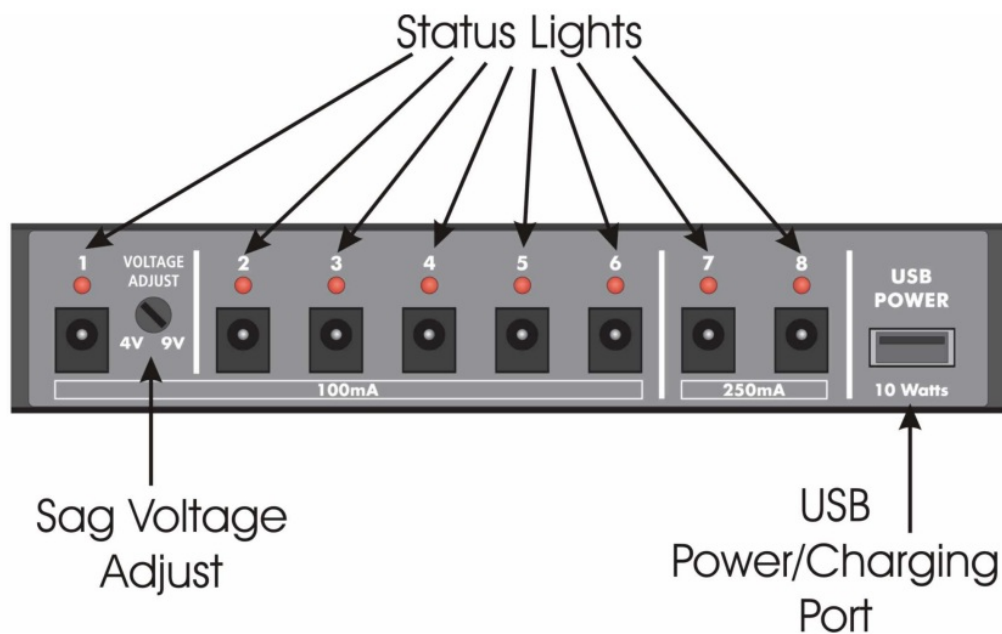
The unit comes with a wide variety of cables to connect your pedals including battery clip adapters, large and small diameter power plugs, and "Y" for expanding the number of devices you can connect and even a polarity reversing cable.

FEATURES

- Eight Isolated DC Outputs
- One Adjustable Output
- Each Output Has a switchable voltage
- USB Power jack for high-speed charging
- Comes with multiple adaptor cords
- Runs off a Universal power supply
- Tie wrap slots for clean wire routing
- Perfect for powering guitar pedals, and pedalboards
- Designed and developed in the USA

INSTALLATION and OPERATION





Status LED's

These LEDs remain lit as long as there are no electrical faults with the cabling or the pedal you are supplying power to. If a particular fault is seen at one of the outputs, the LED dims or turns off and the voltage at that output will diminish. The cable connection on the output with the fault will have to be removed and reconnected for the output to be reset.

SAG Voltage

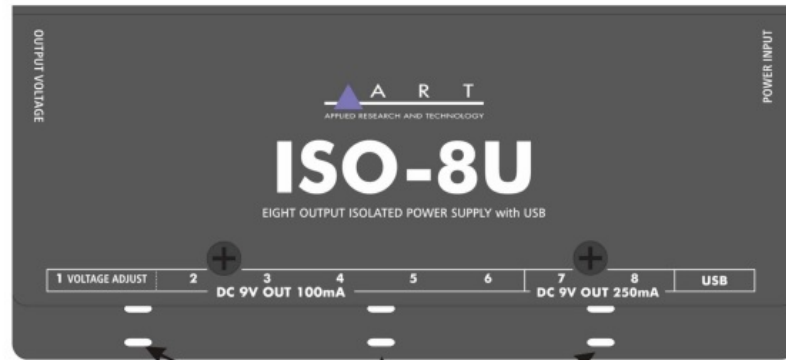
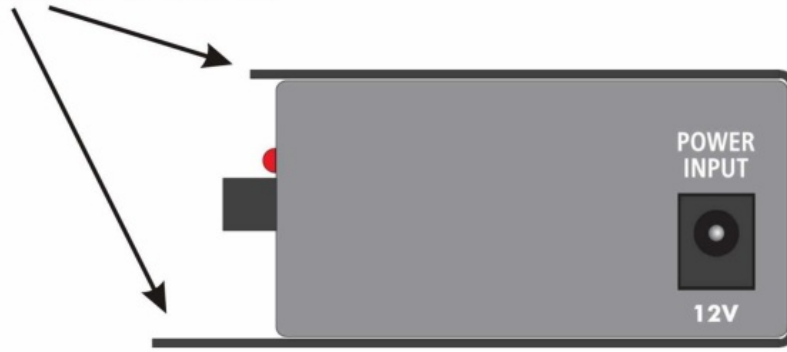
To enable this function on voltage output1 the dip switch will need to be set to 4-9v. Then the user can vary the voltage from the pot on the unit face

APPLICATIONS

The ART ISO-8U is designed so that it can be mounted on a pedal base using Velcro. The front and sides are recessed to protect the cables and controls.

The bottom edge of the ISO-8U has slots that allow you to use cable ties to control the routing of the power cables. Once you loosely insert the wire ties through the slots you can run the power cables through the remaining loops. Once all of the cables are in place, you can tighten down the wire ties.

Protects Cables



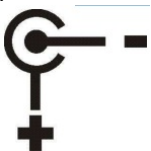
Cut outs
For Cable Ties

Cable Choices

Qty	Cable Description
6	24-inch straight barrel 5.1mm to 5.1mm barrel
2	24-inch Rt. Angle 5.1mm to 5.1mm barrel
1	Battery clip to 5.1mm barrel
1	Polarity reversal 5.1mm to 5.1mm barrel
1	“Y” cable (5.1mm) barrel
1	3.5mm barrel to 5.1mm barrel

Powering your Pedals

The first step in using the ART ISO-8U to power your device would be to make sure that the pedal device you want to use can be powered by a dc supply. The range on the ART ISO-8U is 9 or 12vdc or combining to outputs to achieve 18 or 24vdc, remember that there is a max current draw on each output. Then verify the polarity of the pedal device you are wanting to power. Generally, 9V battery-powered devices will draw less than 100mA.



The ART ISO-8U uses the negative center pin configuration. This will determine if you need to use the polarity reversal cable or one of the standard cables. This will allow you to use a pedal that has a positive center pin. Before you connect the cable from the unit, make sure you set the dipswitch to the appropriate voltage (9v or 12v).

If you have a pedal device that does not have a power jack and is powered by a 9V battery, then you can use the cable that has the battery tab connector.

There is a limitation on current loading, as this unit is not meant to run all of the outputs at their maximum current draw.

WARRANTY INFORMATION

Limited Warranty

Applied Research and Technology will provide warranty and service for this unit in accordance with the following warrants:

Applied Research and Technology, (A R T) warrants to the original purchaser that this product and the components thereof will be free from defects in workmanship and materials for a period of three years from the date of purchase. Applied Research and Technology will, without charge, repair or replace, at its option, defective product or component parts upon prepaid delivery to the factory service department or authorized service center, accompanied by proof of purchase date in the form of a valid sales receipt.

Online Registration

We recommend that you register your product online to insure prompt warranty repair servicing on any repair issues. Please go to www.artproaudio.com. Select "Support", then "Product Registration". Then input your information here.

Exclusions

This warranty does not apply in the event of misuse or abuse of the product or as a result of unauthorized alterations or repairs. This warranty is void if the serial number is altered, defaced, or removed.

A R T reserves the right to make changes in design or make additions to or improvements upon this product without any obligation to install the same on products previously manufactured.

A R T shall not be liable for any consequential damages, including without limitation damages resulting from loss of use. Some states do not allow limitations of incidental or consequential damages, so the above limitation or exclusion may not apply to you. This warranty gives you specific rights and you may have other rights, which vary from state to state.

For units purchased outside the United States, an authorized distributor of Applied Research and Technology will provide service

Fill in the following information for your reference:

Date of purchase _____

Purchased from _____

SERVICE

The following information is provided in the unlikely event that your unit requires service.

Be sure that the unit is the cause of the problem. Check to make sure the unit has power, all cables are connected correctly, and the cables themselves are in working condition.

You may want to consult with your dealer for assistance in troubleshooting or testing your particular configuration.

If you believe that the ART unit is at fault, go to www.artproaudio.com.

Select "Support", then "Return Authorization Request" to request a return authorization number.

If you are returning the unit for service, pack the unit in its original carton or a reasonable substitute. The original packaging may not be suitable as a shipping carton, so consider putting the packaged unit in another box for shipping. Print the RA number clearly on the outside of the shipping box. Print your return shipping address on the outside of the box.

Include, with your unit, a note with the RA number and your contact information, including a return shipping address (we cannot ship to a P.O. box) and a daytime phone number, and a description of the problem, preferably attached to the top of the unit. Also, include a copy of your purchase receipt.

SPECIFICATIONS

Input Connections	12v/2.5A Universal
Output Connections	2.1mm x 5.1mm barrel connection, negative tip
Max output current	Out1-6: 100mA Out 7, 8: 250mA
Cables provided	6-24-inch 5.1mm to 5.1mm 2-24-inch Rt. Angle 5.1mm to 5.1mm 1-Battery clip to 5.1mm 1-Polarity reverse 5.1mm to 5.1mm 1-"Y" cable (5.1mm) 1-3.5mm to 5.1mm
USB Output	10 Watts Max
External Power required	100-240VAC 50/60hz 30W universal power supply configured for country of destination
Dimensions (HxWxD)	1.33-inch x 6.95-inch x 3.3-inch (34 x 177 x 84 mm)
Weight	1.3lbs / .59kg

www.artproaudio.com


E-mail: support@artproaudio.com

© 2020 Applied Research & Technology / Yorkville Sound

ISO-8U

ISO-5004-102

Documents / Resources

 <p>ISO - 8U Eight Output Isolated Power Supply 100W 200 ISO-8U User's Manual A R T www.artproaudio.com</p>	<p>ART Eight Output Isolated Power Supply With USB ISO-8U [pdf] User Manual ISO - 8U, Eight Output Isolated Power Supply, ART</p>
--	---

References

- [ART Pro Audio](#)