



ART VISION ARV17 Virtual Reality Viewer With Built In Earbuds User Manual

[Home](#) » [ART VISION](#) » ART VISION ARV17 Virtual Reality Viewer With Built In Earbuds User Manual 

ART VISION ARV17 Virtual Reality Viewer With Built In Earbuds



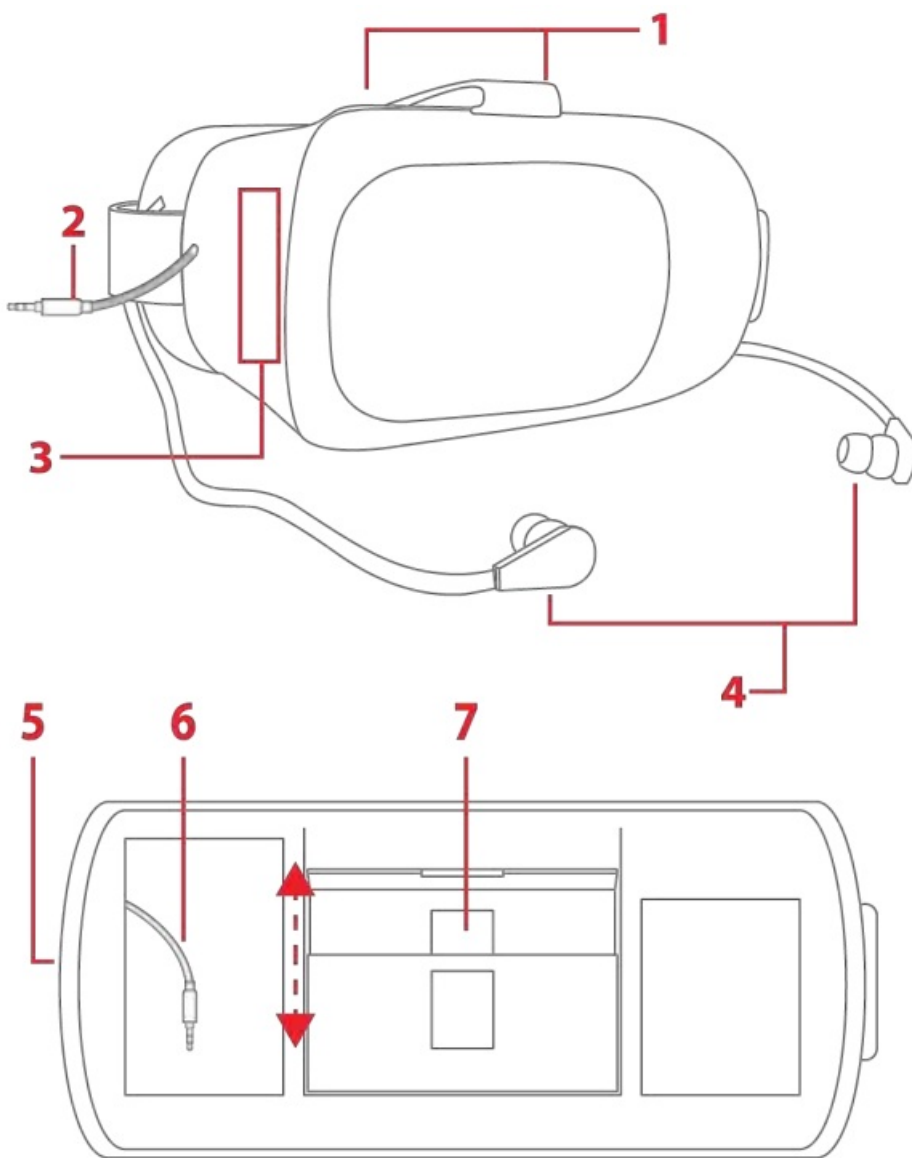
Contents

- [1 Location of Controls](#)
- [2 In the Box](#)
- [3 Setup and Installation](#)
- [4 Warnings](#)
- [5 Legal Information](#)
- [6 Limited Warranty](#)
- [7 Questions and Customer Support](#)
- [8 Documents / Resources](#)
 - [8.1 References](#)
- [9 Related Posts](#)

Location of Controls

(Headset)

1. Lens Sliders
2. Headset Aux Cable
3. Phone Cradle Slot
4. Earbuds
(Phone Cradle)
5. Phone Cradle Headphone Jack
6. Phone Cradle Aux Cable
7. Adjustable Spring Brace – Moves up/down

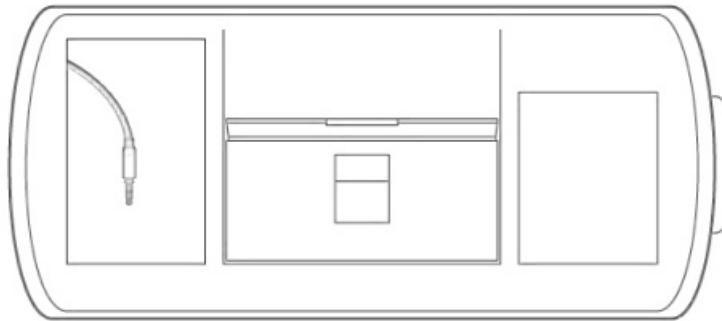
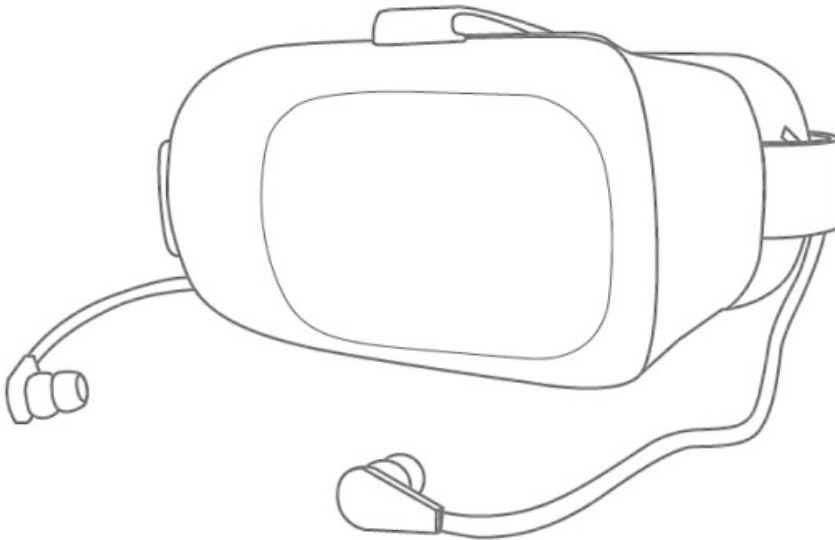


NOTE: The phone cradle can support Android and iOS phones between 4.7" – 6.2".

Follow the instructions below to setup the headset with your phone.

In the Box

Headset

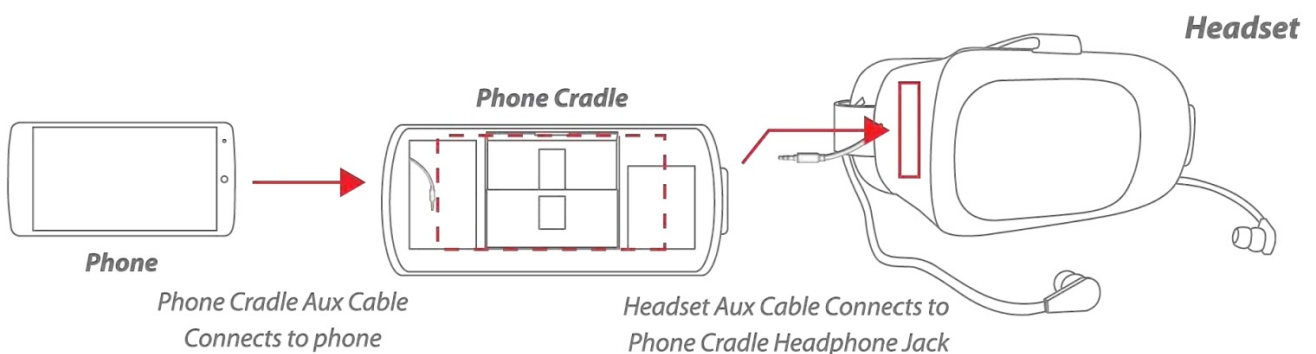


Phone Cradle

Setup and Installation

NOTE: If your phone is equipped with a protective case or sleeve, you may need to remove it to properly install to the headset.

1. Remove the Phone Cradle and insert your phone by depressing the Spring Brace and placing it in so that the screen is facing toward you. Attach the Phone Cradle's Aux Cable into the phone's headphone jack.
2. Reinsert the Cradle into the Cradle Slot.
3. Attach the Headset Aux Cable into the Phone Cradle's Headphone Jack.
4. Adjust the lens using the Lens Sliders on the top of the headset.



Warnings

There are numerous apps and games dedicated to VR use on the Apple App Store and Google Play Store.

VR headsets should NEVER be used when operating or near any vehicle or machinery.

Do NOT use the VR headset when near any kind of environmental hazard INCLUDING steep inclines, falls, pits, etc.

If you are moving around while using the VR headset, you must be FULLY AWARE OF YOUR SURROUNDINGS, in other words, use the VR headset while in an enclosed room with zero hazards, always make sure that there is another person nearby while using the headset in case of injury.

Do not use the headset for more than 2 hours at a time.

If you feel sleepy or drowsy, do NOT use the headset.

Please use a high resolution phone for VR movies and games, using lower resolution phones can result in blurry or damaged vision.

Legal Information

READ CAREFULLY AND KEEP THIS MANUAL

Note: This equipment has been tested and found to comply with the limits for a Class B digital device, pursuant to part 15 of the FCC Rules. These limits are designed to provide reasonable protection against harmful interference in a residential installation. This equipment generates, uses and can radiate radio frequency energy and, if not installed and used in accordance with the instructions, may cause harmful interference to radio communications. However, there is no guarantee that interference will not occur in a particular installation. If this equipment does cause harmful interference to radio or television reception, which can be determined by turning the equipment off and on, the user is encouraged to try to correct the interference by one or more of the following measures:

- Reorient or relocate the receiving antenna.
- Increase the separation between the equipment and receiver.
- Connect the equipment into an outlet on a circuit different from that to which the receiver is connected.
- Consult the dealer or an experienced radio/TV technician for help.

Caution: Any changes or modifications not expressly approved could void the user's authority to operate the equipment.

Limited Warranty

90 Days Limited Warranty

In the unlikely event that this product is defective, or does not perform properly, you may within ninety (90) days from your original date of purchase return it to the authorized service center for repair or exchange.

TO OBTAIN WARRANTY SERVICE:

- Go to our website portal to receive an SRO number.

- Provide proof of the date of purchase within the package (dated bill of sale).
- Prepay all shipping costs to the authorized service center, and remember to insure your return.
- Include a return shipping address (no P.O. Boxes), a telephone contact number, and the defective unit within the package.
- Describe the defect or reason you are returning the product.

Your product will be repaired or replaced, at our option, for the same or similar model of equal value if examination by the service center determines this product is defective. Products received damaged as a result of shipping will require you to file a claim with the carrier.

The shipping address of the authorized service center is:

Customer Service Dept. 36
c/o Southern Telecom
400 Kennedy Drive
Sayreville NJ 08872

Should you have any questions or problems concerning this product, please visit our website at:



www.SouthernTelecom.com

Click on Product Support

Warranty service not provided

This warranty does not cover damage resulting from accident, misuse, abuse, improper installation or operation, lack of reasonable care, and unauthorized modification. This warranty is voided in the event any unauthorized person opens, alters or repairs this product. All products being returned to the authorized service center for repair must be suitably packaged.

Limitation of Warranty:

- THE WARRANTY STATED ABOVE IS THE ONLY WARRANTY APPLICABLE TO THIS PRODUCT. ALL OTHER WARRANTIES, EXPRESS OR IMPLIED (INCLUDING ALL IMPLIED WARRANTIES OF MERCHANTABILITY OR FITNESS FOR A PARTICULAR PURPOSE) ARE HEREBY DISCLAIMED. NO VERBAL OR WRITTEN INFORMATION GIVEN BY AIT, INC. ITS AGENTS, OR EMPLOYEES SHALL CREATE A WARRANTY OR IN ANYWAY INCREASE THE SCOPE OF THIS WARRANTY.
- REPAIR OR REPLACEMENT AS PROVIDED UNDER THIS WARRANTY IS THE EXCLUSIVE REMEDY OF THE CONSUMER. AIT, INC. SHALL NOT BE LIABLE FOR INCIDENTAL OR CONSEQUENTIAL DAMAGES RESULTING FROM THE USE OF THIS PRODUCT OR ARISING OUT OF ANY BREACH OF ANY EXPRESS OR IMPLIED WARRANTY ON THIS PRODUCT. THIS DISCLAIMER OF WARRANTIES AND LIMITED WARRANTY ARE GOVERNED BY THE LAWS OF THE STATE OF NEW YORK. EXCEPT TO THE EXTENT PROHIBITED BY APPLICABLE LAW, ANY IMPLIED WARRANTY OF MERCHANTABILITY OR FITNESS FOR A PARTICULAR PURPOSE ON THIS PRODUCT IS LIMITED TO THE APPLICABLE WARRANTY PERIOD SET FORTH ABOVE.

Some states do not allow the exclusion nor limitation of incidental or consequential damages, or limitations on how long an implied warranty lasts so the above limitations on exclusions may not apply to you. This warranty gives you specific legal rights, and you also may have other rights that vary from state to state.

Questions and Customer Support


For further assistance or troubleshooting, please visit our website:

www.SouthernTelecom.com

Click on Product Support

ART+VISION™

Documents / Resources

	ART VISION ARV17 Virtual Reality Viewer With Built In Earbuds [pdf] User Manual ARV17 Virtual Reality Viewer With Built In Earbuds, ARV17, Virtual Reality Viewer With Built In Earbuds, Reality Viewer With Built In Earbuds, Viewer With Built In Earbuds, With Built In Earbuds, Built In Earbuds
--	---

References

-  [Search - Manual-Hub.com](#)