



Array By Hampton 23661B Revive Keypad Installation Guide

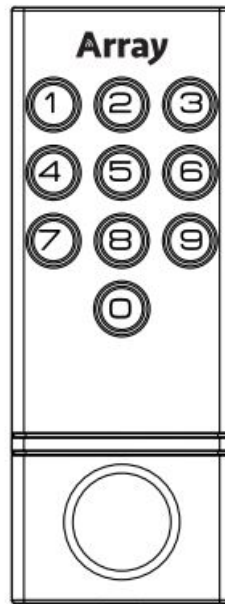
[Home](#) » [Array By Hampton](#) » Array By Hampton 23661B Revive Keypad Installation Guide 

Contents

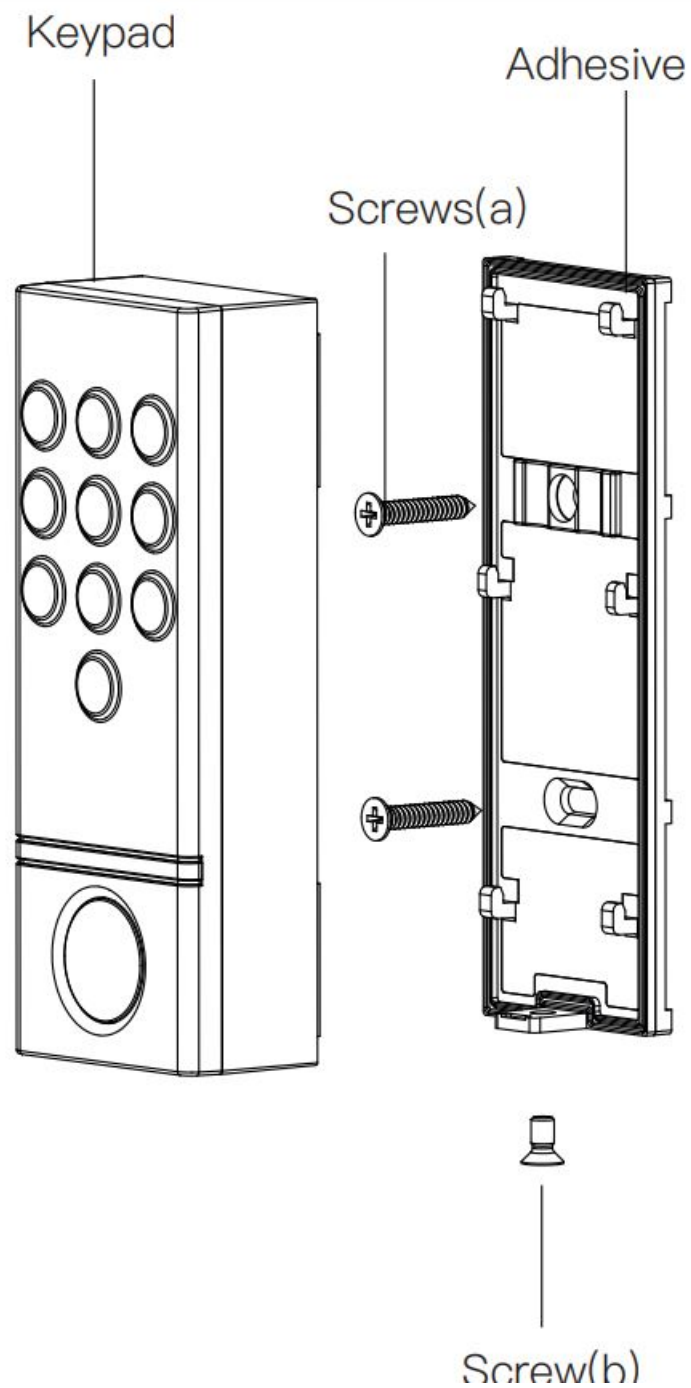
- [1 Array By Hampton 23661B Revive Keypad](#)
- [2 Overview](#)
- [3 In the box](#)
- [4 Contact us](#)
- [5 Setup](#)
- [6 IC Warning](#)
- [7 FCC Caution](#)
- [8 Documents / Resources](#)
 - [8.1 References](#)
- [9 Related Posts](#)

Array

Array By Hampton 23661B Revive Keypad



Overview



In the box

- Array Revive Keypad
- Mounting Hardware
- Quick Installation Guide

Contact us



Scan to access installation video and updated manual

<http://www.laviewusa.com/>
info@laviewusa.com

Setup

- a. Click “+” on the top right corner of the revive keypad App’s home page to find your device;
- b. Follow the in-app instructions to complete setup.

IC Warning

This device complies with Industry Canada’s licence-exempt RSSs. Operation is subject to the following two conditions:

- (1) This device may not cause interference.
- (2) This device must accept any interference, including interference that may cause undesired operation of the device.

This equipment complies with FCC radiation exposure limits set forth for an uncontrolled environment. This equipment should be installed and operated

FCC Caution

This device complies with part 15 of the FCC Rules. Operation is subject to the following two conditions:

- (1) This device may not cause harmful interference.
- (2) this device must accept any interference received, including interference that may cause undesired operation. Any Changes or modifications not expressly approved by the party responsible for compliance could void the user’s authority to operate the equipment.

Note: This equipment has been tested and found to comply with the limits for a Class B digital device, pursuant to part 15 of the FCC

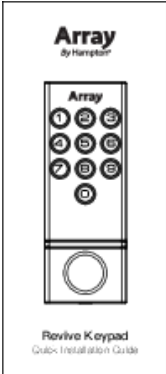
Rules. These limits are designed to provide reasonable protection against harmful interference in a residential installation. This equipment generates uses and can radiate radio frequency energy and, if not installed and used in accordance with the instructions, may cause harmful interference to radio communications. However, there is no guarantee that interference will not occur in a particular installation. If this equipment does cause harmful interference to radio or television reception, which can be determined by turning the equipment off and on, the user is encouraged to try to correct the interference by one or more of the following measures:

- Reorient or relocate the receiving antenna.
- Increase the separation between the equipment and receiver.
- Connect the equipment into an outlet on a circuit different from that to which the receiver is connected.
- Consult the dealer or an experienced radio/TV technician for help.

FCC Radiation Exposure Statement

This equipment complies with FCC radiation exposure limits set forth for an uncontrolled environment.
This equipment should be installed and operated with minimum distance 5mm between the radiator & your body.

Documents / Resources

	<p>Array By Hampton 23661B Revive Keypad [pdf] Installation Guide H101K, 2AQY4-H101K, 2AQY4H101K, 23661B Revive Keypad, Revive Keypad</p>
---	---

References

- [Wifi Security Cameras by Laveiw- Home Security Simplified – LaView Store USA](#)