



ARMYTEK Wizard C2 WG Multi Flashlight User Manual

[Home](#) » [ARMYTEK](#) » ARMYTEK Wizard C2 WG Multi Flashlight User Manual 



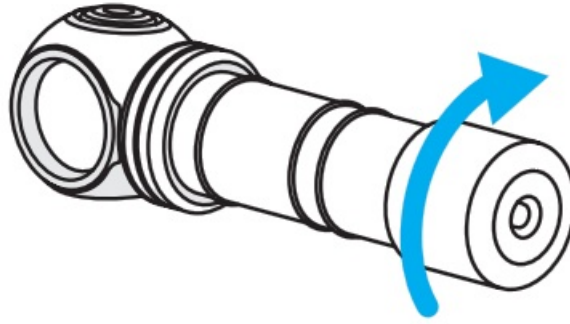
WIZARD C2 WG MULTI FLASHLIGHT USER MANUAL

Thank you for choosing the products of Armytek.
Please read this manual carefully before using the flashlight.

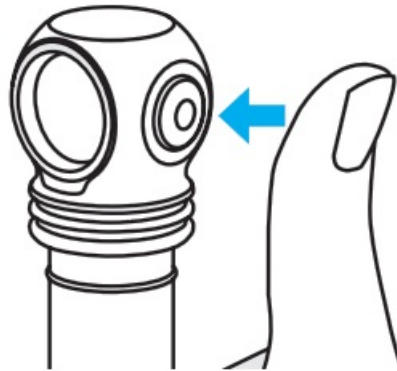
Contents

- [1 OPERATION](#)
- [2 CHARGER COLOR INDICATION](#)
- [3 WARRANTY AND SERVICE](#)
- [4 Documents / Resources](#)
 - [4.1 References](#)
- [5 Related Posts](#)

OPERATION



Before use: Tighten the tailcap as far as it can go.



In OFF state:

1. **click:** To turn on the last used mode. **Press and hold:** To turn on Firefly mode of the last used light. Keeping button pressed will start cycling through modes of the chosen light. Release to select.

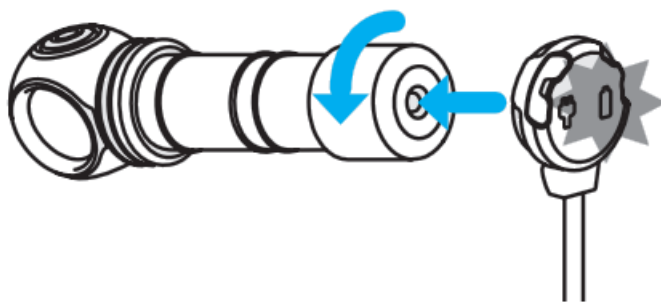
In ON state:

1. **click:** To turn off the flashlight. **Press and hold:** To start cycling through modes of the chosen light. Release to select.
2. **clicks:** To switch between white and green light in any mode.

Add/Remove Strobe modes. Unscrew the tailcap to 1/4 while the flashlight is off, press the button, tighten the tailcap while keeping the button pressed and then unscrew it again.

Lock-out function. Unscrew the tailcap to 1/4 for protection from accidental switching on.

HOW TO CONNECT THE MAGNETIC CHARGER



Unscrew the tailcap to 1/4 of a circle and adjust the magnetic charger to the tailcap.

CHARGER COLOR INDICATION

Charger not plugged in:

Green — device is in waiting mode.

Charger plugged in:

Green blinking — evaluation of battery voltage.

Red blinking — unscrew the tailcap to 1/4 for charging.

Orange blinking — USB power source voltage is too low for correct continuation of charging or bad contact between charger and battery. Clean the tailcap and the threads of the flashlight parts, use a different power source.

Red — charging with rated charging current is going on.

Orange — USB power source voltage is too low, charging current is reduced.

Green — charging is finished.



WARNINGS

- For effective operation of the flashlight we recommend branded 18650 Li-Ion batteries without PCB (unprotected) no more than 70 mm long.
- The flashlight can get hot in Turbo and Strobe modes quickly and discharge the battery with high current. Don't leave it without your attention as very bright light might heat objects and cause fire.
- For storage or transportation of the flashlight in a pocket or a bag it is necessary to activate the lock-out function to ensure protection from accidental switching on.
- It is forbidden to charge the battery inside the flashlight when the ambient temperature is below 0 °C.

WARRANTY AND SERVICE

Armytek provides free warranty repairs for 10 years (excluding batteries, chargers, switches and connectors, which have 2-year warranty) from the date of purchase if there is a document confirming the purchase. The warranty does not extend to damage during:

1. Improper usage.
2. Attempts to modify or repair the flashlight by nonqualified specialists.
3. Application in chlorinated, contaminated liquids or sea water.
4. Immersion into liquids in case of broken leakproofness.

5. Exposure to high temperatures and chemicals, including the liquids from defected batteries.
6. Usage of low-quality batteries.

Armytek

Germany, 10551 Berlin, Jonasstraße 6

+1 (206) 785-9574 • service@armytek.com • www.armytek.com


Specifications are subject to change without notice.

Scan to view full manual



https://www.armytek.com/images/companies/1/full-manuals/manual_armytek_wizard_v4_c2_reg_wg_magnet_usb_ml_full.pdf

Documents / Resources



[ARMYTEK Wizard C2 WG Multi Flashlight](#) [pdf] User Manual

Wizard C2 WG Multi Flashlight, Wizard C2 WG, C2 WG Multi Flashlight, Multi Flashlight, C2 WG Flashlight, C2 WG, Flashlight

References

-  [Armytek Flashlights and Headlamps — 10 Years Warranty | Armytek.com](#)
-  [Armytek Official Website in Finland - Headlamps & EDC & Tactical flashlights | Armytek.fi](#)
-  [Latarki LED Armytek — Oficjalny przedstawiciel Armytek na Polsce | Armytek.pl](#)
-  [Armytek Flashlights and Headlamps — Official Website in Germany | ArmytekStore.de](#)