

ARMYTEK CRYSTAL WUV Compact Multi Flashlight Instruction Manual

[Home](#) » [ARMYTEK](#) » ARMYTEK CRYSTAL WUV Compact Multi Flashlight Instruction Manual 



REV_0001
CRYSTAL WUV
COMPACT MULTI FLASHLIGHT

Contents

- [1 CRYSTAL WUV Compact Multi Flashlight](#)
- [2 CHARGING](#)
- [3 WARRANTY AND SERVICE](#)
- [4 Documents / Resources](#)
 - [4.1 References](#)

CRYSTAL WUV Compact Multi Flashlight

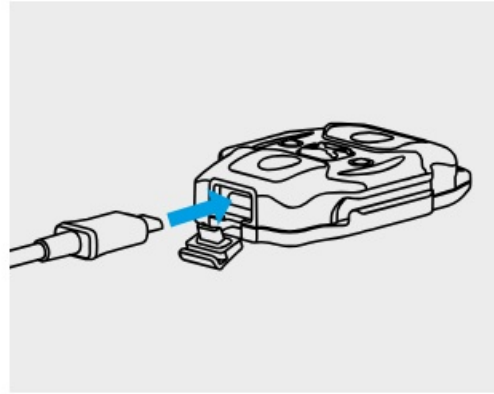
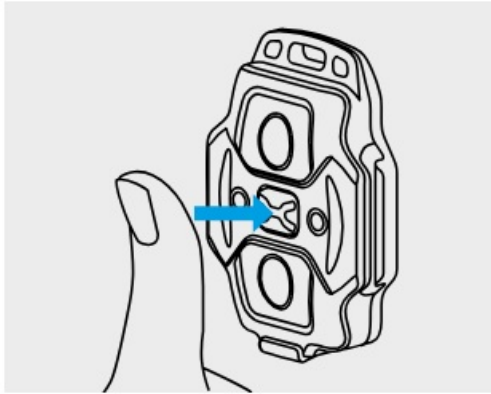
Scan to view full manual.



https://www.armytek.com/images/companies/1/full-manuals/manual_armytek_crystal_reg_uv_full.pdf

USER MANUAL

Thank you for choosing the products of Armytek.



In OFF state:

1 click: To turn on the last used mode.

In ON state:

1 click: To turn off the flashlight.

Press and hold: To start cycling through the modes of the chosen light from any mode: Firefly – Main1 – Main2 – Main3 – Beacon. Release to select.

The same in OFF & ON states:

2 clicks: To switch between white and ultraviolet light in any mode.

Lock-out function. To lock/unlock the flashlight, press and hold the button for 4 seconds when the flashlight is off. The white LED will blink once, confirming the action.

CHARGING

Insert Micro USB cable into the socket and connect it to the USB-A output of any power source (e.g. wall adapter, Powerbank or computer). Approximate charging time for a fully discharged battery is 2 h 50 min.

Indication of the charging process:

Red – charging is in progress. Green – charging is finished.

It is forbidden to charge the flashlight when the ambient temperature is below 0 °C.

WARRANTY AND SERVICE

Armytek provides free warranty repairs for 5 years (excluding built-in batteries, mounts, holders, switches and connectors, which have 12 months warranty) from the date of acquisition if there is a document confirming the purchase.

The warranty does not apply to magnets, silicone covers of connectors and buttons, silicone installation rings and holders, clips, silicone grips, holsters, lanyards, O-rings and pads, Velcro tapes. The warranty also does not extend to damage during:

1. Improper usage.
2. Attempts to modify or repair the flashlight by nonqualified specialists.
3. Application in chlorinated, contaminated liquids or sea water.
4. Immersion into liquids in case of broken leakproofness.
5. Exposure to high temperatures and chemicals, including the liquids from defected batteries.

Armytek Worldwide / Representative in EU

Germany, 10551 Berlin, Jonasstraße 6


+1 (206) 785-95-74, +49 (30) 3119-68-00

service@armytek.com • www.armytek.com

Repräsentanz in Deutschland
Deutschland, 10551 Berlin, Jonasstraße 6
+49 (30) 3119-68-00 • service@armytekstore.de • www.armytekstore.de
Przedstawicielstwo w Polsce
ul. Władysława Wysockiego, 84a, 15-167 Białystok, Polska
+48 (85) 662-55-98 • service@armytek.pl • www.armytek.pl
Specifications are subject to change without notice.

CRYSTAL WUV REV_0001

Documents / Resources

	ARMYTEK CRYSTAL WUV Compact Multi Flashlight [pdf] Instruction Manual CRYSTAL WUV Compact Multi Flashlight, CRYSTAL WUV, Compact Multi Flashlight, Multi Flashlight, Flashlight
---	--

References

- [User Manual](#)

Manuals+ Privacy Policy

This website is an independent publication and is neither affiliated with nor endorsed by any of the trademark owners. The "Bluetooth®" word mark and logos are registered trademarks owned by Bluetooth SIG, Inc. The "Wi-Fi®" word mark and logos are registered trademarks owned by the Wi-Fi Alliance. Any use of these marks on this website does not imply any affiliation with or endorsement.