



ARGOX 49-21403-071
Desktop Bar Code Printer



ARGOX 49-21403-071 Desktop Bar Code Printer Installation Guide

[Home](#) » [ARGOX](#) » ARGOX 49-21403-071 Desktop Bar Code Printer Installation Guide 

Contents

- [1 ARGOX 49-21403-071 Desktop Bar Code Printer](#)
- [2 Product Usage Instructions](#)
- [3 Assembly](#)
- [4 Loading Ribbon](#)
- [5 Documents / Resources](#)
 - [5.1 References](#)
- [6 Related Posts](#)



ARGOX 49-21403-071 Desktop Bar Code Printer



Specifications

- Model: OS-214EX Pro / OS-200 Pro
- Compliance: IEC 60950-1: 2005+A1: 2009, EN 60950-1: 2006+A11: 2009+A1: 2010+A12: 2011
- EMC: EN 55032: 2015+AC: 2016 (Class A), EN 55024: 2010 + A1: 2015
- Connectivity: Serial Port (RS232-C), USB Type A, USB Type B

Product Usage Instructions

Installation

1. Ensure the device is placed on a stable surface.
2. Connect the necessary cables – RS232, USB Type A, and USB Type B as per your requirement.

Media Setup

1. Load the media/label roll into the designated compartment.
2. Adjust the media guides to fit the width of the media.

Powering On

1. Plug in the power cable to a suitable power source.
2. Press the power button to turn on the device.

Printing:

1. Ensure the printer driver is correctly installed on your computer.
2. Send the print command from your computer to the printer.

FAQ:


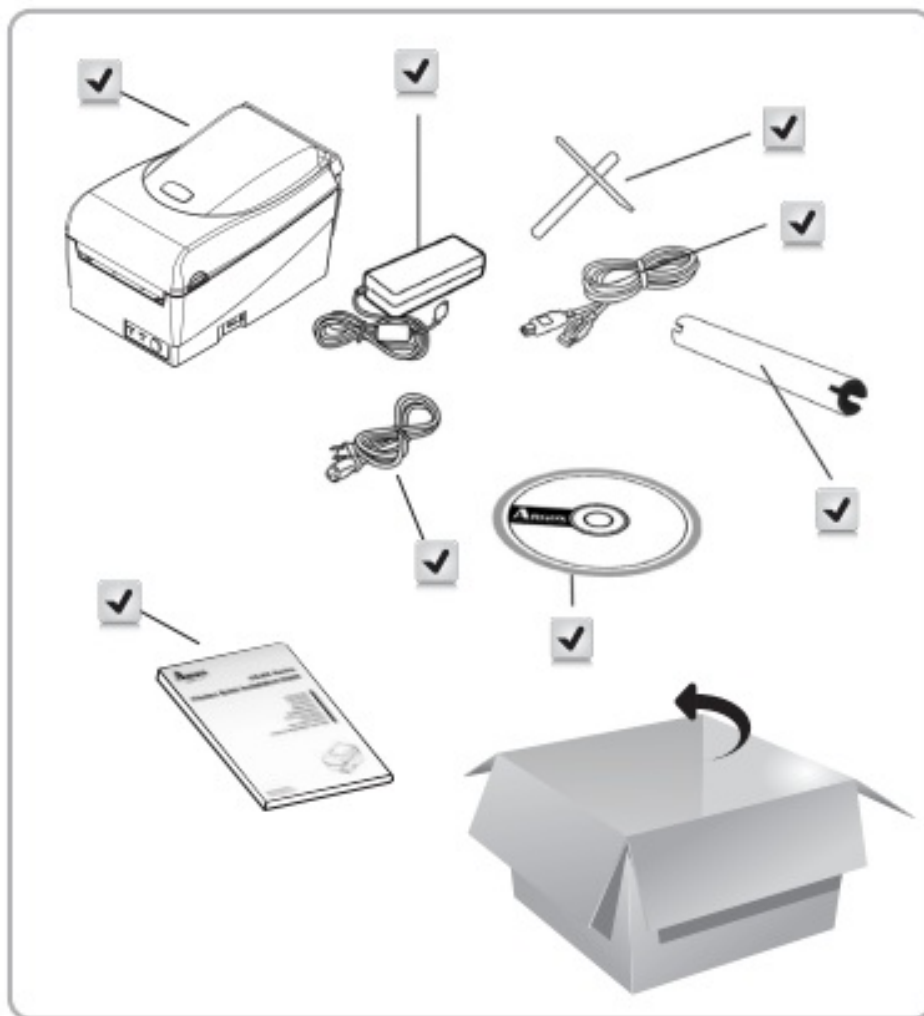
- **Q: What should I do if the printer does not power on?**

A: Check the power source and cable connections. Ensure the power button is pressed correctly.

- **Q: How can I troubleshoot printing issues?**

A: Make sure the media is loaded correctly and the printer driver is up to date. Check for any error messages on the printer display.

Assembly

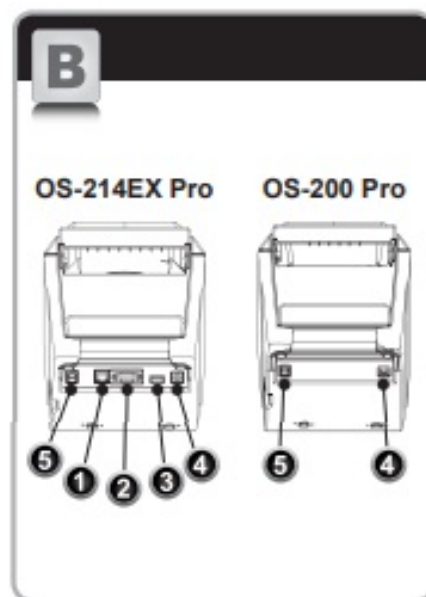
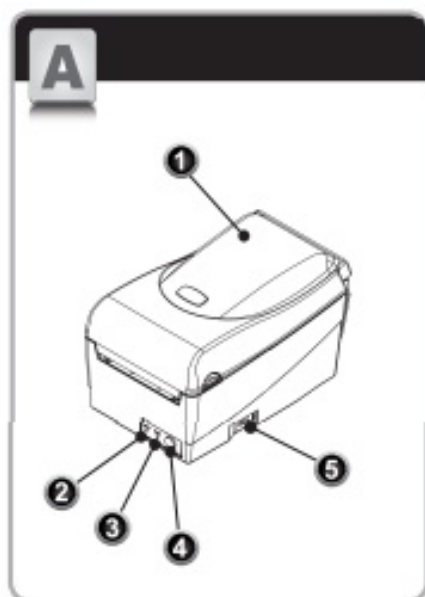


-A- 1

1. Ton Cover
2. Power Indicator
3. Ready Indicator
4. Feed Button
5. Power Switch

-B-

1. Ethernet
2. Serial Port (RS232-C)
3. USB Type A
4. 5 USB Type B

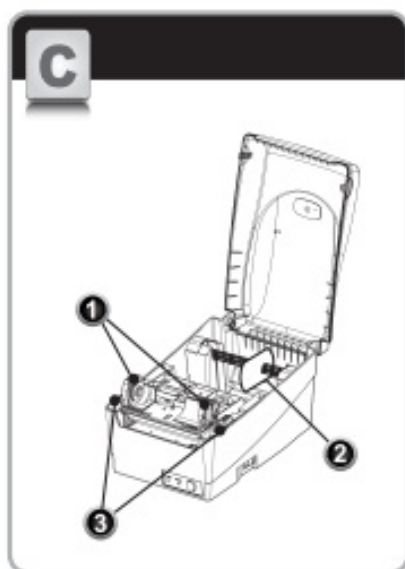


-C-

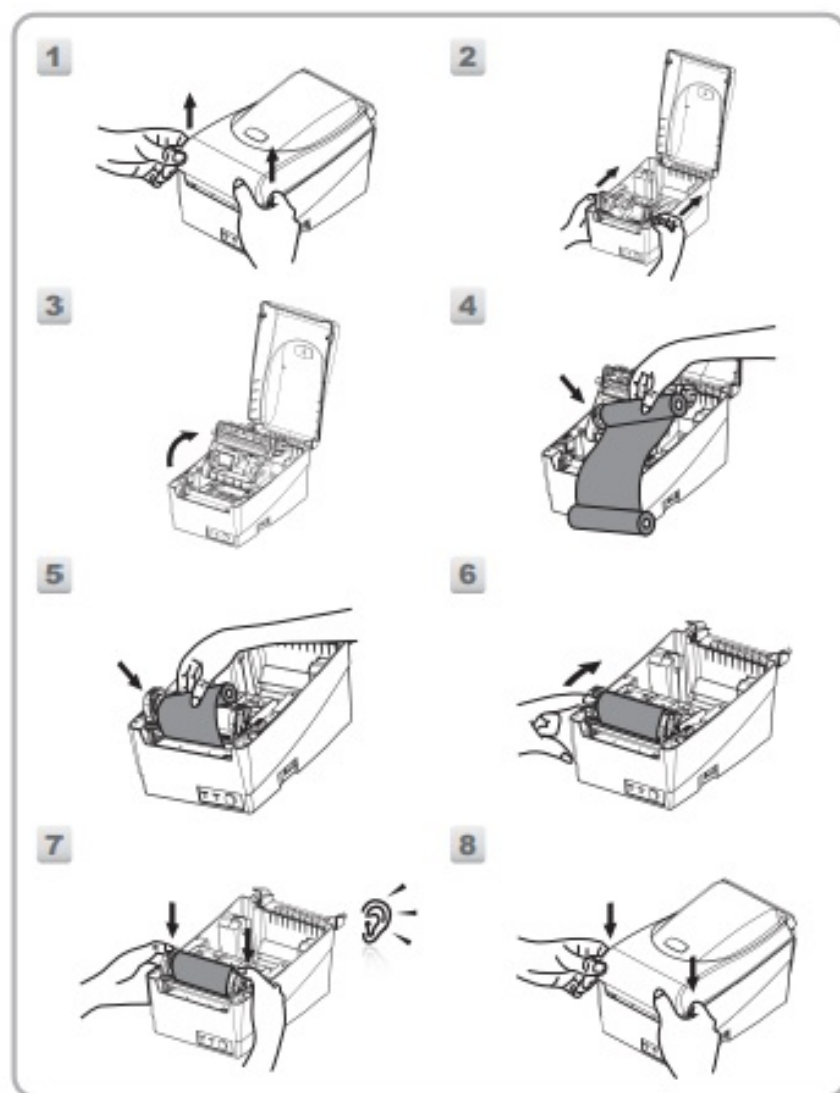
1. Ribbon Pick-up Holder
2. Media Hanger
3. Release Levers

-D-

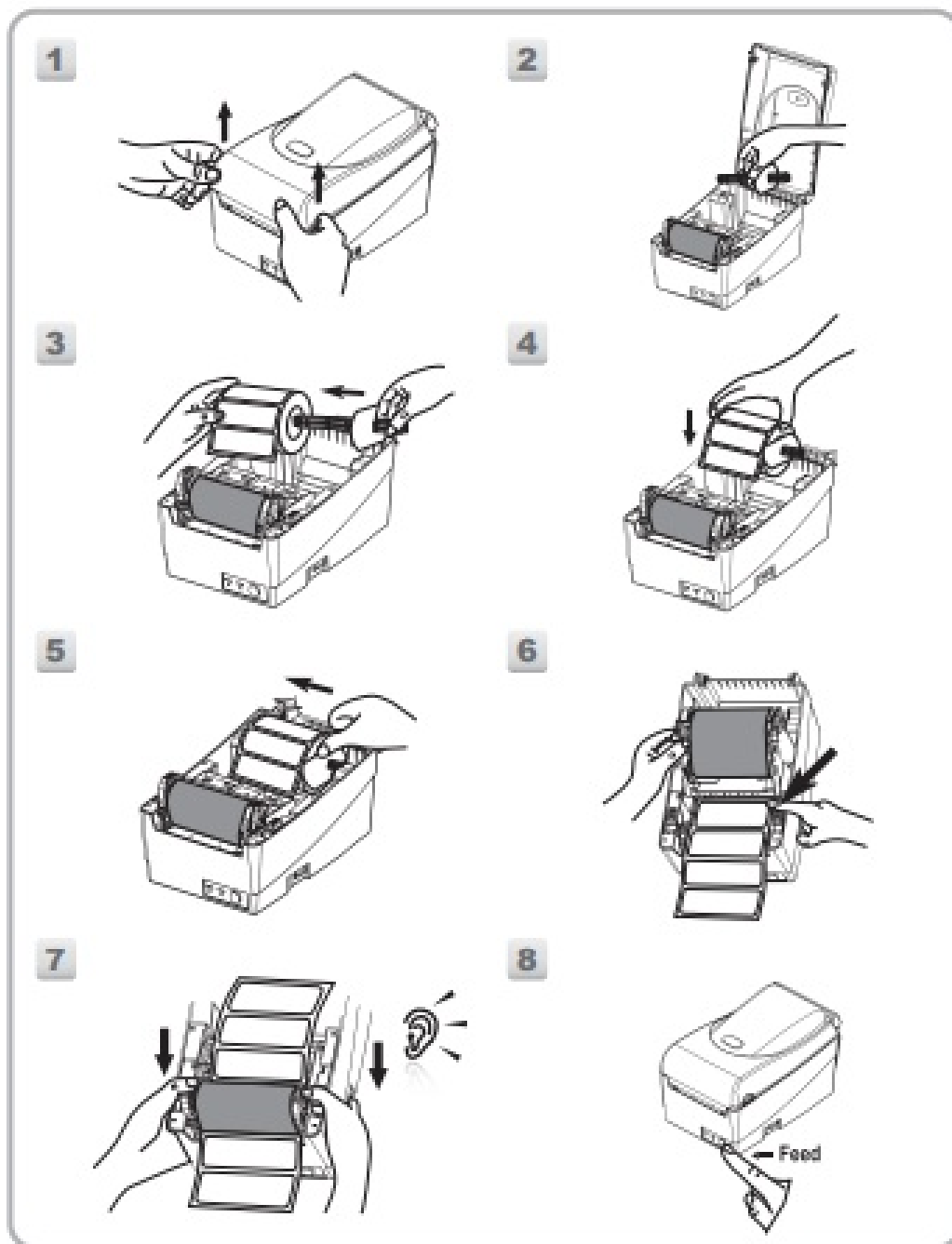
1. Ribbon Supply Holder
2. Platen Roller
3. Thermal Print Head



Loading Ribbon



Loadina Media



The user is cautioned that any changes or modifications not recommended by Argox Information Co. Ltd. could result in the loss of the user's authority to operate the equipment. To ensure compliance, the users must use accessories and peripherals approved by Argox Information Co. Ltd.



Supplemental Information: This device complies with the requirement of FCC Part 15 Rules. Operation is subject to the following two Conditions:

1. This device may not cause harmful interference and
2. This device must accept any interference received, including interference that may cause undesired operation.

INDUSTRY CANADA NOTICE:

This device complies with Industry Canada ICES-003 class A requirements. Cet équipement est conforme a ICES-003 classe A de la norm Industrielle Canadian



IEC 60950-1: 2005+A1: 2009

EN 60950-1: 2006+A11: 2009+A1: 2010+A12: 2011



EMC: EN 55032: 2015+AC: 2016, Class A

EN 55024: 2010 + A1: 2015



Argox Information Co., Ltd certifies that the following products and/or components are compliant with the current requirements of the European Union Restriction on the use of Hazardous Substances (RoHS) Directive, 2011/65/EU.

CAUTION: Risk of Explosion if Battery is replaced by an Incorrect Type. Dispose of Used Batteries According to the Instructions.

Argox Information Co., Ltd.

8F., No. 28, Baogao Rd., Xindian Dist.,

New Taipei City 231029, Taiwan (R.O.C.)

Tel: +886-2-8912-1121 Fax: +886-2-8912-1

<https://www.argox.com>

<https://www.youtube.com/user/argoxmkt>

Copyright © 2023. Argox Information Co.Ltd., All Rights Reserved.

<ul style="list-style-type: none"> • CP-2140EX Pro • Equipment name • Type designation (Type) 						
unit	Restricted substances and its chemical symbols					
	Lead (Pb)	Mercury (Hg)	Cadmium (Cd)	Hexavalent chromium (Cr+6)	Polybrominated biphenyls (PBB)	Polybrominated diphenyl ethers (PBDE)
		○	○	○	○	○
		○	○	○	○	○
	○	○	○	○	○	○
		○	○	○	○	○
		○	○	○	○	○
<ul style="list-style-type: none"> • Note 1: "Exceeding 0.1 wt %" and "exceeding 0.01 wt %" indicate that the percentage content of the restricted substance exceeds the reference percentage value of presence condition. • Note 2: "○" indicates that the percentage content of the restricted substance does not exceed the percentage of reference value of presence • Note 3 The "–" indicates that the restricted substance corresponds to the exemption. 						

Part No: 49-21403-071

Revision Date: Nov. 2023

Documents / Resources

	ARGOX 49-21403-071 Desktop Bar Code Printer [pdf] Installation Guide 49-21403-071 Desktop Bar Code Printer, 49-21403-071, Desktop Bar Code Printer, Bar Code Printer, Code Printer, Printer
---	--

References

- [A Argox | a Sato Company](#)
- [User Manual](#)

[Manuals+](#), [Privacy Policy](#)

This website is an independent publication and is neither affiliated with nor endorsed by any of the trademark owners. The "Bluetooth®" word mark and logos are registered trademarks owned by Bluetooth SIG, Inc. The "Wi-Fi®" word mark and logos are registered trademarks owned by the Wi-Fi Alliance. Any use of these marks on this website does not imply any affiliation with or endorsement.