

ArduCam B0385 USB Global Shutter Color Low Distortion Camera Module User Guide

[Home](#) » [ArduCam](#) » ArduCam B0385 USB Global Shutter Color Low Distortion Camera Module User Guide 



USB Global Shutter Color
Low Distortion Camera
Module



1MP OV9782
(SKU: B0385)
QUICK START GUIDE

Contents

1 INTRODUCTION

2 SPECS

3 QUICK START

4 Documents / Resources

4.1 References

5 Related Posts

INTRODUCTION

- About Arducam

Arducam has been a professional designer and manufacturer of SPI, MIPI, DVP, and USB cameras since 2012. We also offer customized turnkey design and manufacturing solution services for customers who want their products to be unique.

- **About this USB Camera,**

The B0385 is a new member of Arducam's USB camera family. It's a 1MP global shutter color, UVC compliant, low distortion USB 2.0 camera. This USB camera is based on the 1/4" OV9782 image sensor, and you can read more about its specs in the next chapter. Arducam also provides a sample application that demonstrates some of the features of this camera.

- **About UVC**

The B0385 is a UVC-compliant camera. The native UVC drivers of Windows, Linux, and Mac shall be compatible with this camera so that it does not require extra drivers to be installed.

- **About Customer Service**

If you need our help or want to customize other models of USB cameras, feel free to contact us at support@arducam.com

SPECS

Camera	
Sensor	Global Shutter Color OV9782
Optical Size	1/4 inch
Resolution	1MP 1280H x 800V
Data Format	MJPEG/YUY2
Pixel Size	3μm*3μm
Dynamic Range	68DB
Frame rate	MJPEG 100fps@1280×800/ 800×600/ 640×480/ 320×240; YUY 10fps@1280×800/ 1280×720.

Lens	
Field of View (FOV)	70°(H)
Lens Mount	M12*P0.5 mm
IR Sensitivity	With IR filter, sensitive to Visible light

Functionality and Compatibility	
Auto Controlled Features	Exposure/ White balance
System Compatibility	Win7/8/10, Linux, Mac, and OS with UVC driver

Power	
Power Supply	DC 5V
Working Current	MAX 200mA
Physical	
Operating Temp.	-4°F~158°F (-20°C~+70°C)
Dimension	38x38mm
Cable Length	Default 3.3ft (1M)

QUICK START

- **How to download the program**

Download the APP Amcap from the following link

<https://www.arducam.com/downloads/app/AMCap.exe>

NOTE: For Mac OS, please open the native software facetime and select the video camera “Arducam OV9782 USB Camera” .

- **How to connect the camera**

Connect the one end of the USB 2.0 cable to the

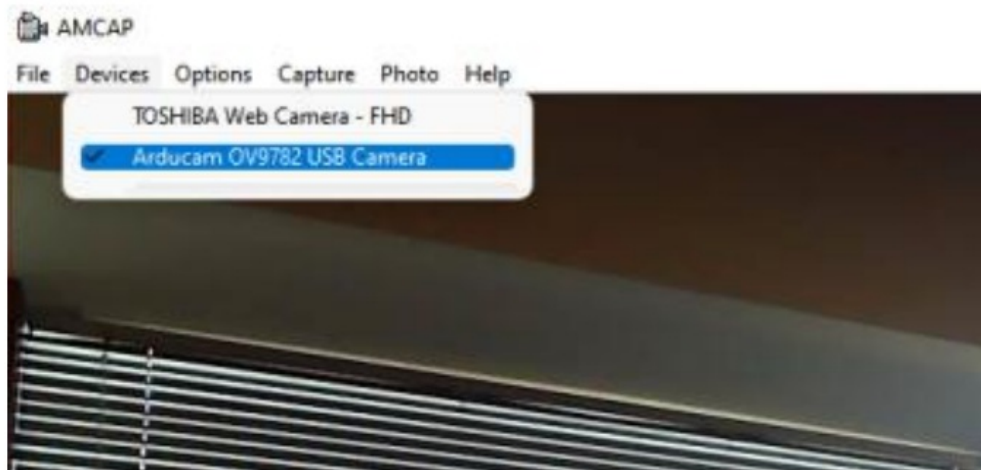
USB 2.0 connector provided on the back of B0385, and connect the other end to the USB 2.0 host controller on the computer.

How to use the program (Windows demo only)

The Menu bar at the top of the shown image contains a few menu items and the current preview resolution and the frame rate are displayed on the bottom bar when the application is running. The following sections describe each of the menu items in detail.

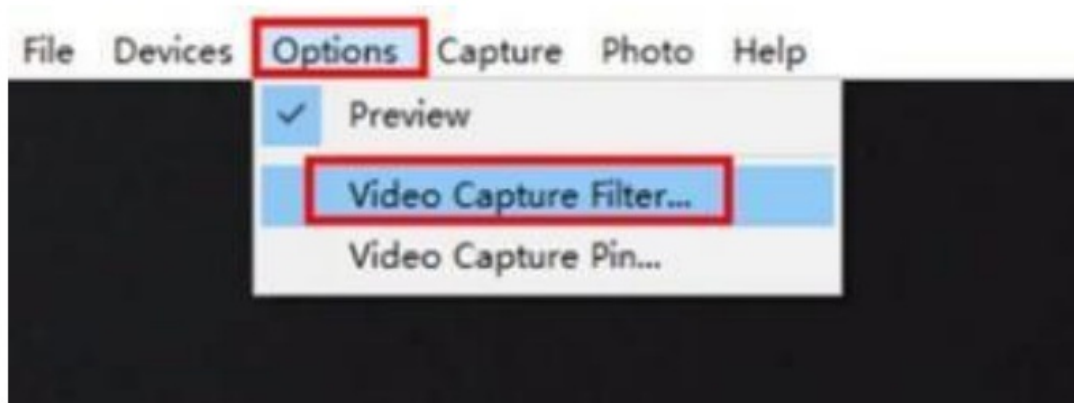
- **Menu>Devices**

This menu will show the available video devices to host PC. The B0385 named “Arducam OV9782 USB Camera”.



- **Menu>Options**

The options menu can be used to select the preview and image parameters supported by this camera.



How to use the program (Windows demo only)

- Video Capture Filter -> Video Proc Amp/Camera Control

Properties X

Video Proc Amp | Camera Control

Brightness	<input type="range"/>	0	<input type="checkbox"/>
Contrast	<input type="range"/>	32	<input type="checkbox"/>
Hue	<input type="range"/>	0	<input type="checkbox"/>
Saturation	<input type="range"/>	64	<input type="checkbox"/>
Sharpness	<input type="range"/>	3	<input type="checkbox"/>
Gamma	<input type="range"/>	100	<input type="checkbox"/>
White Balance	<input type="range"/>	4600	<input checked="" type="checkbox"/>
Backlight Comp	<input type="range"/>	1	<input type="checkbox"/>
Gain	<input type="range"/>	0	<input type="checkbox"/>

ColorEnable ☐ PowerLine Frequency (Anti Flicker) 60 Hz

Properties X

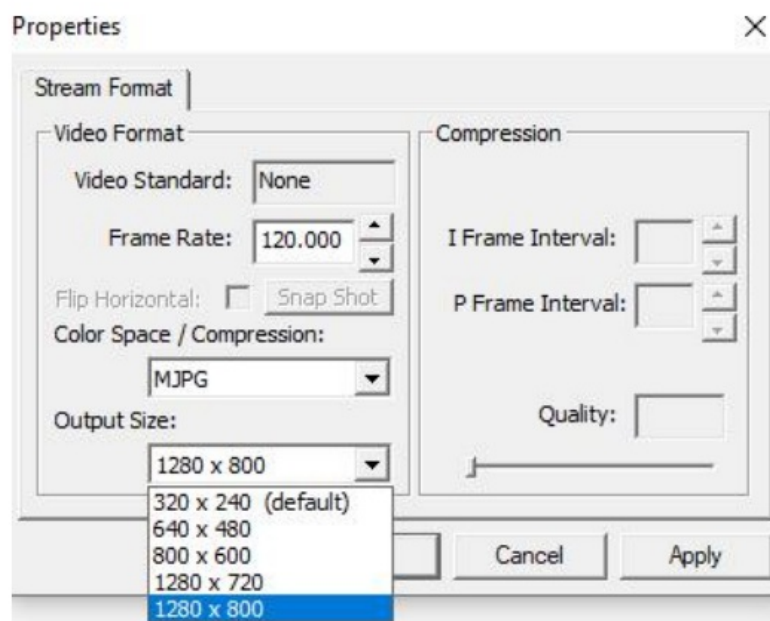
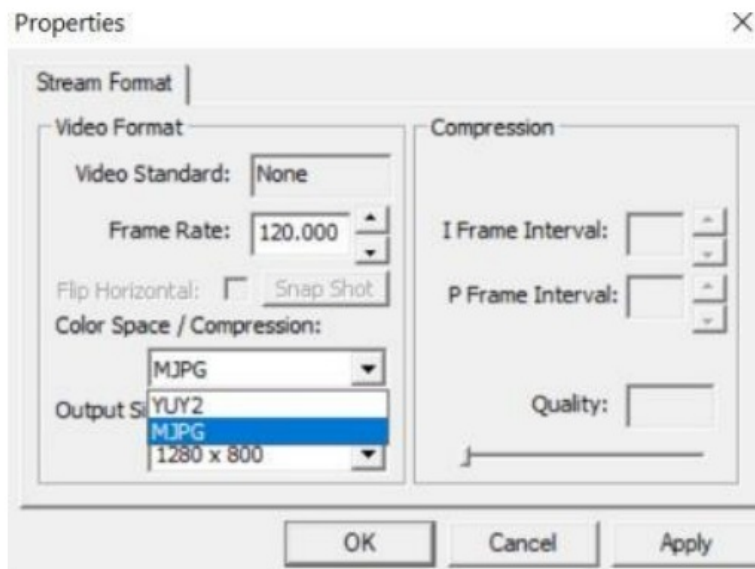
Video Proc Amp | Camera Control

Zoom	<input type="range"/>		<input type="checkbox"/>
Focus	<input type="range"/>		<input type="checkbox"/>
Exposure	<input type="range"/>	-6	<input checked="" type="checkbox"/>
Aperture (Iris)	<input type="range"/>		<input type="checkbox"/>
Pan	<input type="range"/>		<input type="checkbox"/>
Tilt	<input type="range"/>		<input type="checkbox"/>
Roll	<input type="range"/>		<input type="checkbox"/>

Low Light Compensation ☐

How to use the program (Windows demo only)


- Video Capture Pin



How to use the program (Windows demo only)


- **Menu> Capture**

The capture menu is used to capture the still image and video by using this application. You can also select the related parameters.



NOTE: This camera module support trigger via an external signal, please refer to the Doc page to get the instruction <https://www.arducam.com/docs/uvccamera-module/access-camera-demo/ov9782-globalshutter-uvcc-camera/>

Documents / Resources

	ArduCam B0385 USB Global Shutter Color Low Distortion Camera Module [pdf] User Guide B0385, USB Global Shutter Color Low Distortion Camera Module
--	--

References

- [UVC Camera Module - Arducam](#)
- [arducam.com/downloads/app/](https://www.arducam.com/downloads/app/)