



ArduCam B0332 USB Global Shutter Low Distortion Camera Module User Guide

[Home](#) » [ArduCam](#) » ArduCam B0332 USB Global Shutter Low Distortion Camera Module User Guide 

ArduCam[®]

USB Global Shutter Low
Distortion Camera Module



1MP OV9281
(SKU: B0332)
QUICK START GUIDE

Contents

[1 INTRODUCTION](#)

[2 SPECS](#)

[3 QUICK START](#)

[4 How to use the program \(Windows demo only\)](#)

[5 Documents / Resources](#)

[6 Related Posts](#)

INTRODUCTION

- **About Arducam**

Arducam has been a professional designer and manufacturer of SPI, MIPI, DVP and USB cameras since 2012. We also offer customized turnkey design and manufacturing solution services for customers who want their products to be unique.

- **About this USB Camera**

The B0332 is a new member of the Arducam's USB camera family. It's 1MP monochrome global shutter, UVC compliant, low distortion USB 2.0 camera. This USB camera is based on the 1/4" OV9281 image sensor, and you can read more about its specs in the next chapter. Arducam also provides the sample application that demonstrates some of the features of this camera.

- **About UVC**

The B0332 is a UVC-compliant camera. The native UVC drivers of Windows, Linux and Mac shall be compatible with this camera so that it does not require extra drivers to be installed.

- **About Customer Service**

If you need our help or want to customize other models of USB cameras, feel free to contact us at support@arducam.com

SPECS

Camera	
Sensor	Monochrome global shutter OV9281
Optical Size	1/4 inch
Resolution	1MP 1280H x 800V
Data Format	MJPEG/YUY2
Pixel Size	3μm*3μm
Dynamic Range	68DB
Frame rate	MJPEG 120fps@1280 x 800/720P/800 x 600/640 x 480/320 x 240; YUY2 10fps@1280 x 800/1280 x 720.
Lens	
Field of View (FOV)	70°(H)
Lens Mount	M12*P0.5 mm
IR Sensitivity	No IR filter, sensitive to IR
Functionality and Compatibility	
Auto Controlled Features	Exposure/ White balance
System Compatibility	Win7/8/10, Linux, Mac and OS with UVC driver
Power	
Power Supply	DC 5V
Working Current	MAX 200mA
Physical	
Operating Temp.	-4°F~158°F (-20°C~+70°C)
Dimension	38x38mm
Cable Length	Default 3.3ft (1M)

QUICK START

- **How to download the program**

Download the APP Amcap from the following link <https://www.arducam.com/downloads/app/AMCap.exe>

NOTE: For Mac OS, please open the native software facetime and select the video camera “Arducam OV9281 USB Camera”.

- **How to connect the camera**

Connect the one end of the USB 2.0 cable to the USB 2.0 connector provided on the back of B0332, and connect the other end to the USB 2.0 host controller on the computer.

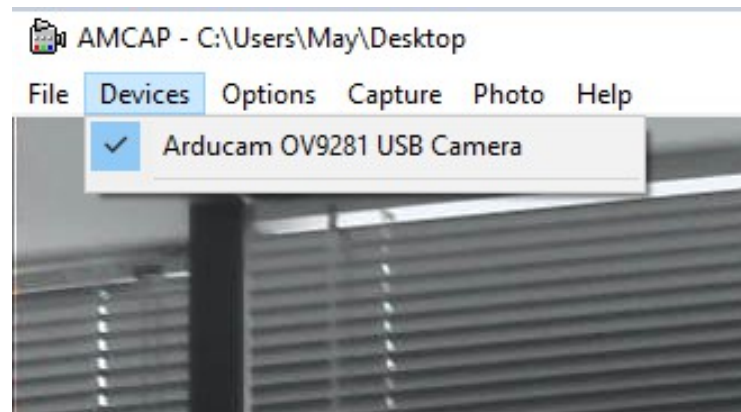
How to use the program (Windows demo only)

The Menu bar at the top of the shown image contains few menu items and the current preview resolution and the

frame rate are displayed on the bottom bar when the application is running. The following sections describe each of the menu items in detail.

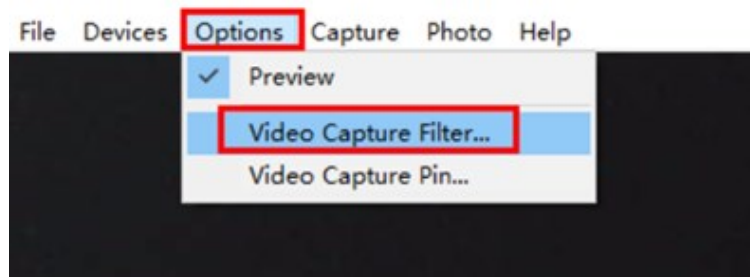
- **Menu>Devices**

This menu will show the available video devices to host PC. The B0332 named “Arducam OV9281 USB Camera”.

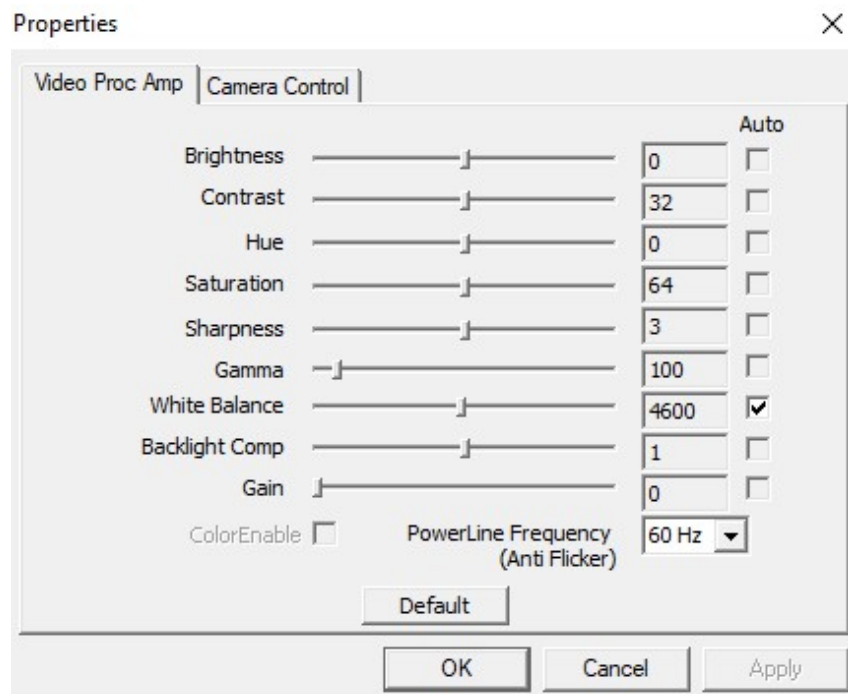


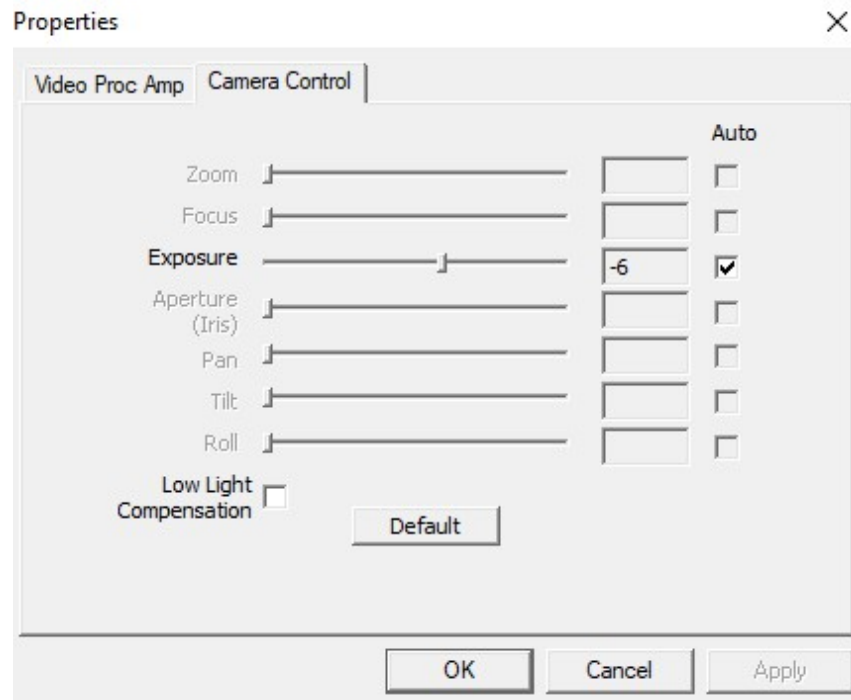
- **Menu>Options**

The options menu can be used to select the preview and image parameters supported by this camera.

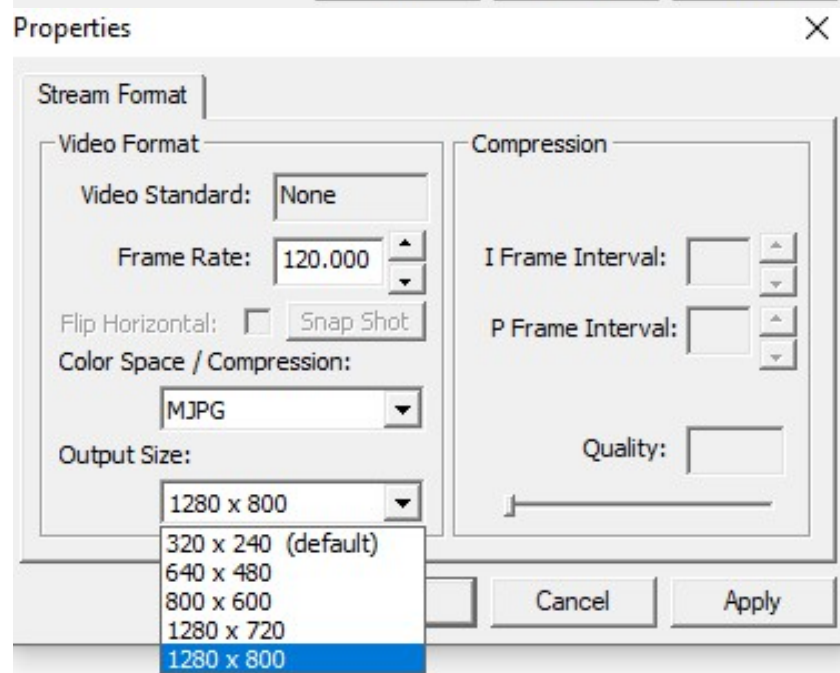
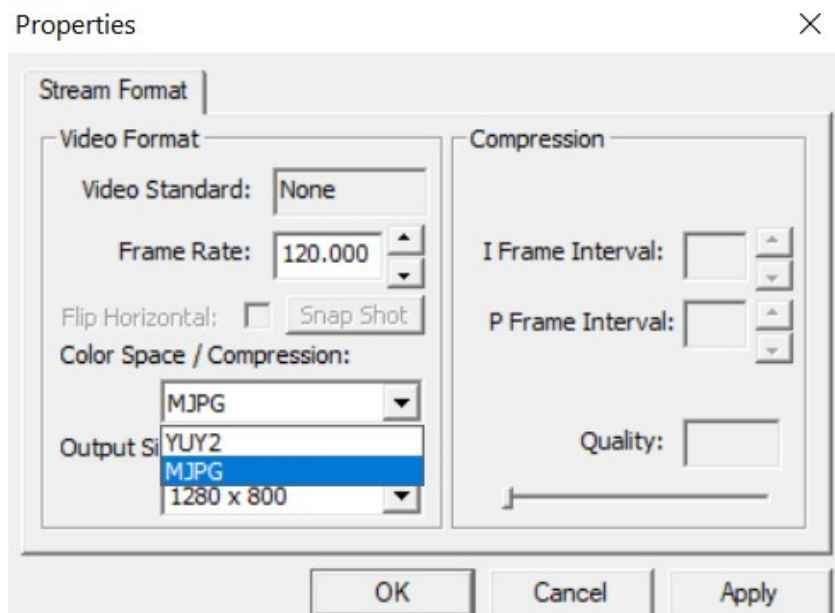


- Video Capture Filter -> Video Proc Amp/Camera Control






- Video Capture Pin




- **Menu> Capture**

The capture menu is used to capture the still image and video by using this application. You can also select the related parameters.



NOTE: This camera module support trigger via an external signal, please refer to the Doc page to get the instruction <https://www.arducam.com/docs/uvc-camera-module/access-camera-demo/how-to-access-arducam-ov9281-global-shutter-usb2-0camera-using-external-trigger-snapshot-mode/>

Documents / Resources

	ArduCam B0332 USB Global Shutter Low Distortion Camera Module [pdf] User Guide B0332, USB Global Shutter Low Distortion Camera Module
---	--