



Contents [[hide](#)]

- [1 arbleaf CS20G Body Composition Smart Scale](#)
- [2 Measurement Tips](#)
- [3 Package Contents](#)
- [4 Specifications](#)
- [5 Initial Setup](#)
- [6 FCC Statement](#)
- [7 Trouble Shooting](#)
- [8 Warranty Registration](#)
- [9 Documents / Resources](#)
 - [9.1 References](#)

arbleaf

arbleaf CS20G Body Composition Smart Scale



Arboleaf Body Composition Smart Scale

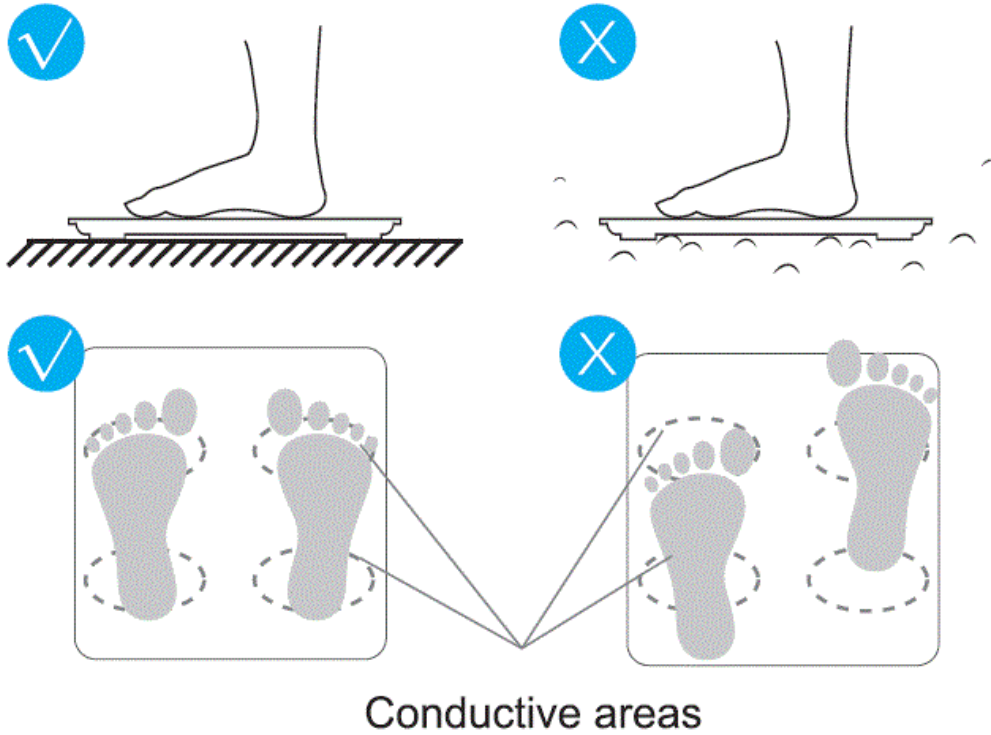
User Guide

Arboleaf Body Composition Smart Scale measures weight, body fat percentage ,BMI and other body composition data using bioelectrical impedance analysis(BIA) technology. This smart scale is intended for home use only.

Tips: When you get the new scale, you first have to connect to the App in order to see body fat and other data on the scale.

Measurement Tips

(Continue)



Scale Display

$\frac{kg}{68.00}$ Normal working	No display Change battery	$\frac{kg}{68.00}$ No wireless connection	“_ _ _ _” Try Again
$\frac{Lo}{}$ Change battery	$\frac{Err}{}$ Overload	$\frac{Err!}{}$ Unstable weighing	$\frac{CAL}{}$ Calibrating

Measurement Tips

To have accurate, consistent and comparable measurement results, there are some DOs and DON'Ts.

DO's

- Place the scale on a flat hard surface.
- Stand straight on the scale with barefoot, no socks and no shoes. Both feet uniformly touch the four metal electrodes.
- Do calibration each time. Wait for “CAL” back to “0.0” then step on the scale for

measurements.

- Use the scale under the same condition during same hour each day.
- Empty your bladder before weighing.

DON'Ts

- Do not measure with socks or shoes on.
- Do not measure during or immediately after a strenuous exercise.
- Do not measure immediately after shower, bath or sauna.
- Do not measure after heavy alcohol consumption.
- Do not measure when you have a fever.

CAUTION

- Your body compositions may not be accurate after shower or heavy physical activities.
- This smart scale model is not intended for use by infants or toddlers. Some body composition measurements are not for children under 18.
- Arboleaf smart scale should not be used for treating or diagnosing any medical conditions. Always consult your physician or health professional to determine what is suited for you.

WARNING

Please read carefully before use

- Do not use if you have a pacemaker, or any other internal medical devices in your body.
- Do not use if you are pregnant.
- Do not use on slippery floors.
- Do not use when your body is wet.

Package Contents

1. Smart Scale
2. 3 x 1.5V AAA Batteries
3. User Guide

Specifications

- **Dimensions:** 11.02" x 11.02" x 1.00" (280*280*25.Smm)
- **Weight:** 3.32lb (1.51 kg)
- **Maximum Weight:** 397lb / 180kg
- **Minimum Weight:** 0.4lb / 0.2kg
- **Power:** 3 x 1.5V AAA batteries

Power Up Scale

Your scale shipment comes with 3 AAA batteries. Put the batteries in the battery compartment. Your scale should display:0.0.The scale is ready for use.

Initial Setup

Step 1 :Download “Arboleaf” app and create an account

From Apple App Store (iOS) or Google Play (Android), search for “Arboleaf” and download it to your smart phone. You can also scan the QR code to download.



Download "Arboleaf " app
or scan the QR code




Register an account

Step 2: Pair scale with smartphone

- Make sure Bluetooth is enabled on your phone. For Android 6.0 and above, Location also needs to be enabled.
- Pairing is done automatically. Bluetooth icon is displayed on the scale.



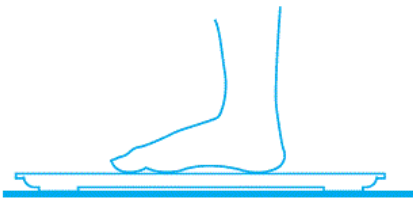
Open **Arboleaf** app



Apply pressure to turn on scale

Take Measurements


Keep your app open on “Home” screen .



1. Apply pressure to turn on scale, wait for “CAI” back to “0.0”
2. Step on the scale barefoot until numbers stable
3. Check measurements are

1 * kg
68.00

2



3

* kg
68.00

When the display number flashes twice, it indicates that the weight measurement has finished. When the number O stops moving back and forth, the body fat and other body composition measurements have completed.

FCC Statement

This device complies with part 15 of the FCC Rules. Operation is subject to the following two conditions:

1. This device may not cause harmful interference, and
2. This device must accept any interference received, including interference that may cause undesired operation.

Any changes or modifications not expressly approved by the party responsible for compliance could void the user's authority to operate the equipment.

NOTE: This equipment has been tested and found to comply with the limits for a Class B digital device, pursuant to Part 15 of the FCC Rules. These limits are designed to provide reasonable protection against harmful interference in a residential installation. This equipment generates, uses and can radiate radio frequency energy and, if not installed and used in accordance with the instructions, may cause harmful interference to radio communications. However, there is no guarantee that interference will not occur in a particular installation. If this equipment does cause harmful interference to radio or television reception, which can be determined by turning the equipment off and on, the user is encouraged to try to correct the interference by one or more of the following measures:

- Reorient or relocate the receiving antenna.
- Increase the separation between the equipment and receiver.
- Connect the equipment into an outlet on a circuit different from that to which the receiver is connected.
- Consult the dealer or an experienced radio/TV technician for help.

Trouble Shooting

No wireless connection between your scale and the app

1. Reinstall Arboleaf app. Exit from the app (go to "Me" -> "Log Out" at bottom), then delete the app. Go to Apple App Store or Google Play to install Arboleaf app again.
2. Turn off Bluetooth then turn on Bluetooth again (go to your phone's Settings).
3. Power on reset your scale. Pull out batteries from your scale and put them back in.
4. For Android 6.0 and above, Location needs to be enabled.

Anon-zero number on scale

Your scale needs another reset.

1. Pull one battery out from your scale and put it back.
2. IMMEDIATELY place the scale on a hard flat surface.

3. After you see the scale displays 0.0, close the battery cover.

Warranty Registration

<https://arboleaf.com/warranty>

Arboleaf Corporation

- 5465 Legacy Drive, Suite 650 Plano, TX75024
- 1-[800-658-1148](tel:18006581148)
- support@arboleaf.com
- www.arboleaf.com

EC REPE – CrossStu – GmbH

- **Addressee:** Mainzer Landstr. 69 ,60329 Frankfurt am Main
- **Mail:** E-CrossStu@web.de



UK REP

- **Company:** YH Consulting Limited
- **Address:** C/O YH Consulting Limited Office 147,Centurion House , London Road ,
Staines-upon-Thames, Surrey , TW18 4AX
- **E-mail:** H2YHUK@gmail.com
- +44 07514-677868

ARBOLEAF CORPORATION

- HM REVENUE AND CUSTOMS RUBY HOUSE 8 RUBY PLACE, ABERDEEN, AB10
IZP GB GB450744596
- Manufactured by Shenzhen Yolanda Technology Co., Ltd.
- **Address:** Room 201 , jinfulai building, No.49-1, Dabao Road, Dalang Area, Xinan
Street, Baoan, Shenzhen,China

Documents / Resources

 <p>Arboleaf Body Composition Smart Scale measures weight, body fat percentage, BMI and other body composition data using bioelectrical impedance analysis (BIA) technology. This smart scale is intended for household use only.</p> <p>Note: When you get the new software, first have to connect the App to order to use body fat and other data on the scale.</p> <p>Arboleaf Corporation 3485 Laguna Drive, Suite 100 Palo Alto, CA 94303 1-800-688-1143 support@arboleaf.com www.arboleaf.com</p> <p>RoHS FCC CE</p>	<p>arboleaf CS20G Body Composition Smart Scale [pdf] User Guide</p> <p>CS20G, CS20G Body Composition Smart Scale, CS20G, Body Composition Smart Scale, Composition Smart Scale, Smart Scale</p>
 <p>Arboleaf Body Composition Smart Scale measures weight, body fat percentage, BMI and other body composition data using bioelectrical impedance analysis (BIA) technology. This smart scale is intended for household use only.</p> <p>Note: When you get the new software, first have to connect the App to order to use body fat and other data on the scale.</p> <p>Arboleaf Corporation 3485 Laguna Drive, Suite 100 Palo Alto, CA 94303 1-800-688-1143 support@arboleaf.com www.arboleaf.com</p> <p>RoHS FCC CE</p>	<p>arboleaf CS20G Body Composition Smart Scale [pdf] User Guide</p> <p>CS20G, CS20G Body Composition Smart Scale, Body Composition Smart Scale, Composition Smart Scale, Smart Scale</p>

References

- [User Manual](#)

arboleaf

arboleaf, Body Composition Smart Scale, Composition Smart Scale, CS20G, CS20G Body Composition Smart Scale, Smart Scale

Leave a comment

Your email address will not be published. Required fields are marked *

Comment *

Name

Email

Website

☐ Save my name, email, and website in this browser for the next time I comment.

Post Comment

Search:

e.g. whirlpool wrf535swhz

Search

[Manuals+](#) | [Upload](#) | [Deep Search](#) | [Privacy Policy](#) | [@manuals.plus](#) | [YouTube](#)

This website is an independent publication and is neither affiliated with nor endorsed by any of the trademark owners. The "Bluetooth®" word mark and logos are registered trademarks owned by Bluetooth SIG, Inc. The "Wi-Fi®" word mark and logos are registered trademarks owned by the Wi-Fi Alliance. Any use of these marks on this website does not imply any affiliation with or endorsement.