

ARBOLEAF CS20N BODY COMPOSITION SMART SCALE



Arboleaf CS20N Body Composition Smart Scale User Guide

[Home](#) » [arboleaf](#) » Arboleaf CS20N Body Composition Smart Scale User Guide 

Contents

- [1 Arboleaf CS20N Body Composition Smart Scale](#)
- [2 Package Contents](#)
- [3 Specifications](#)
- [4 Initial Setup](#)
- [5 Take Measurements](#)
- [6 Measurement Tips](#)
- [7 Trouble Shooting](#)
- [8 FREQUENTLY ASKED QUESTIONS](#)
- [9 VIDEO – PRODUCT OVERVIEW](#)
- [10 References](#)
- [11 Related Posts](#)



Arboleaf CS20N Body Composition Smart Scale



Arboleaf® Body Composition Smart Scale measures weight, body fat percentage, BMI and other body composition data using bioelectrical impedance analysis (BIA) technology. This smart scale is intended for home use only.

Arboleaf Corporation

5700 Granite Parkway, Suite 200, Plano, TX 75024

- 1-800-658-1148
- support@arboleaf.com
- www.arboleaf.com

WARNING

Please read carefully before use

- Do not use if you have a pacemaker, or any other internal medical devices in your body.
- Do not use if you are pregnant.
- Do not use on slippery floors.
- Do not use when your body is wet.

CAUTION

- Your body compositions may not be accurate after shower or heavy physical activities.
- This smart scale model is not intended for use by infants or toddlers. Some body composition measurements are not for children under 18.
- Arboleaf smart scale should not be used for treating or diagnosing any medical conditions. Always consult your physician or health professional to determine what is suited for you.

Package Contents

1. Smart Scale
2. 3 AAA Batteries
3. User Guide

Specifications

- **Dimensions:** 11.8" x 11.8" x 1.0" (300mm x 300mm x 25mm)
- **Weight:** 3.6lb (1.6kg)
- **Measurement Range:** 0.4 – 396lb (0.2 – 180kg)
- **Measurement Resolution:** 0.2lb (0.1kg)
- **Power:** 3 AAA batteries

Power Up Scale

Your scale shipment comes with 3 AAA batteries. Put the batteries in the battery compartment. Your scale should display 0.0. The scale is ready for use.

Initial Setup

- **Step 1:** Download “Arboleaf” app and create an account

From Apple App Store (iOS) or Google Play (Android), search for “Arboleaf” and download it to your smart phone. You can also scan the QR code to download.

- Download “Arboleaf” app or scan the QR code



- Register an account



- **Step 2:** Pair scale with smartphone

Make sure Bluetooth is enabled on your phone. For Android 6.0 and above, Location needs to be enabled.

Pairing is done automatically. Bluetooth icon displays on the scale.

- Open Arboleaf app



- Apply pressure to turn on scale



Take Measurements

Keep your app open on “Measurements” screen.

- Apply pressure to turn on Scale, wait for “CAL” back to “0.0”



- Step on the scale barefoot until numbers are stable



- Check measurements

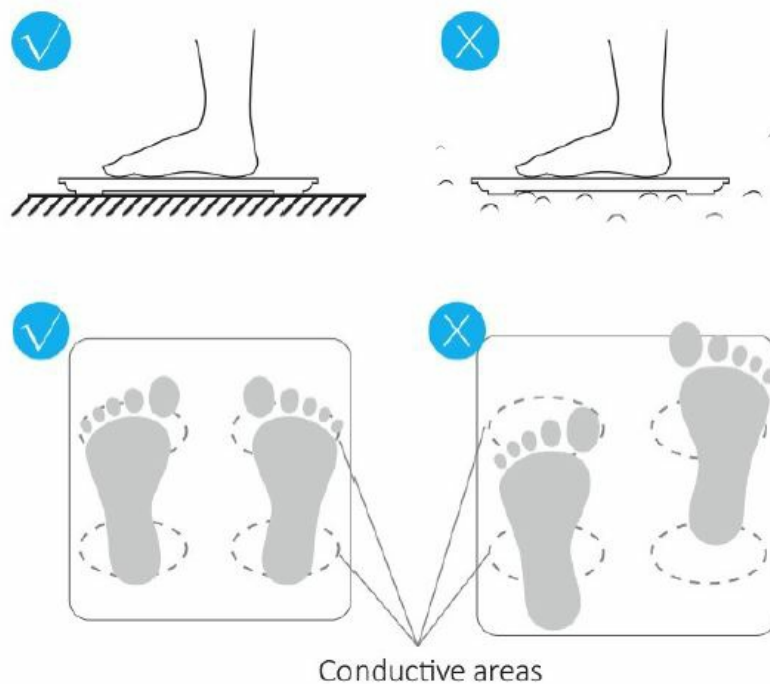


- When the display number flashes twice, it indicates that the weight measurement has finished. When the number 0 stops moving back and forth, the body fat and other body composition measurements have completed.



Measurement Tips

To have accurate, consistent and comparable measurement results, there are some DOs and DON'Ts.









DO's

- Place the scale on a flat hard surface.
- Stand straight on the scale with barefoot, no socks and no shoes. Both feet uniformly touch the four metal electrodes.
- Do calibration each time. Wait for "CAL" back to "0.0" then step on the scale for measurements.
- Use the scale under the same condition during same hour each day.
- Empty your bladder before weighing.

DON'Ts

- Do not measure with socks or shoes on.
- Do not measure during or immediately after a strenuous exercise.
- Do not measure immediately after shower, bath or sauna.
- Do not measure after heavy alcohol consumption.
- Do not measure when you have a fever.

Scale Display

 Normal working	 Change battery	 No wireless connection
 Change battery	 Overload	 Calibrating

Trouble Shooting

No wireless connection between your scale and the app

1. Reinstall Arboleaf app. Exit from the app (go to "My Account" -> "Settings" -> "Exit" at bottom), then delete the app. Go to Apple App Store or Google Play to install Arboleaf app again.
2. Turn off Bluetooth then turn on Bluetooth again (go to your phone's Settings).
3. For Android 6.0 and above, Location needs to be enabled.
4. Power on reset your scale. Pull out batteries from your scale and put them back in.

A non-zero number on scale

Your scale needs another reset.

1. Pull one battery out from your scale and put it back.
2. IMMEDIATELY place the scale on a hard flat surface.
3. After you see the scale displays 0.0, close the battery cover.

Warranty Registration

<https://arboleaf.com/warranty>

FREQUENTLY ASKED QUESTIONS

What is the brand of the smart scale with model CS20N?

The smart scale is from the brand Arboleaf.

What color is the Arboleaf CS20N Body Composition Smart Scale?

The color of the smart scale is Black.

What is the recommended use for the Arboleaf CS20N Smart Scale?

The smart scale is recommended for Adults.

Can you list some special features of the Arboleaf CS20N Body Composition Smart Scale?

The smart scale features a Backlit Display, Body Fat measurement, Bone Mass measurement, Auto shut-off, and Smart capabilities.

What is the weight limit of the Arboleaf CS20N Smart Scale?

The weight limit is 400 Pounds.

What are the product dimensions of the Arboleaf CS20N Smart Scale?

The dimensions are 11.8 x 11.8 x 1 inches, and it weighs 3.31 Pounds.

What is the model number of the Arboleaf Smart Scale?

The model number is CS20N.

How is the Arboleaf CS20N Smart Scale powered?

The smart scale requires 4 AAA batteries (included).

What kind of body analysis does the Arboleaf CS20N Smart Scale provide?

The smart scale offers comprehensive body analysis, including bone weight, muscle weight, visceral fat average, body fat percentage, water weight, and more.

How accurate are the readings of the Arboleaf CS20N Smart Scale?

The scale uses 4 high-precision sensors with 0.2lb increments up to 400 lbs, ensuring accurate and consecutive readings.

What technology enables auto zero in the Arboleaf CS20N Smart Scale?

The scale features Step-on technology for auto zero.

How does the Arboleaf CS20N Smart Scale help users track changes in their body?

The scale shows instant weight, and the associated app records and generates a trend line, making progress visible.

Is there an app associated with the Arboleaf CS20N Smart Scale, and how do you set it up?

Yes, you can download the Arboleaf app from the App Store or Google Play, set up your account, and start measuring.


What fitness apps does the Arboleaf CS20N Smart Scale support for data transfer?

The app supports transferring data to popular fitness apps like Apple Health, Google Fit, and Fitbit via Bluetooth connectivity.

Can multiple users utilize the Arboleaf CS20N Smart Scale?

Yes, the smart scale enables the addition of multiple user profiles, allowing the whole family to share the same scale for body weight and fat percentage.

VIDEO – PRODUCT OVERVIEW



[Download the PDF link: Arboleaf CS20N Body Composition Smart Scale User Guide Composition-Smart-Scale-User-Guide.mp4](#)

REFERENCE: [Arboleaf CS20N Body Composition Smart Scale User Guide-Device.Report](#)

References

- [User Manual](#)

[Manuals+](#), [Privacy Policy](#)

This website is an independent publication and is neither affiliated with nor endorsed by any of the trademark owners. The "Bluetooth®" word mark and logos are registered trademarks owned by Bluetooth SIG, Inc. The "Wi-Fi®" word mark and logos are registered trademarks owned by the Wi-Fi Alliance. Any use of these marks on this website does not imply any affiliation with or endorsement.