



AQUALABO ACTEON 5000 STACSENSE Calibration Procedure For Codeq Bodeq Toceq Parameters User Guide

[Home](#) » [AQUALABO](#) » AQUALABO ACTEON 5000 STACSENSE Calibration Procedure For Codeq Bodeq Toceq Parameters User Guide 📄



Calibration guide
STACSENSE
ACTEON 5000- STACSENSE



**ACTEON 5000-STACSENSE : Calibration
procedure for CODEq, BODEq, TOCEq**

Contents

- 1 Reference Optical Signal
- 2 Equivalence COD, BOD or TOC:
- 3 Documents / Resources
- 3.1 References

Reference Optical Signal

1.1. Generalities:

This is a measurement in clear, pollution-free water, without bubbles or particles in suspension, at stabilized temperature.

1.2. Detailed Calibration of SAC254 with ACTEON5000:

Clear water: SAC254 Calibration (UV and GR Transmittance calibration)					
Step	Modbus Name	Calibrated Parameter	Description	Sensor conditions	Reference Input Value
1	Coeff 1	SAC254 (Param. 1)	UV User Clear Water Tx Comp Slope	Clear water	0
2	Coeff 3	SAC254 (Param.1)	GR User Clear Water Tx Comp Slope	Clear water	0

Step 1:

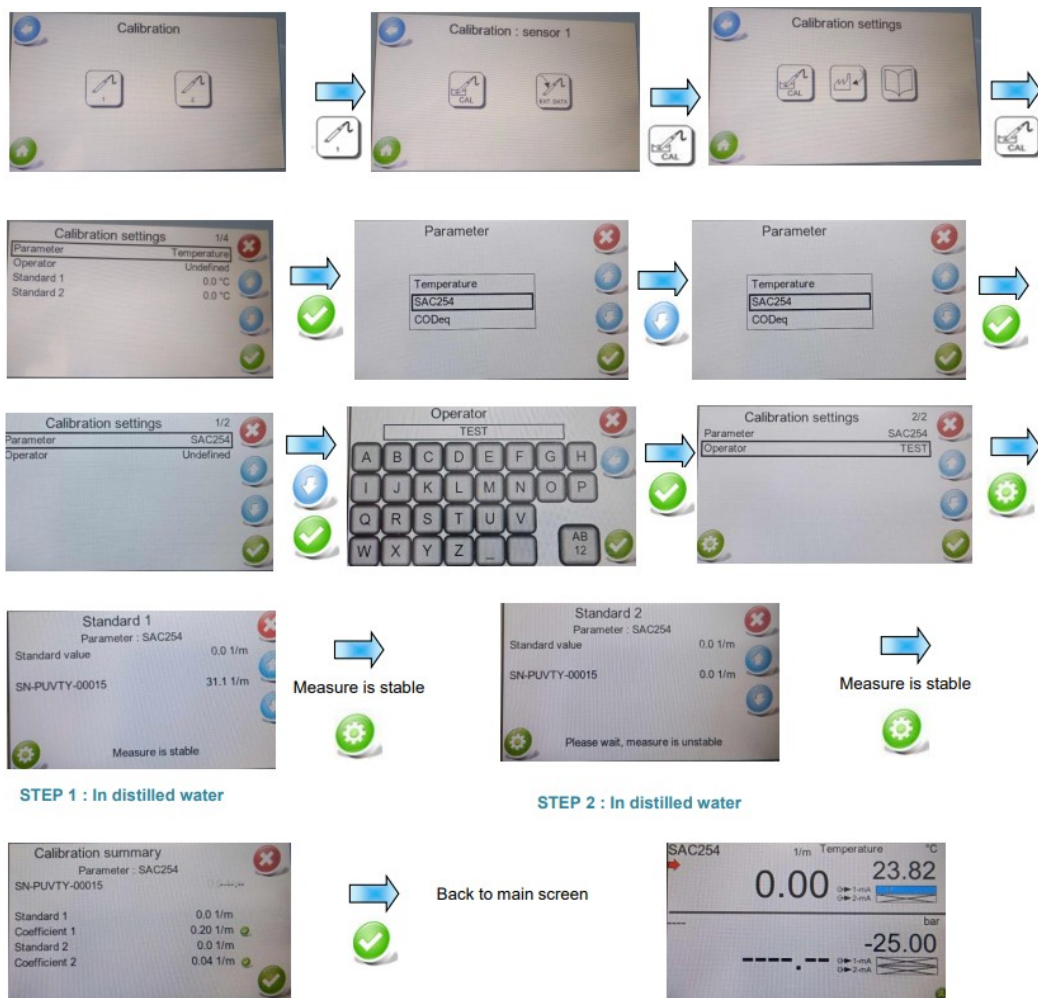
Zero adjustment of the UV light source (UV absorbance at 0, UV transmittance at 1) Place the sensor under the following conditions: clear water stabilized at temperature T, degassed.

The coefficient required to adjust the UV zero of the sensor is calculated automatically by the sensor.

Step 2:

Zero adjustment of the green light source (Green absorbance at 0, Green transmittance at 1) The coefficient needed to set the sensor's Green zero is calculated automatically by the sensor.





Equivalence COD, BOD or TOC:

SAC254 is a parameter for organic substances dissolved in water that absorb UV radiation. It provides information on water contamination.

Despite the similarities, the parameters can not always be inter-converted.

However, a correlation can be established between the SAC254 parameter and another parameter such as TOC or COD. The STACSENSE sensor then provides equivalence data.

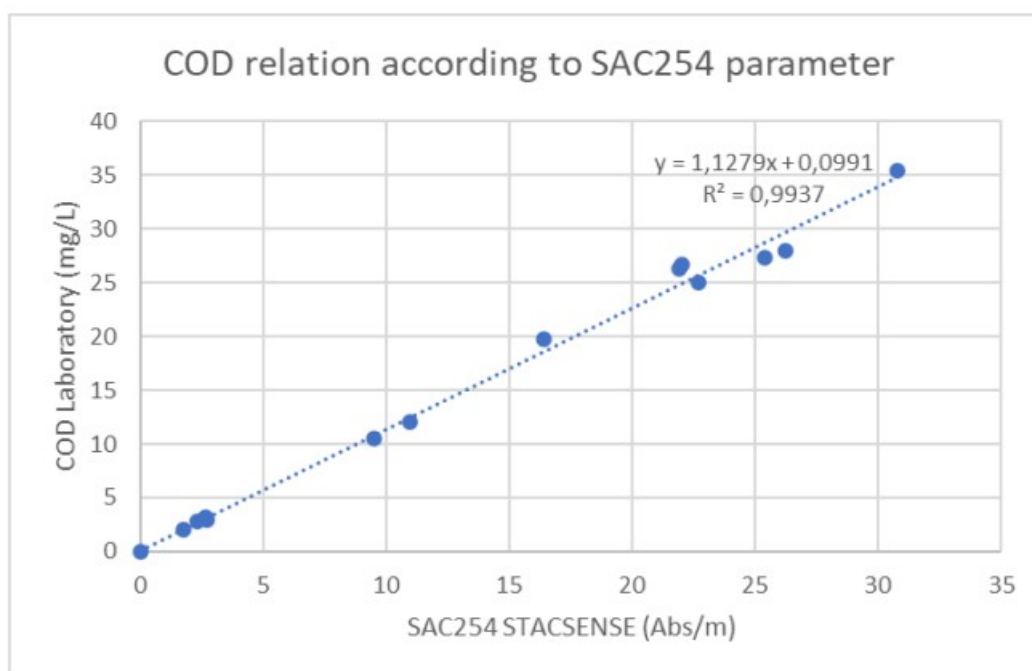
To obtain the correlation, it is recommended to measure the SAC for a few days on samples of polluted water.

The conditions for obtaining useful data for efficient conversion represent daily monitoring with periods of low and high loads, as in the case of urban effluent. During these peak periods, you must:

- Read the SAC254 value delivered by the STACSENSE sensor (in Abs/m). (noted SAC254 STACSENSE),
- Take a representative fluid sample from the sensor location,
- Stabilize and store successive samples at 4°C until the time of analysis,
- Perform laboratory analyses of the COD parameter to be correlated; (noted laboratory COD in mg/L),
- Record the results in an excel file (SAC254 from STACSENSE, COD concentration from laboratory)
- Place the points obtained in a graph (vertical axis SAC254 STACSENSE, horizontal axis COD laboratory)
- Draw the linear regression line and display the corresponding equation & and the coefficient of determination (R²)

Example for COD adjustment:

	SAC254 STACSENSE (Abs/m)	COD labo (mg/l)
Sample 1	0	0
Sample 2	1,75	2
Sample 3	2,35	2,8
Sample 4	2,72	3
Sample 5	2,68	3,2
Sample 6	9,52	10,5
Sample 7	10,95	12
Sample 8	16,42	19,7
Sample 9	22,73	25
Sample 10	21,92	26,3
Sample 11	22,05	26,7
Sample 12	25,4	27,3
Sample 13	26,22	28
Sample 14	30,79	35,4



The linear regression line proposes a new relationship between the UV absorption at 254 nm (CAS254) and the CODEq -> $\text{CODEq} = 1.1279 * \text{CAS254} + 0.0991$.


Since the coefficient of determination R^2 is close to 1 ($R^2 = 0.9937$), this relationship is considered reliable.

The new slope is therefore equal to 1.1279 and the new offset to + 0.0991.

You have to replace the slope value 1.81 by 1.1279 and Offset value 0 by 0.0991 COD, BOD or TOC equivalences are calculated directly in the sensor according to a first-degree law.

This pair of coefficients (offset and slope) is specific to each parameter.



ACTEON 5000 calibration menu. Example for CODEq parameter In order to access the menu to adjust the Offset and the slope of each parameter from the SAC254 please follow the following path example for the slope):



AQUALABO ACTEON 5000 STACSENSE Calibration Procedure For Codeq Bodeq Toceq Parameters [pdf] User Guide

ACTEON 5000 STACSENSE Calibration Procedure For Codeq Bodeq Toceq Parameters, ACT EON 5000, STACSENSE Calibration Procedure For Codeq Bodeq Toceq Parameters, Codeq B odeq Toceq Parameters, Toceq Parameters

References

-  [Aqualabo - World leader in water monitoring and analysis](#)
-  [Aqualabo - World leader in water monitoring and analysis](#)