



An *AIRXCEL* Brand

Coolant Temperature Sensor (ETS)

Contents [[hide](#)]

- 1 Introduction:
- 2 Troubleshooting Procedure:
- 3 Replacement Procedure:
- 4 Documents / Resources
 - 4.1 References

Introduction:

The ETS module precisely measures the temperature of the coolant inside of the Aqua-Hot boiler tank. This allows for very granular control of the unit to deliver precise heating and hot water as needed.

The ETS module went live on the Aqua-Hot 450-DE5 series. Older units utilized the control thermostat.

The ETS module should be diagnosed if the Reporter is displaying an incorrect temperature when accompanied by issues such as lack of interior heat or hot water.

Troubleshooting Procedure:

1. 1. Locate the thermostat within the Aqua-Hot and its associated wires.
2. Verify that these wires are not corroded, cut, or otherwise damaged.
3. Check the J8-6 and J8-3 pins on the Reporter to check for cut, corroded, or otherwise damaged wiring.

4. Using a meat thermometer, measure the temperature of the tank face of the Aqua-Hot.
5. Record this temperature on a notepad.
6. Locate the Reporter, and access the home page.
7. Find the element entitled "COOLANT TEMP".




Figure 16

8. If the temperature displayed is not approximately the same as the temperature recorded earlier, the ETS module will need to be replaced.

Replacement Procedure:

1. Clamp shut the zone hoses to prevent the zone from draining.
2. Open the unit drain valve located on the bottom left of the heater, and allow approximately 2 gallons to drain from the unit.
3. Disconnect the wires of the existing ETS module.
4. Using a 10mm socket deep-well socket, remove the defunct ETS module and discard it.
5. Place the new ETS module onto the tank face, and finger tighten it.
6. Using a 10mm deep-well socket, tighten the ETS module until it is snug. **DO NOT OVER-TIGHTEN THE ETS MODULE**
7. Reconnect the wires of the ETS module.
8. Test the Aqua-Hot for normal operation.




Figure 17


Figure 18

p. 16

Aqua-Hot® 450D Service Manual REV 231114



Documents / Resources

	<p>Aqua-Hot 450-DE5 Coolant Temperature Sensor Module [pdf] Owner's M anual</p> <p>450-DE5, 450-DE5 Coolant Temperature Sensor Module, Coolant Temperature Sensor Module, Temperature Sensor Module, Sensor Module</p>
---	--

References

- [User Manual](#)

■ Aqua-Hot

◆ 450-DE5, 450-DE5 Coolant Temperature Sensor Module, Aqua-Hot, Coolant Temperature Sensor Module, Sensor Module, Temperature Sensor Module

Leave a comment

Your email address will not be published. Required fields are marked *

Comment *

Name

Email

Website

☐ Save my name, email, and website in this browser for the next time I comment.

Post Comment

Search:

e.g. whirlpool wrf535swhz

Search

[Manuals+](#) | [Upload](#) | [Deep Search](#) | [Privacy Policy](#) | [@manuals.plus](#) | [YouTube](#)

This website is an independent publication and is neither affiliated with nor endorsed by any of the trademark owners. The "Bluetooth®" word mark and logos are registered trademarks owned by Bluetooth SIG, Inc. The "Wi-Fi®" word mark and logos are registered trademarks owned by the Wi-Fi Alliance. Any use of these marks on this website does not imply any affiliation with or endorsement.