

Aqara

Aqara T1
Smart
Temperature
and
Humidity
Sensor



Aqara T1 Smart Temperature and Humidity Sensor User Guide

[Home](#) » [Aqara](#) » Aqara T1 Smart Temperature and Humidity Sensor User Guide 

Contents

- [1 Aqara T1 Smart Temperature and Humidity Sensor](#)
- [2 Product Information](#)
- [3 Product Usage Instructions](#)
- [4 Product Introduction](#)
- [5 Quick Setup](#)
- [6 Installation](#)
- [7 Specifications](#)
- [8 FCC ID: 2AKIT-WSDCGQ11LM](#)
- [9 Documents / Resources](#)
 - [9.1 References](#)
- [10 Related Posts](#)

Aqara

Aqara T1 Smart Temperature and Humidity Sensor



Product Information

Specifications

- Product Name: Temperature and Humidity Sensor
- Monitored Parameters: Indoor temperature, humidity, and atmospheric pressure
- Compatibility: Requires Aqara Hub for operation
- Manufacturer: Lumi United Technology Co., Ltd.
- Online Customer Service: www.aqara.com/support
- Email: support@aqara.com
- Address: 8th Floor, JinQi Wisdom Valley, No.1 Tangling Road, Liuxian Ave, Taoyuan Residential District, Nanshan District, Shenzhen, China
- FCC ID: 2AKIT-WSDCGQ11LM

Product Usage Instructions

Quick Setup

1. Download the Aqara Home app and install the Aqara Hub.
2. Open the app, tap Home, then tap + to add a device.
3. Select Temperature and Humidity Sensor and follow the instructions to add it.
4. If connection fails, move the accessory closer to the Hub and retry.

Installation

1. To test effective range, single press the reset button on the sensor at your desired position.
2. Avoid metal surfaces for better signal strength.
3. Option 1: Place directly in the desired position.
4. Option 2: Remove protective film, then stick it to the desired position after cleaning and drying the surface.

Warnings

1. This product is not a toy. Keep away from children.

2. For indoor use only. Do not use in humid environments or outdoors.
3. Avoid moisture and contact with liquids.
4. Avoid placing near heat sources or in enclosed spaces without ventilation.
5. Repairs should be done by authorized professionals only.
6. Product is for improving home life convenience and device status reminders.

FCC Compliance

Federal Communications Commission (FCC) compliance statement:

1. This device complies with part 15 of the FCC Rules.
2. Operation should not cause harmful interference and must accept any received interference.
3. Changes not approved by the responsible party could void user's authority to operate the equipment.

FAQ

- **Q: Can the Temperature and Humidity Sensor be used outdoors?**

A: No, this product is designed for indoor use only. Outdoor use may damage the sensor.

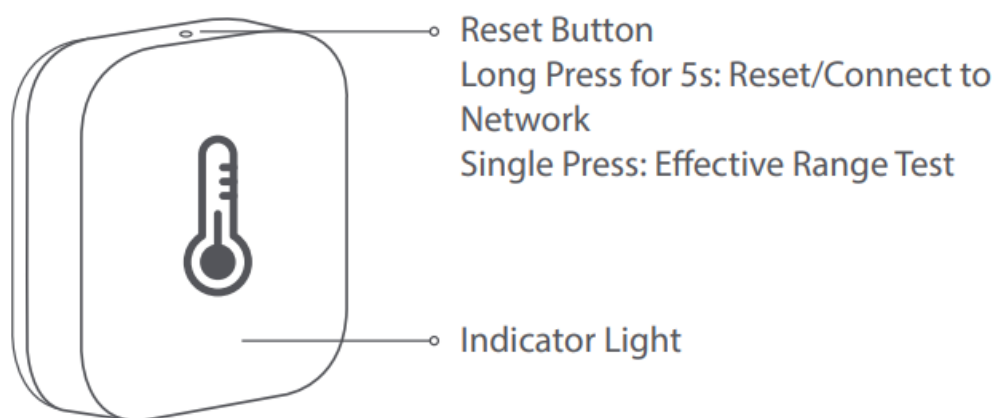
- **Q: How do I reset the Temperature and Humidity Sensor?**

A: Long press the reset button for 5 seconds to reset or connect to the network. Single press for an effective range test.

Product Introduction

Aqara Temperature and Humidity Sensor monitors and records indoor temperature, humidity and atmospheric pressure in real time. The current and historical data is displayed in the app. It can also trigger other smart accessories to automate your home.

- A hub is required.
- Aqara Hub is required to enable Aqara Temperature and Humidity Sensor to work with HomeKit technology.
See www.aqara.com for more details.
- This product is for indoor use only.



Quick Setup


1. Before activating the accessory, please make sure you have the Aqara Home app downloaded and Aqara hub installed.
2. Please open the app, tap “Home” and then tap “+” in the top right corner to enter “Add Device (Accessory)” page. Select “Temperature and Humidity Sensor”, and add it according to instructions.

* If the connection fails, please move the accessory closer to the Hub and try again.

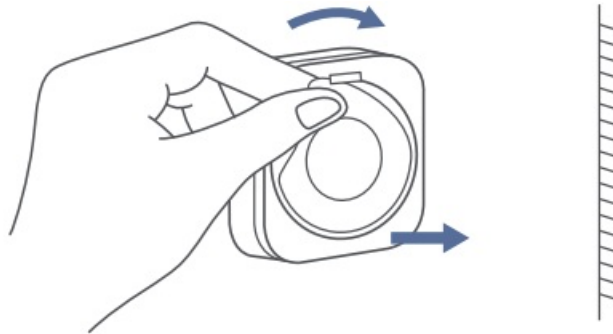
Installation

Effective Range Test: Single press the reset button on the accessory at your desired position. If the Hub makes voice prompts, it indicates that the accessory can communicate effectively with the Hub. * Avoid metal surface to maximize signal strength.

Option 1: Place it directly in the desired position.



Option 2: Remove the protective film, and stick it to the desired position.



* Keep the surface clean and dry.

Specifications

- Model: WSDCGQ11LM
- Dimensions: 36 × 36 × 9 mm (1.42 × 1.42 × 0.35 in.) Wireless Protocol: Zigbee
- Battery: CR2032
- Temperature Range and Precision: -20° – +50°C, ±0.3°C (-4° – 122°F ±0.54°F)
- Humidity Range and Precision: 0 – 100% RH, ±3% Atmospheric Pressure Range and Precision: 30 kPa – 110 kPa, ±0.12 kPa
- Maximum Transmit Power (Zigbee): 9.99 dBm
- Working Frequency: 2400 MHz – 2483.5 MHz
- Online Customer Service: www.aqara.com/support
- Email: support@aqara.com
- Manufacturer: Lumi United Technology Co., Ltd.
- Address: 8th Floor, JinQi Wisdom Valley, No.1 Tangling Road, Liuxian Ave, Taoyuan Residential District, Nanshan District, Shenzhen, China.

Warnings

1. This product is NOT a toy. Please keep children away from this product.
2. This product is designed for indoor use only. Do NOT use in humid environments or outdoors.
3. Beware of moisture, do NOT spill water or other liquids onto the product.
4. Do NOT place this product near a heat source. Do NOT place it in an enclosure unless there is normal ventilation.
5. Do NOT attempt to repair this product by yourself. All repairs should be performed by an authorized professional.
6. This product is only suitable for improving the entertainment, convenience of your home life and reminding you about the device status. If a user violates the product use instructions, the manufacturer will NOT be liable for any risks and property losses.

FCC ID: 2AKIT-WSDCGQ11LM

Federal Communications Commission (FCC) compliance statement:

1. This device complies with part 15 of the FCC Rules.
Operation is subject to the following two conditions:
 1. This device may not cause harmful interference, and
 2. This device must accept any interference received, including interference that may cause undesired operation.
2. Changes or modifications not expressly approved by the party responsible for compliance could void the user's authority to operate the equipment.

Note: This equipment has been tested and found to comply with the limits for a Class B digital device, pursuant to part 15 of the FCC Rules. These limits are designed to provide reasonable protection against harmful interference in a residential installation.

This equipment generates, uses and can radiate radio frequency energy and, if not installed and used in accordance with the instructions, may cause harmful interference to radio communications. However, there is no guarantee that interference will not occur in a particular installation. If this equipment does cause harmful interference to radio or television reception, which can be determined by turning the equipment off and on, the user is encouraged to try to correct the interference by one or more of the following measures:

- Reorient or relocate the receiving antenna.
- Increase the separation between the equipment and receiver.
- Connect the equipment into an outlet on a circuit different from that to which the receiver is connected.
- Consult the dealer or an experienced radio/TV technician for help.

RF Exposure statement:

This equipment complies with FCC radiation exposure limits set forth for an uncontrolled environment. This equipment should be installed and operated with minimum distance of 20 cm between the radiator and your body. This transmitter must not be co-located or operating in conjunction with any other antenna or transmitter.

- IC: 22635-WSDCGQ11LM

IC NOTICE TO CANADIAN USERS

This device contains licence-exempt transmitter(s)/receiver(s) that comply with Innovation, Science and Economic Development Canada's licence-exempt RSS(s). Operation is subject to the following two conditions:

1. This device may not cause interference.
2. This device must accept any interference, including interference that may cause undesired operation of the device.

This Class B digital apparatus complies with Canadian ICES-003. This device complies with RSS-247 of Industry Canada. Operation is subject to the condition that this device does not cause harmful interference. This equipment complies with IC radiation exposure limits set forth for an uncontrolled environment. This equipment should be installed and operated with minimum distance of 20 cm between the radiator and your body. This transmitter must not be co-located or operating in conjunction with any other antenna or transmitter.

CAUTION

- Risk of explosion if the battery is replaced by an incorrect type.
 - Dispose of used batteries according to the instructions.
 - Do not ingest battery, Chemical Burn Hazard.
 - This product contains a coin / button cell battery. If the coin / button cell battery is swallowed, it can cause severe internal burns in just 2 hours and can lead to death.
 - Keep new and used batteries away from children.
 - If the battery compartment does not close securely, stop using the product and keep it away from children.
 - If you think batteries might have been swallowed or placed inside any part of the body, seek immediate medical attention.
1. The equipment is only suitable for mounting at heights ≤ 2 m
 2. Disposal of a battery into fire or a hot oven, or mechanically crushing or cutting of a battery, that can result in an explosion Leaving a battery in an extremely high temperature surrounding environment that can result in an explosion or the leakage of flammable liquid or gas A battery subjected to extremely low air pressure that may result in an explosion or the leakage of flammable liquid or gas



Hereby, [Lumi United Technology Co., Ltd.] declares that the radio equipment type [Temperature and Humidity Sensor, WSDCGQ11LM] is in compliance with Directive 2014/53/EU.

The full text of the EU declaration of conformity is available at the following internet address:

<http://www.agara.com/DoC/>




■ All products bearing this symbol are waste electrical and electronic equipment (WEEE as in directive 2012/19/EU) which should not be mixed with unsorted household waste. Instead, you should protect human health and the environment by handing over your waste equipment to a designated collection point for the recycling of

waste electrical and electronic equipment, appointed by the government or local authorities. Correct disposal and recycling will help prevent potential negative consequences to the environment and human health. Please contact the installer or local authorities for more information about the location as well as terms and conditions of such collection points.



Symbol on the product or on its packaging indicates that this product may not be treated as household waste. Instead it shall be handed over to the applicable collection point for the recycling of electrical and electronic equipment.

Documents / Resources

	<p>Aqara T1 Smart Temperature and Humidity Sensor [pdf] User Guide</p> <p>T1, T1 Smart Temperature and Humidity Sensor, Smart Temperature and Humidity Sensor, Temperature and Humidity Sensor, Humidity Sensor, Sensor</p>
---	---

References

-  [Aqara - Smart Home Automation Devices for Better Living](#)
-  [Aqara Smart Device Product Support](#)
- [User Manual](#)

[Manuals+](#), [Privacy Policy](#)

This website is an independent publication and is neither affiliated with nor endorsed by any of the trademark owners. The "Bluetooth®" word mark and logos are registered trademarks owned by Bluetooth SIG, Inc. The "Wi-Fi®" word mark and logos are registered trademarks owned by the Wi-Fi Alliance. Any use of these marks on this website does not imply any affiliation with or endorsement.