



## Aputure LS 60 Softbox User Manual

[Home](#) » [Aputure](#) » Aputure LS 60 Softbox User Manual 

### Aputure LS 60 Softbox



## Contents

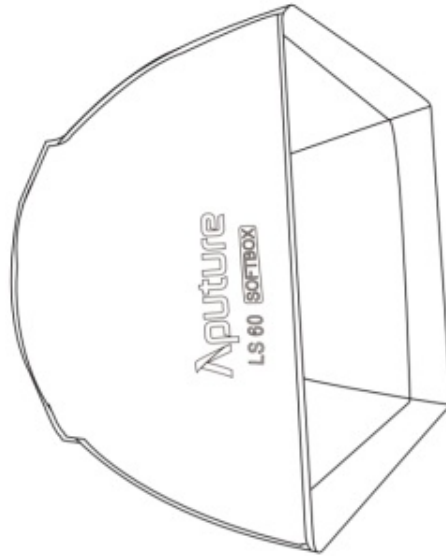
- [1 LS 60 Softbox Product manual](#)
  - [1.1 Check list](#)
- [2 Setting up the Softbox](#)
  - [2.1 Installing on the LS 60d or LS 60x](#)
- [3 Service Warranty](#)
- [4 Documents / Resources](#)
- [5 Related Posts](#)

## LS 60 Softbox Product manual

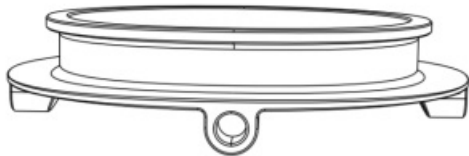
Thank you for purchasing the LS 60 Softbox.

The Aputure LS 60 Softbox is a soft lighting modifier designed specifically for the Aputure LS 60d and LS 60x. It maintains a simple construction while still giving users all the tools they need modify their light, including two diffusion fabrics and a light control grid.


### Check list



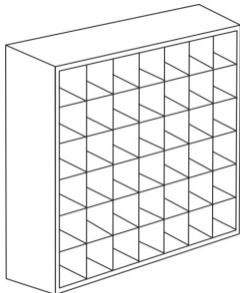
LS 60 Softbox (1 pc)



Mini Mount Speedring (1 pc)



Diffusion Fabrics  
(1 pc 15 Stop Diffusion, 1 pc 25 Stop Diffusion)



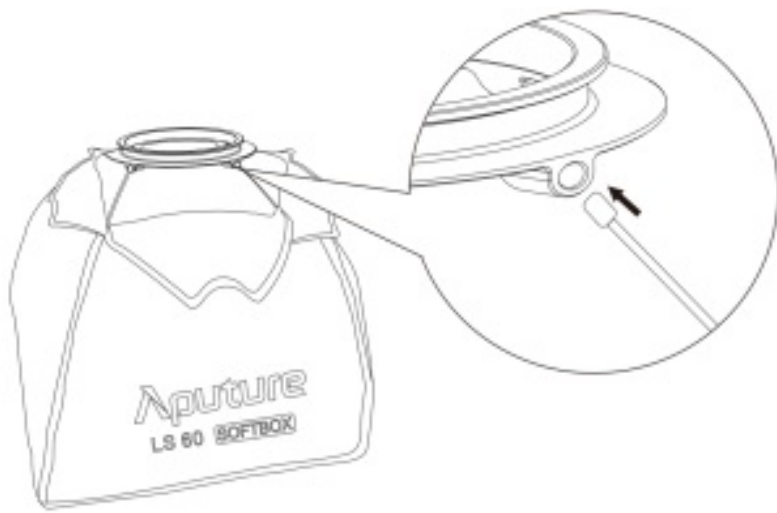
Fabric Light Control Grid (1 pc)



Carrying Bag ( 1 pc)

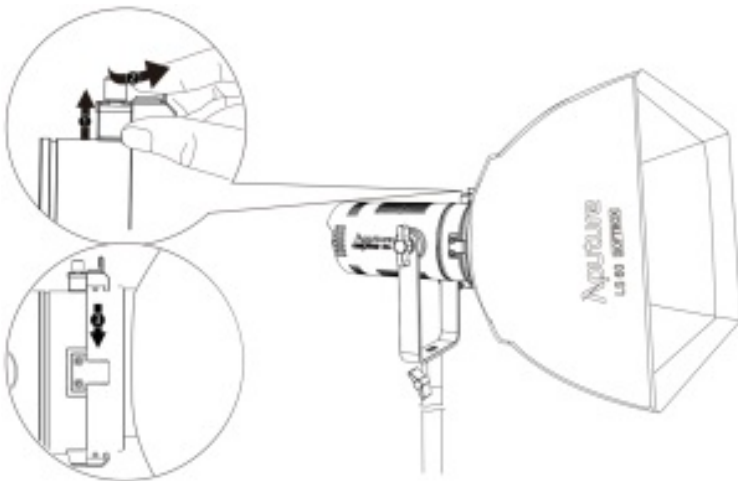
## Setting up the Softbox

Insert each of the four rods into the speedring.



#### Installing on the LS 60d or LS 60x

Open the top latch on the LS 60d/x by pulling forward the locking tab and turning it to the side. Insert the LS 60 Softbox Speed ring into the accessory slot of the LS 60d/x, and then close the top latch and re-insert the locking tab.



<b>Softbox Dimensions</b>	Built	350*350*300mm / 13.78*13.78*11.81in
	Collapsed	400*200*50mm / 15.75*7.87*1.97in
<b>Diffusion Fabric</b>	15 Stop	400*200*50mm / 15.75*7.87*1.97in
	2.5 Stop	350*350mm / 13.78*13.78in
<b>Fabric Light Control Grid</b>	Beam Angle	45°
	Dimension	350*350mm / 13.78*13.78in
<b>Speedring Adapter</b>	Mini Mount/ >106mm	
<b>Total Weight</b>	420g/ 0.9261bs	

Serial No.	
Item Name	
Purchase Date	
Buyer Name	
Buyer Phone	
Buyer Add	
Franchiser Seal	

## Service Warranty

Aputure Imaging Industries Co., Ltd. warrants the original consumer purchaser from defects in material and workmanship for a period of one (1) year after the date of purchase. For more details of warranty visit [www.aputure.com](http://www.aputure.com)

### Important:

Keep your original sales receipt. Be sure the dealer has written on it the date, serial No. of the product. This information is required for warranty service.

### This warranty does not cover:

- Damage that is the result of misuse, abuse, accident (including but not limited to damage by water). faulty connection, defective or maladjusted associated equipment, or the use of the product with equipment for which it was not intended.
- Cosmetic defects that appear more than thirty (30) days after the date of purchase. Cosmetic damage caused by improper handling is also excluded.
- Damage that occurs while the product is being shipped to whoever will service it.

### This warranty is void if:

- The product identification or serial No. label is removed or defaced in any way.
- The product is serviced or repaired by any one other than Aputure or an authorized Aputure dealer or service agency.

### Aputure Imaging Industries Co., Ltd.


Add: F/3, Building 21 , Longjun industrial estate, HePing West Road, Shenzhen, Guangdong

E-MAIL: [cs@aputure.com](mailto:cs@aputure.com)

Sales Contact: (86)0755-83285569-613



## Documents / Resources



## [Aputure LS 60 Softbox](#) [pdf] User Manual

LS 60 Softbox, LS 60, Softbox