



## Aputure Light Dome SE Deep Parabolic Softbox User Manual

[Home](#) » [Aputure](#) » Aputure Light Dome SE Deep Parabolic Softbox User Manual 

### Contents

- [1 Aputure Light Dome SE Deep Parabolic Softbox](#)
- [2 Material list](#)
- [3 Installation](#)
- [4 Specifications](#)
- [5 Service Warranty](#)
- [6 Documents / Resources](#)
  - [6.1 References](#)
- [7 Related Posts](#)

# Aputure®

**Aputure Light Dome SE Deep Parabolic Softbox**



**Thank you!**


**Thank you for purchasing the Aputure Light Dome SE.**

Aputure's Light Dome SE is a deep softbox with Bowens mount for the Light Storm LS series and amaran COB series LED video light, and is compatible with other LED video light which with Bowens mount.

**Material list**



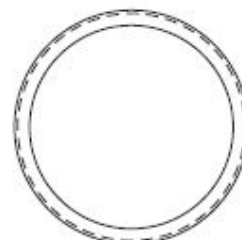
Softbox (1pc)



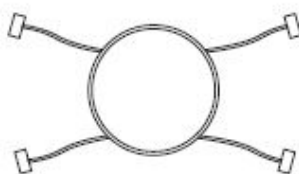
Eggcrate (1pc)



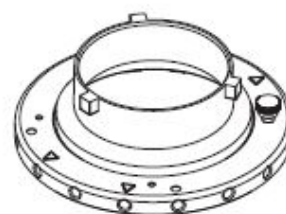
Outside Diffuser 1 (1pc)



Outside Diffuser 2  
(1pc)



Inside Diffuser (1pc)



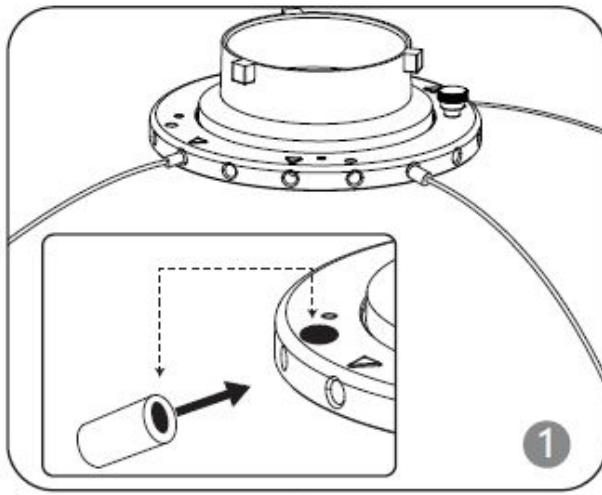
Speed Ring Adapter  
(1pc)



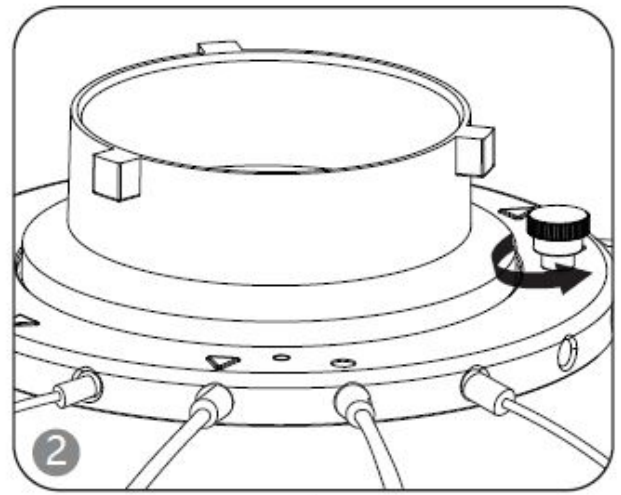
Carrying Bag (1pc)

## Installation

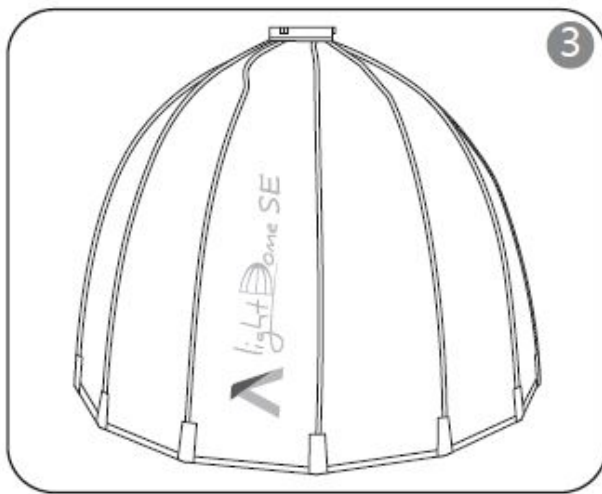
1. Speed Ring Adapter installation



Red dot match: Insert bracket to speed ring adapter, symmetrically install all brackets.

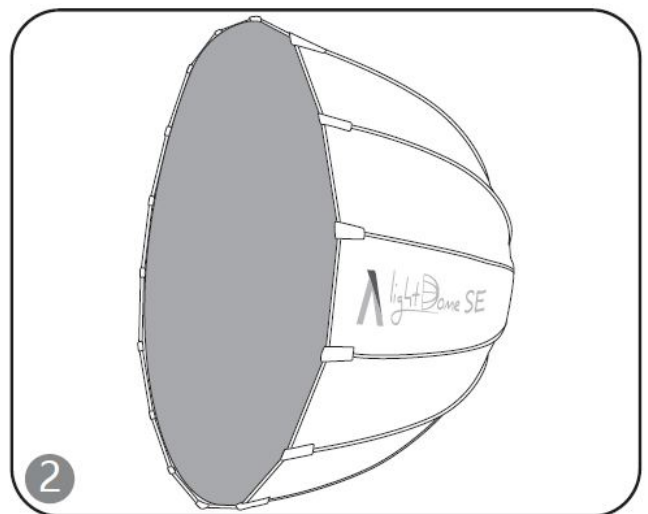
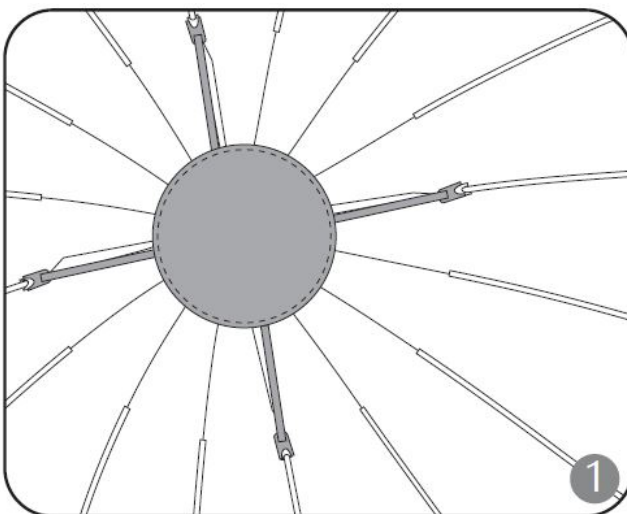


Fasten the speed ring adapter.

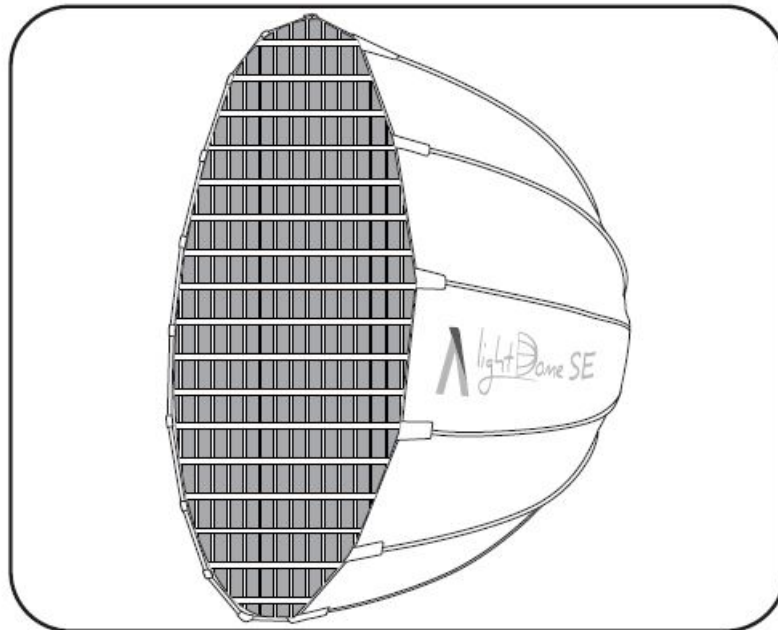


Stick magic strip well.

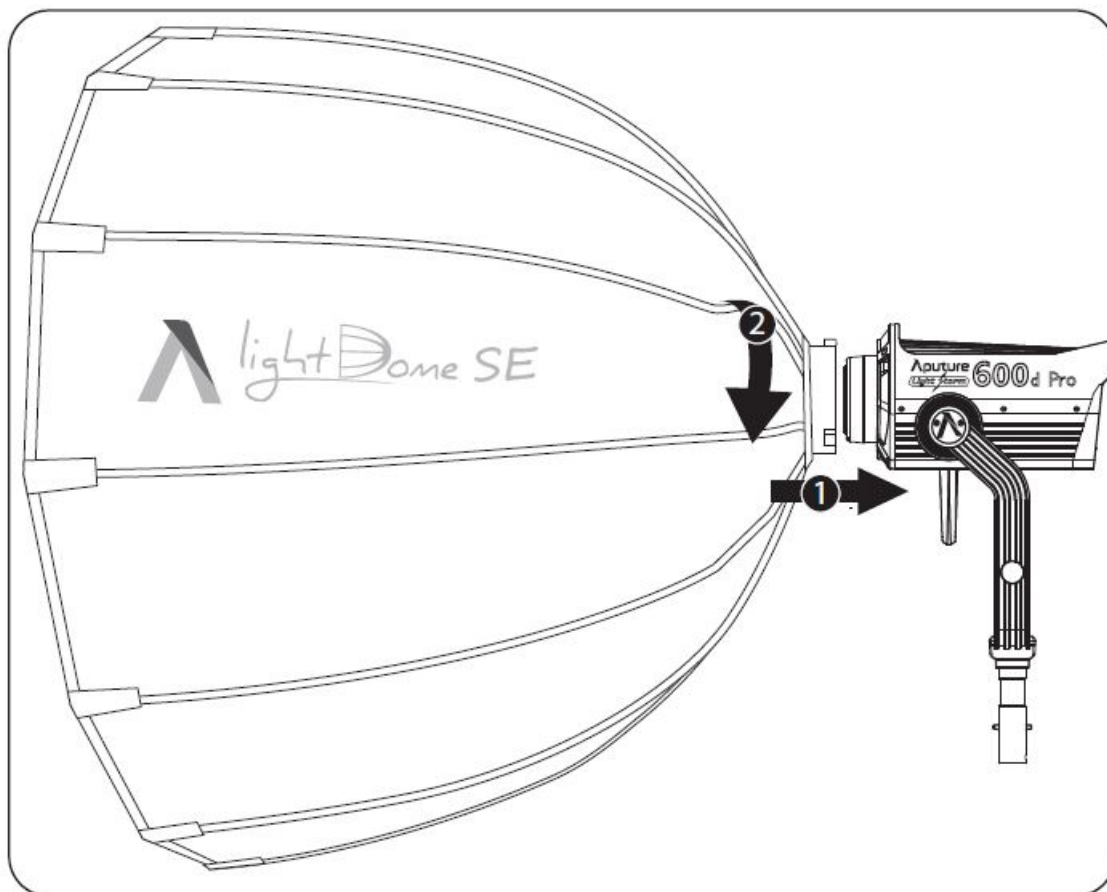
## 2. Diffuser installation



## 3. Eggcrate installation



#### 4. Light Dome SE installation



#### Specifications

Item	Dimension	Net Weight
Softbox unfolded	Φ850mmx450mm Φ33.46"x17.72"	1.09kg (2.4 lb)
Outside Diffuser 1	Φ820mm Φ32.28"	
Outside Diffuser 2	Φ820mm Φ32.28"	
Inside Diffuser	Φ240mm Φ9.45"	
Speed Ring Adapter	Standard Bowens Mount	
Eggcrate	Φ820mm Φ32.28"	

### Trademarks

Bowens is a trademark or registered trademark of Bowens in China or other countries.

### Service Warranty

**Important:** Keep your original sales receipt. Be sure the dealer has written on it the date, serial No. of the product. This information is required for warranty service.


#### This warranty does not cover:

- Damage that is the result of misuse, abuse, accident (including but not limited to damage by water), faulty connection, defective or maladjusted associated equipment, or the use of the product with equipment for which it was not intended.
- Cosmetic defects that appear more than thirty (30) days after the date of purchase. Cosmetic damage caused by improper handling is also excluded.
- Damage that occurs while the product is being shipped to whoever will service it.

#### This warranty is void if:

- The product identification or serial No. label is removed or defaced in any way.
- The product is serviced or repaired by anyone other than Aputure or an authorized Aputure dealer or service agency.

### Documents / Resources

	<a href="#">Aputure Light Dome SE Deep Parabolic Softbox</a> [pdf] User Manual Light Dome SE Deep Parabolic Softbox, Light Dome SE, Deep Parabolic Softbox
---	---

## References

-  [Aputure - LED Lighting for Filmmakers](#)